



KANSAS

FOOTBALL GAME NOTES



GAME
13



**KANSAS
JAYHAWKS**
6-6, 3-6 Big 12



vs.



**ARKANSAS
RAZORBACKS**
6-6, 3-5 SEC

Wednesday, Dec. 28 2022 | 4:30 p.m. CT
Simmons Bank Liberty Bowl Stadium (58,325)

KANSAS TAKES ON ARKANSAS IN THE 64TH AUTOZONE LIBERTY BOWL

For the first time since beating Minnesota 42-21 in the 2008 Insight Bowl in Tempe, Arizona, the Kansas Jayhawks will play postseason football when they travel to Memphis to take on Arkansas in the AutoZone Liberty Bowl on Dec. 28. Both teams will be playing for a winning season as the Jayhawks and Razorbacks both enter with a 6-6 mark on the season. The two programs have met twice before, but not since a two-game series in 1905 and 1906 where Kansas won both matchups. Arkansas finished 3-5 in the SEC, dropping its final game of the season at Missouri, 29-27. Coach Sam Pittman's team is led by quarterback KJ Jefferson, who completed 185 of 271 passes this season for 2,361 yards, 22 touchdowns and just four interceptions. Sophomore running back Raheim Sanders was also a standout on offense, rushing for 1,426 rushing yards and 10 touchdowns. He averaged 6.5 yards per carry. Overall, the Arkansas offense is ranked No. 26 in the country in total offense and the defense is ranked No. 123. On the flip side, Kansas enters ranked No. 38 in total offense, No. 28 in scoring offense and No. 122 in total defense. Kickoff for the AutoZone Liberty Bowl is set for 4:30 p.m., on ESPN with Dave O'Brien, Dan Mullen and Taylor McGregor on the call.

JAYHAWK QUICK HITS

- The Jayhawks enter their final regular season game, averaging 7.01 yards per play this season, which ranks tied for fifth nationally. The program record for yards per play in a season is 6.40, set in 1950.
- Kansas boasted one of the most improved offenses in the country during the 2022 season. The Jayhawks averaged 424.9 yards per game this year, after averaging 324.2 last year. The 100.7-yard improvement ranks fourth in the country and third among Power 5 teams. In addition, Andy Kotelnicki's offense improved its scoring offense by 13.4 points per game, which ranked fifth in the country and fourth among Power 5 teams.
- The Jayhawks also improved their third down conversion percentage by 15 percent, which ranks second in the country behind Florida State.
- Entering the AutoZone Liberty Bowl, Kansas ranks among the Top 30

nationally in several offensive categories. The Jayhawks rank fifth in team passing efficiency and seventh in fewest sacks allowed at 0.75 per game.

- Kansas is also ranked seventh in third down percentage at 50.4 percent and 28th in scoring offense at 34.2 points per game. The team's rushing offense is just outside the Top 30, sitting 32nd at 194.7 rushing yards per game.
- Running back Devin Neal posted the 17th 1,000-yard rushing season in Kansas history earlier this season when he topped the 1,000-yard mark for the season with a 51-yard performance against Texas in the team's final home game of the season.
- The Lawrence native then rushed for 59 yards and a pair of touchdowns against Kansas State and enters the bowl game with 1,061 rushing yards on the season. He is tied with Pooka Williams Jr., for 16th all-time in single-season rushing in program history.
- Defensive end Lonnie Phelps enters the postseason with seven sacks, which is the most by a Kansas player since Dorance Armstrong Jr., had 10 in 2016. Now a Dallas Cowboy, Armstrong has eight sacks this year in his fifth season in the NFL.
- First-Team All-Big 12 cornerback Cobee Bryant ranks fifth in the conference in passes defended at 11 and tied for sixth in interceptions with three. Bryant also had an interception return for a touchdown this season and a blocked field goal return for a score.
- Since 2000, only three Kansas teams have posted 2,500+ passing yards and 2,000+ rushing yards in the same season. This year's team has 2,763 passing yards and 2,336 rushing yards. The only other teams since 2000 to top both marks were the 2003 and 2007 teams.
- Kansas quarterbacks this season are 205-for-315 for 2,763 yards. The completion percentage of 65.1 would be the second-best mark by the program since at least 1950. The only season that ended in a higher completion percentage was 2008 at 66.6.
- Both Jalón Daniels and Jason Bean are completing at least 64 percent of their passes. Since 2000, only Todd Reesing in 2008 had a completion percentage north of 64 with at least 125 attempts. Now, both Daniels and Bean have done it.

ON THE AIR



TV: ESPN [(Dave O'Brien (Play-by-Play), Dan Mullen (Analyst), Taylor McGregor (Sideline)).]



Radio: Jayhawk Radio Network [(Brian Hanni (Play-by-Play), David Lawrence (Analyst), Brandon McAnderson (Sideline)).]



ESPN Radio: Clay Matvick (Play-by-Play), Rocky Boiman (Analyst), Tera Talmadge (Sideline).

2022 SCHEDULE

	Sept. 2	Tennessee Tech Golden Eagles David Booth Kansas Memorial Stadium Lawrence, Kan.	W 56-10
	Sept. 10	West Virginia Mountaineers Milan Puskar Stadium Morgantown, W.Va.	W 55-42 (OT)
	Sept. 17	Houston Cougars TDECU Stadium Houston, Texas	W 48-30
	Sept. 24	Duke Blue Devils David Booth Kansas Memorial Stadium Lawrence, Kan.	W 35-27
	Oct. 1	Iowa State Cyclones David Booth Kansas Memorial Stadium Lawrence, Kan.	W 14-11
	Oct. 8	#17/18 TCU Horned Frogs David Booth Kansas Memorial Stadium Lawrence, Kan.	L 31-38
	Oct. 15	Oklahoma Sooners Gaylord Family Oklahoma Memorial Stadium Norman, Okla.	L 42-52
	Oct. 22	Baylor Bears McLane Stadium Waco, Texas	L 23-35
	Nov. 5	#18/18 Oklahoma State Cowboys David Booth Kansas Memorial Stadium Lawrence, Kan.	W 37-16
	Nov. 12	Texas Tech Red Raiders Jones AT&T Stadium Lubbock, Texas	L 28-43
	Nov. 19	Texas Longhorns David Booth Kansas Memorial Stadium Lawrence, Kan.	L 14-55
	Nov. 26	#15/13 Kansas State Wildcats Bill Snyder Family Stadium Manhattan, Kan.	L 27-47
	Dec. 28	Arkansas Razorbacks Simmons Bank Liberty Bowl Stadium Memphis, Tenn.	4:30 p.m. ESPN

BY THE NUMBERS 13

Kansas' appearance in the AutoZone Liberty Bowl marks Kansas' 13th bowl appearance in school history, including its first since the 2008 season. Kansas holds a 6-6 record in Bowl games all-time. This year's game marks Kansas' first bowl game against an SEC team since the 1981 Hall of Fame Bowl that Kansas dropped 10-0 to Mississippi State.

7.01

Kansas enters its final regular season game averaging 7.01 yards per play this season, which ranks tied for fifth nationally and is on pace to break the school's record for yards per play in a season of 6.40, set in 1950.

56

The Kansas offense has scored 56 touchdowns this season, which is the most in single season since 2008, while the most over the last 10 seasons by a KU team was 36 (2019).

A KU WIN WOULD ...

- Move Kansas to 595-675-58 all-time, including 9-16 under head coach Lance Leipold. Leipold's career record would improve to 155-55.
- Give Kansas seven wins for the first time since 2008, when the Jayhawks finished 8-5 and won the Insight Bowl.
- Give Kansas its first Bowl victory since Dec. 31, 2008, when the Jayhawks defeated Minnesota in the Insight Bowl, 42-21.
- Make Kansas 7-6 in Bowl games all-time, while it would make Kansas 1-1 in the Liberty Bowl all-time.
- Make head coach Lance Leipold 3-1 in Bowl Games all-time, including his first Bowl victory since 2020 while at Buffalo.
- Make Kansas 3-0 against the Arkansas Razorbacks all-time. In a series that dates back to 1905 (W, 6-0) it would be Kansas' first win over Arkansas since 1907 (W, 37-5).
- Make Kansas 64-71-10 all-time against the Southeastern Conference.
- Make Kansas 1-0 in games played on December 28 all-time.



**KANSAS
JAYHAWKS**
6-6, 3-6 Big 12
Head Coach: Lance Leipold



**ARKANSAS
RAZORBACKS**
6-6, 3-5 SEC
Head Coach: Sam Pittman

Record	6-6 (3-6 Big 12)
Ranking (CFP/AP/Coaches)	nr/nr/nr
Last Game	Nov. 26, 2022 (Loss at No. 15 Kansas State, 27-47)
Head Coach	Lance Leipold
Career Record	154-55 (16th Season)
Record at Kansas	8-16 (2nd Season)

2022 TEAM STATISTICS

Points Per Game	34.2
1st Downs	236
Rushing Yards	2,336
Passing Yards	2,763
Total Offense	5,099
Touchdowns	56
Field Goals	7/13
Time of Possession	28:41
Sacks	24-142

2022 STATISTICAL LEADERS

Passing	Jalón Daniels (115/175, 1,470 yds, 13 TD)
Rushing	Devin Neal (171 att, 1,061 yds, 9 TD)
Receiving	Lawrence Arnold (36 rec, 597 yds, 4 TD)
Tackles	Kenny Logan Jr. (96 tackles)
Sacks	Lonnie Phelps (7.0 sacks)
Interceptions	Cobee Bryant (3 interceptions)

Record	6-6 (3-5 SEC)
Ranking (CFP/AP/Coaches)	nr/nr/nr
Last Game	Nov. 25, 2022 (Loss at Missouri, 27-29)
Head Coach	Sam Pittman
Career Record	18-17 (3rd Season)
Record at Arkansas	18-17 (3rd Season)

2022 TEAM STATISTICS

Points Per Game	30.7
1st Downs	282
Rushing Yards	2,681
Passing Yards	2,764
Total Offense	5,445
Touchdowns	47
Field Goals	12/15
Time of Possession	29:22
Sacks	39/234

2022 STATISTICAL LEADERS

Passing	KJ Jefferson (185/271, 2,361 yds, 22 TD)
Rushing	Raheim Sanders (219 att, 1,426 yds, 10 TD)
Receiving	Matt Landers (44 rec, 780 yds, 7 TD)
Tackles	Drew Sanders (103 tackles)
Sacks	Drew Sanders (9.5 sacks)
Interceptions	Dwight McGlothern (3 interceptions)



HC **LANCE LEIPOLD**

GAME WEEK MEDIA SCHEDULE

Thurs, Dec. 23	Fri, Dec. 24	Sat, Dec. 25	Sun, Dec. 26	Mon, Dec. 27	Tue., Dec. 28
No media availability	No media availability	5:10 p.m. - Lance Leipold and selected players available upon arrival to team hotel (Sheraton Memphis Downtown).	3 p.m. - Offensive Coordinator Andy Kotelnicki, Defensive Coordinator Brian Borland and select student-athletes made available at the DoubleTree Memphis Downtown.	11:30 a.m. - Head Coach Lance Leipold available at the DoubleTree Memphis Downtown.	4:30 p.m. - Kansas vs. Arkansas Postgame media availability to take place in-person in the Simmons Bank Liberty Bowl Media Room.

Credentials

All credential requests can be made online at <https://kuathne.ws/22FBCredentials>. All credentials will be made available for pickup on game day at the entrance to the Mississippi Street Garage.

Photographers

Credentials for sideline photographers will be issued on the basis of circulation, with priority granted to agencies covering the participating schools on a regular basis.

Parking

Media parking is located in the Mississippi Street Parking Garage just south of the Kansas Union on the southeast side of Memorial Stadium. The garage is approximately two blocks away from the stadium.

Pressbox and Gameday Services

The Kivisto Field at David Booth Kansas Memorial Stadium pressbox is located on the west side of the stadium. Entrance is at the base of the elevator located just off of Maine Street. There is also a field-level media entrance at Gate 35. Level eight is reserved for the print media, home and visiting radio, home and visiting booths for coaches and athletics directors, along with game and scoreboard operations. Level nine serves as the photo deck and the location for television booths. Television monitors are also part of the fixtures in both home and visiting radio booths.

Wireless Internet

Complimentary access to wireless internet is available at Memorial Stadium and information about how to access it will be available in the pressbox.

Telephones

Writers wanting phone lines at their seat locations should contact the KU Telecommunications Office at (785) 864-9300 regarding installation. For specific line location, please list Andy Eisch as the contact. Allow at least two weeks notice prior to the game.

Weekly News Conference

Kansas Head Football Coach Lance Leipold will conduct a weekly press conference each Tuesday during the season. The press conference will begin at 11:30 a.m., and will be conducted in-person at Mrkonic Auditorium inside Anderson Family Football Complex.

Offensive Coordinator Andy Kotelnicki, Defensive Coordinator Brian Borland and select student-athletes will be available each Wednesday throughout the season, beginning at 11:30 a.m., at Mrkonic Auditorium.

*Please note that for the first game of the season, each availability will be moved up one day to accommodate the Friday season-opener.

After the conclusion of games, Coach Leipold and select student-athletes will be made available in a press conference setting.

Interviews

Contact the communications office for all player or coach interview requests. To request players, media should contact Daniel Berk (dberk@ku.edu; 785-312-2159) or Andy Eisch (aeisch@ku.edu; 785-330-3698). Out-of-town media wishing to interview Kansas players should also contact the communications office with their requests.

Home and cell phone numbers for players will not be provided and players have been instructed not to accept calls from media without prior notice from the communications office. Please do not contact a player or coach without scheduling the interview through the communications office.

Digital Assets

Head shots and selected video and audio elements will be made available throughout the season on the KU Athletics Media FTP: <https://kuathne.ws/KUMediaShare>.

*Please note that all formats and policies are subject to change throughout the season.



collegepressbox is the official media website for Division I football. Access and download game notes, quotes, statistics, media guides, headshots, logos and more for all FBS schools, conferences, postseason games, awards and the College Football Playoff. For access, please register for an account at collegepressbox.com/register.

QUICK FACTS

Location	Lawrence, Kan.
Founded	1866
Enrollment	27,619 (Fall 2020)
Chancellor	Douglas A. Girod (UC Davis, 1981; UC San Francisco, 1985)
Athletics Director	Travis Goff (Kansas, 2002; Tulane, 2007)
Colors	Crimson (Pantone 186) & Blue (Pantone 293)
Nickname	Jayhawks
Affiliations	NCAA Division I Big 12 Conference
Conference Website	www.Big12Sports.com
Ticket Office	800.34.HAWKS (42957) KUTickets.com

KANSAS FOOTBALL COMMUNICATIONS STAFF

Office	785.864.3417
Assistant AD - Communications	Daniel Berk
Cell	785.312.2159
Email	dberk@ku.edu
Director of Football Communications	Andy Eisch
Cell	785.330.3698
Email	aeisch@ku.edu
KU Athletics Website	KUathletics.com
Football Credentials	https://kuathne.ws/22FBCredentials
Facebook	/KUathletics
Twitter	@KUathletics
Instagram	@KUathletics

STADIUM

Football Facility	David Booth Kansas Memorial Stadium
Capacity	47,233
Largest Crowd	52,530 (Sept. 5, 2009 vs. Northern Colorado)
Surface	Field Turf (2009)
Year Opened	1921
Press Box Phone (Media Only)	785.864.5593

COACHING INFORMATION

Head Coach	Lance Leipold
Alma Mater	Wisconsin-Whitewater, 1987, 1991
Record at Kansas	8-16
Career Record (Seasons)	154-55 (16th Season)
Defensive Coordinator	Brian Borland
Offensive Coordinator	Andy Kotelnicki
Assistant Coach - Offensive Line	Scott Fuchs
Assistant Coach - Defensive Ends/Special Teams Coordinator	Taiwo Onatolu
Assistant Coach - Defensive Tackles	Jim Panagos
Assistant Coach - Defensive Backs	Jordan Peterson
Assistant Coach - Wide Receivers	Terrence Samuel
Assistant Coach - Linebackers	Chris Simpson
Assistant Coach - Running Backs	Jonathan Wallace
Assistant Coach - Quarterbacks	Jim Zebrowski
Senior Analyst - Offense	Stephen Matos
Senior Analyst - Offense	Bill Queisert
Senior Analyst - Offense	Matt Lubick
Analyst - Defense	Oscar Rodriguez
Senior Analyst - Defense	Mark DeLeone
Senior Analyst - Special Teams	Aaron Miller
Quality Control - Defense	Shane Toub
Graduate Assistant - Offense	James Price
Graduate Assistant - Offense	Chris Labidou
Graduate Assistant - Defense	Brian Stoldt
Graduate Assistant - Defense	Darrian Wilson

HISTORY

First Season of Record	1890
Seasons	131st
All-Time Record	594-675-58
Conference Titles (Last)	7 (2007)
Big 12 Titles (Last)	1 (North Division 2007)
Bowl Games (Last)	12 (2008)
Bowl Game Titles (Last)	6 (2008)
Bowl Games Record	6-6

TEAM INFORMATION

2021 Overall Record	2-10
2020 Conference Record	1-8 (10th)
2021 Home Record	1-5
2021 Road Record	1-5

GAME NOTES

ALL-CONFERENCE HAWKS

- Kansas placed nine players on the All-Big 12 teams this season with sophomore cornerback Cobee Bryant leading the way as a first-team selection.
- The Jayhawks placed three offensive players on the second-team in quarterback Jalon Daniels, tight end Mason Fairchild and center Mike Novitsky.
- Defensive end Lonnie Phelps earned second-team honors as well on the defensive side of the ball.
- Running back Devin Neal and offensive linemen Earl Bostick Jr., and Dominick Puni were named honorable mention.
- Safety Kenny Logan, who will return in 2023 for his fifth season, was also named honorable mention.
- Bryant became the first Jayhawk since 2019 (Pooka Williams Jr., and Hakeem Adeniji) to be named All-Big 12 first-team. He is the first defensive back to earn first-team honors since Fish Smithson in 2016.

BOWL MUST KNOWS

- This year's appearance in the AutoZone Liberty Bowl marks the 13th all-time bowl game in Kansas history.
- The Jayhawks have picked up wins in:
 - o 1961 BlueBonnet Bowl (Kansas 33, Rice 7)
 - o 1992 Aloha Bowl (Kansas 23, BYU 20)
 - o 1995 Aloha Bowl (Kansas 51, UCLA 30)
 - o 2005 Fort Worth Bowl (Kansas 42, Houston 13)
 - o 2008 Orange Bowl (Kansas 24, Virginia Tech 21)
 - o 2008 Insight Bowl (Kansas 42, Minnesota 21)
- Laverne Smith holds the Kansas bowl game record with 118 rushing yards, which he did on 16 carries in the 1975 Sun Bowl versus Pittsburgh.
- Todd Reesing's 313 passing yards against Minnesota in the 2008 Insight Bowl mark the Kansas bowl game record for passing yards.
- Of course, 201 of those yards went to Dezmon Briscoe, who holds the Kansas bowl game record with 201 receiving yards.
- This year's appearance is the second all-time appearance for Kansas in the Liberty Bowl. The Jayhawks fell to NC State 31-18 in the 1973 Liberty Bowl.
- David Jaynes threw for 218 yards and a touchdown for the Jayhawks in his final game at KU. At the time, his 218 yards and 24 completions established a new Liberty Bowl record.
- This year's game marks Kansas' first bowl game against an SEC team since the 1981 Hall of Fame Bowl that Kansas dropped 10-0 to Mississippi State.

PLAYING FOR HADL

- On November 30th, Kansas Football lost a legend when College Football Hall of Famer John Hadl passed away at the age of 82.
- Hadl earned first-team AP All-American honors in 1960 and 1961 and is one of two Jayhawks – with Gale Sayers being the other – to be named a two-time first-team AP All-American.
- Hadl then enjoyed a 16-year professional football career, earning six Pro Bowl appearances and being named the 1971 NFL Man of the Year.
- After his playing career, Hadl spent more than 30 years working at Kansas as a coach and then administrator.
- His No. 21 is one of three Kansas football numbers to be retired, along with No. 48 for Gale Sayers and No. 42 for Ray Evans.
- Statement from Head Football Coach Lance Leipold:

“Upon my arrival, I heard instantly from people across the state about John’s impact to this department, not just as a student-athlete and coach, but as someone who dedicated nearly 40 years of his life to the University of Kansas. His desire to enhance KU and make it as special as possible truly resonated with me. To be the head coach of this program and see his statue every day outside Anderson Family Football Complex, is a firm reminder of the passion and love that John had for this program. Kelly and I send our condolences to the Hadl family and his loved ones.”

SKY’S THE LIMIT

- Kansas has continued to have a strong season offensively in 2022 under the direction of Offensive Coordinator Andy Kotelnicki, whose offense returned nine starters from a season ago.
- The Jayhawks rank 28th in the country in scoring offense at 34.2 points per game. The Jayhawks averaged 20.8 points per game last season, ranking 111th of 130 teams. The 34.2 points per game are the most by a Kansas team since the 2007 squad averaged 42.7 points per game.
- Over the last 10 seasons, the highest scoring average for the Jayhawks was 23.5 in 2019.
- The Jayhawks are up to 56 touchdowns this season after not having more than 36 in any season over the last 10 years. The balance has been impeccable, with 27 rushing touchdowns and 27 passing touchdowns on the season.
- Kansas has rushed for 2,236 yards in 12 games, an average of 194.7 yards per game. That total ranks fifth in the Big 12 and No. 32 nationally. The Jayhawks are averaging 5.7 yards per carry on 412 attempts. Kansas ranked 58th in rushing offense last season.
- KU has continued to execute at a high-level on third downs this season. The Jayhawks lead the Big 12 in third-down percentage, converting on 71-of-141 (50%) attempts this season. That number also ranks seventh nationally.
- The Kansas offensive line did not allow a sack in the first three games of the season and the Jayhawks enter the bowl game of the season ranked seventh nationally with just nine sacks allowed. KU didn't allow a sack against Oklahoma State or Texas in its final two home contests
- Kansas has topped the 500-yard mark five times this season and three times in conference play. From 2010 to 2018, Kansas topped the 500-yard mark just once in a conference game when the Jayhawks totaled 514 yards versus Iowa State in 2014.

STATISTIC	2022	2021	2020
Total Offense	424.9 yds	324.2 yds	259.2 yds
Sacks Allowed	9 (12 gms)	16	47 (9 gms)
Average Yards Per Play	7.0	5.2	3.7
3rd Down Percentage	50%	36%	23%
Rushing Yards Per Game	194.7	139.3	104.9
Points Per Game	34.2	20.8	15.8

MOST TOUCHDOWNS SCORED IN THE LAST 10 SEASONS		
YEAR	TOUCHDOWNS	
1. 2022	56	
2. 2019	36	
3. 2018	33	
4. 2021	32	
5. 2016	29	
6. 2014	27	
7. 2017	25	
8. 2015	24	
9. 2013	21	
10. 2020 (nine games)	18	

HIGHEST TOTAL OFFENSE OUTPUT IN BIG 12 GAMES SINCE 2010		
Total Yards	Year	Opponent
569	2019	Texas
554	2022	Oklahoma State
540	2022	TCU
527	2019	Texas Tech
525	2022	Texas Tech
514	2014	Iowa State

HIGHEST TOTAL OFFENSE AVERAGE BY KANSAS SINCE 1950		
1. 2007	479.8 yards	
2. 2008	432.4 yards	
3. 2022	424.9 yards	
4. 2009	422.4 yards	
5. 2003	421.5 yards	
6. 1984	403.1 yards	
7. 1968	401.8 yards	

KANSAS' RECORD WHEN ...

	Under Leipold	2022
Overall	8-16	6-6
Big 12	4-14	3-6
Nonconference	4-2	3-0
vs. Ohio Valley	1-0	1-0
vs. Missouri Valley	1-0	0-0
vs. Sun Belt	0-1	0-0
vs. ACC	1-1	1-0
vs. American	1-0	1-0
Home	5-7	4-2
Away	3-9	2-4
Neutral	0-0	0-0
Day Games	4-10	4-4
Night Games (6 p.m. start or later)	4-6	2-2
vs. Top 25 teams	1-5	1-2
vs. Top 10 teams	0-1	0-0
TV games	1-6	0-0
ESPN	0-1	0-0
ESPN2	1-3	1-2
ESPNU	2-0	1-0
Big 12 Now on ESPN+	3-4	2-1
ACC Network	0-1	0-0
FS1	2-6	2-2
FOX	0-1	0-1
When scoring first	6-3	4-0
When opponents score first	2-13	2-6
When leading at halftime	7-3	5-0
When trailing at halftime	1-13	1-6
When tied at halftime	0-0	0-0
When leading after third quarter	8-2	6-0
When trailing after third quarter	0-14	0-6
When tied after third quarter	0-0	0-0
In overtime games	2-0	1-0
When scoring less than 20 points	2-6	1-1
When scoring 20+ points	5-9	4-5
When scoring 30+ points	6-3	5-2
When allowing less than 20 points	4-0	3-0
When allowing 20-29 points	1-0	1-0
When allowing 30+ points	3-16	2-5
When rushing for <100 yards	1-4	0-1
When rushing for 100+ yards	7-12	6-5
When rushing for 200+ yards	6-3	5-1
When passing for <200 yards	3-6	2-1
When passing for 200+ yards	5-11	4-6
When passing for 250+ yards	1-5	1-3
When passing for 300+ yards	1-2	1-1
When totaling <300 yds total offense	2-5	1-1
When gaining 300+ yds total offense	6-11	5-5
When gaining 400+ yds total offense	6-5	5-3
When gaining 500+ yds total offense	3-2	3-2
When allowing <100 yds rushing	2-0	2-0
When allowing 100+ yds rushing	6-14	4-4
When allowing 200+ yds rushing	0-15	0-5
When allowing <200 yds passing	2-6	1-2
When allowing 200+ yards passing	6-10	5-4
When allowing 250+ yards passing	6-6	5-3
When allowing 300+ yards passing	4-3	3-2
When allowing <300 yds total offense	2-0	1-0
When allowing 300+ yds total offense	6-15	5-5
When having a 100-yard rusher	4-3	3-1
When opp. have a 100-yard rusher	0-11	0-4
When having no turnovers	5-2	3-0
When having less than 3 turnovers	7-13	6-5
When having 3 or more turnovers	0-2	0-1
When having no takeaways	1-5	1-2
When having <3 takeaways	6-14	5-5
When having 3 or more takeaways	2-1	1-1
When having more than 30:00 TOP	3-10	1-3
When having less than 30:00 TOP	5-6	5-3

GAME NOTES

HIGHEST PASSING COMPLETION PERCENTAGE SINCE 1950

1.	2008	66.6%
2.	2022	65.1%
3.	2011	63.5%
4.	2007	63.4%
5.	2009	63.2%

DAZZLIN' DANIELS

- Quarterback Jalon Daniels started the final two games of the season, marking his first game action since exiting the TCU game on Oct. 8 right before halftime.
- In his first game back against Texas, Daniels threw for 230 yards and two touchdowns. Against Kansas State in the regular season finale, he threw for 168 yards, while rushing for 51 yards and a touchdown.
- Daniels is completing 65.7 percent of his passes (115-175), and has thrown 13 touchdowns to just two interceptions on the season. He is also averaging 6.4 yards per carry and ranks second on the team with 404 rushing yards. Daniels is also second on the team with six rushing touchdowns. Only Devin Neal (nine) has more rushing scores.
- Against Duke, Daniels threw for a career-high 324 yards, topping the 300-yard mark for the first time in his career.
- Daniels had a streak of eight-straight games with a touchdown pass snapped against Iowa State, but the junior from Lawndale, Calif., did rush for a two-yard touchdown in the second quarter against ISU. Daniels has accounted for 18 total touchdowns this season, which is tied for fifth in the Big 12.
- In back-to-back weeks, Daniels surpassed his career long completion. Against Houston, Daniels hooked up with Torry Locklin for a 60-yard touchdown pass to establish a new long. But against Duke, he eclipsed that with a 73-yard touchdown pass to Daniel Hishaw.
- With 13 touchdown passes on the season, Daniels is just one shy of entering the Top 10 for single-season touchdown passes in school history.

STATISTIC	2022	2021	2020
Touchdowns Thrown	13	7	1
Passing Yards	1,470	860	647
Completion Percentage	65.7	69.2	50
Interceptions	2	3	4

KEEN BEAN

- With Daniels out, Jason Bean stepped into the starting quarterback role in more than an effective way for his four starts.
- Against TCU, Bean threw for 262 yards on 16 of 24 passing and four touchdowns in just one half. The 262 yards marked the second-most Bean has ever thrown for at Kansas. Last year against Duke, Bean threw for 323 yards. The four touchdown passes did establish a new career high for the Texas native.
- Bean then matched that four-touchdown mark again against Oklahoma, throwing for 265 yards and four touchdowns against the Sooners.
- Against Baylor, Bean and the Kansas overcame a slow start to score 20 second-half points against the Bears. Bean finished that game with 232 passing yards, one touchdown and no interceptions. He also rushed for 25 yards and a touchdown.
- The senior then led the Jayhawks to a 37-16 win over Oklahoma State last time out at David Booth Kansas Memorial Stadium. Bean threw for 203 yards and two touchdowns and rushed for 93 yards and another score.
- In his most recent start, Bean threw for 270 yards and three touchdowns to one interception.
- The Texas native now has 14 touchdown passes this season. He had six all of last season. He's been intercepted just four times in 135 attempts after throwing six picks last year.
- Last season, in nine games at quarterback, Bean had multiple touchdown passes in a game just twice. He has four such games this season.

- Bean had six pass plays of 20 yards or longer against TCU. His long pass of the game came on his first attempt when he found Tanaka Scott for a 52-yard gain. He also found Mason Fairchild for 20 yards, Lawrence Arnold for 26, Quentin Skinner for 38 and 29 and Luke Grimm for 31.
- For his Kansas career now, Bean has completed 189 of 316 passes for 2,532 yards, 20 touchdowns and 10 interceptions.
- The North Texas transfer has 3,839 passing yards in his collegiate career with 37 touchdown passes and 19 interceptions.

POWER-5 QUARTERBACKS WITH BACK-TO-BACK 250+ YARD, 4+ TD GAMES THIS SEASON

INDIVIDUAL, TEAM	OPPONENT
1. CJ Stroud, Ohio State	Arkansas State, Toledo, Wisconsin
2. Will Rogers, Mississippi State	Memphis, Arizona
3. Drake Maye, North Carolina	Florida A&M, Appalachian St.
4. Jason Bean, Kansas	TCU, Oklahoma
5. Caleb Williams, USC	Utah, Arizona, California

REAL DEAL DEVIN NEAL

- After a true freshman season that saw Devin Neal rush for 707 yards on 158 carries – an average of 4.5 yards per carry – the Lawrence native is back and having a banner sophomore season.
- In 12 games this season, Neal has rushed for 1,061 yards on 171 carries, averaging 6.2 yards per carry. He ranks third in the Big 12 and 20th in the nation in yards per carry.
- In November, Neal had the best two-game stretch by a Jayhawk in more than 25 years. After rushing for 224 yards on 32 carries (and 110 receiving yards) against Oklahoma State, Neal rushed for 190 yards on 24 carries against Texas Tech.
- Neal is the first Power 5 running back this season to rush for at least 190 yards in back-to-back games. He's the first Jayhawk to do it since June Henley in 1996.
- Neal is third in the Big 12 this season, averaging 6.2 yards per carry.
- Neal's 32 carries against Oklahoma State established a new career high.
- Neal posted six games last year where he received 15 or more carries. He posted three 100-yard games and scored the first touchdown of his career in the team's first road test of the season at Coastal Carolina.
- Neal finished his freshman season with eight rushing touchdowns, marking the most by a Kansas freshman since James Sims in 2010. His career total is up to 10 after the two touchdowns Friday.
- The running back also became the first Kansas player since at least 2000 to have three rushing touchdowns and a receiving touchdown in a game when he did that at Texas in a November win.
- Perhaps the most impressive and encouraging sign for Neal last year was his success against big-time opponents. The freshman rushed for 143 yards and three touchdowns on 24 carries against Texas. Against No. 3 Oklahoma, he went for 100 yards and two touchdowns on 23 carries. He also rushed for 83 yards on 15 carries at Iowa State.

DEVIN NEAL'S TOP RUSHING PERFORMANCES

OPPONENT	DATE	ATT.	YARDS/TDS
Oklahoma State	11/5/22	32	224/1
at Texas Tech	11/12/22	24	190/0
at Texas	11/13/21	24	143/3
Tennessee Tech	9/2/22	4	108/2
at Duke	9/25/21	17	107/1
No. 3 Oklahoma	10/23/21	23	100/2
No. 18 TCU	10/8/22	15	88/0

BIG 12 CONFERENCE

2022 STANDINGS

	BIG 12	PCT	STREAK	OVERALL	PCT	STREAK
Kansas State	7-2	77.8	W3	10-3	76.9	W3
TCU	9-0	100.0	W9	12-1	92.3	L1
Texas	6-3	66.7	W2	8-4	66.7	W2
Texas Tech	5-4	55.4	W3	7-5	58.3	W3
Oklahoma State	4-5	44.4	L2	7-5	58.3	L2
Baylor	4-5	40.0	L3	6-6	50.0	L3
Oklahoma	3-6	33.3	L1	6-6	50.0	L1
Kansas	3-6	33.3	L3	6-6	50.0	L3
West Virginia	3-6	33.3	W1	5-7	41.7	W1
Iowa State	1-8	11.1	L3	4-8	33.3	L3

THIS WEEK IN THE BIG 12

Thursday, Nov. 22		
Baylor vs. Air Force	ESPN	6:30 p.m.
	Lockheed Martin Armed Forces Bowl	

Tuesday, Dec. 27

Oklahoma State vs. Wisconsin	ESPN	9:15 p.m.
	Guaranteed Rate Bowl	

Wednesday Dec. 28

Kansas vs. Arkansas	ESPN	4:30 p.m.
	AutoZone Liberty Bowl	
Texas Tech vs. Ole Miss	ESPN	8 p.m.
	TaxAct Texas Bowl	

Thursday, Dec. 29

Oklahoma vs. Florida State	ESPN	4:30 p.m.
	Cheez-It Bowl	
Texas vs. Washington	ESPN	8 p.m.
	Valero Alamo Bowl	

Saturday, Dec. 31

Kansas State vs. Alabama	ESPN	11 a.m.
	AllState Sugar Bowl	
TCU vs. Michigan	ESPN	
	VRBO Fiesta Bowl (CFP Semifinal)	

2022 BIG 12 POSTSEASON AWARDS

Award	School
Offensive Player of the Year	Max Duggan, TCU
Defensive Player of the Year	Felix Anudike-Uzomah, Kansas State
Offensive Newcomer of the Year	Dillon Gabriel, Oklahoma
Defensive Newcomer of the Year	Johnny Hodges, TCU
Offensive Freshman of the Year	Richard Reese, Baylor
Defensive Freshman of the Year	Kendal Daniels, Oklahoma State
Special Teams Player of the Year	Derius Davis, TCU
Offensive Lineman of the Year	Cooper Beebe, Kansas State
Defensive Lineman of the Year	Felix Anudike-Uzomah, Kansas State
Chuck Neinas Coach of the Year	Sonny Dukes, TCU

BIG 12 2022 SEASON NOTABLES

- The Big 12 is sending a nation-high 80 percent of its teams to bowl games, including No. 3 TCU making the Conference's fifth appearance in the CFP Semifinals. Kansas State, Baylor, Kansas, Oklahoma, Oklahoma State, Texas and Texas Tech also advanced to the postseason.
- The Big 12 has eight bowl teams for the first time since 2017 and the 12th season in Conference history. It is the fourth time since the Big 12 has competed as a 10-team league.
- The Big 12 has made 184 previous bowl appearances with a 51.1 (94-90) win percentage.
- The Big 12 has the best bowl win percentage of any conference over the last two seasons (.833).
- The Big 12 is one of just two leagues (SEC) in which every team had at least four wins in 2022.
- The Big 12's average home attendance this season was 59,134, up over 4,100 from the final 2021 season average of 55,017.
- The Big 12 concluded regular season non-conference games with a .833 (25-5) win percentage, which is second in the FBS. Every Big 12 team finished with a winning record and the win percentage is the highest since going .900 (27-3) in 2011.

BIG BOYS UP FRONT

- The offensive production this season for Kansas has been fueled by its excellent play on the offensive line, under coach Scott Fuchs.
- The Jayhawk started the same five up front in all 12 games, going with left tackle Earl Bostick Jr., left guard Dominick Puni, center Mike Novitsky, right guard Michael Ford Jr., and right tackle Bryce Cabeldue.
- The group has surrendered nine sacks on the season. Kansas didn't allow a sack over its first three games of the season and then held Oklahoma State without a sack and then again against Texas. The Jayhawks are seventh in the country in fewest sacks allowed, just two years removed from giving up 47 sacks in nine games during the 2020 season.
- Not only has the pass blocking been stellar, the offensive line has also paved the way for 194.7 rushing yards per game through 12 contests this season.
- Puni is a transfer from Central Missouri, who has proven to be a strong addition for the Jayhawks. He has teamed up with Bostick on the left side of the line to protect quarterbacks Jalon Daniels and Jason Bean and pave holes for the running backs.
- Bostick has started 28 straight games and 31 overall for his career. Cabeldue has started 26 straight, while Novitsky is at 24 and Ford is at 23. Puni has started all 12 games of his Jayhawk career. Bostick's 31 career starts are the most by any Kansas offensive player.

HE'S BAAAAAAAACK

- Safety Kenny Logan Jr., has settled in for his fourth season with the Jayhawks and brings as accomplished of a resume as any safety in the Big 12 Conference.
- An All-Big 12 Second-Team pick last season, Logan led the conference with 113 tackles, which also led all safeties nationally. The St. Augustine, Florida native had 79 solo stops, which also led the Big 12 and ranked third nationally among all players.
- This season, Logan earned honorable mention honors and ranked sixth in total tackles with 96. He averaged 8.00 tackles per game and his 65 solo tackles were tied for second most in the conference.
- Against Texas in the team's final home game, Logan had 10 tackles, including nine solo stops. Against Texas Tech, Logan collected 11 tackles. He now has 11 games with 10+ tackles in his career, including five times this year.
- Against Oklahoma State, he led the team with eight tackles. Against Baylor, Logan also had eight tackles and a pass breakup. Logan was one tackle off his career-high at Oklahoma, finishing with 14 stops, seven each of the solo and assist variety.
- Logan recorded his second interception of the season at Oklahoma, returning it 17 yards. He got first interception of the 2022 season at Houston, picking off Cougar QB Clayton Tune and returning it 26 yards to set up the game-tying score late in the first quarter. Against TCU, Logan forced and recovered a fumble early in the second half, his first recording of either stat this season. He is one of four Jayhawks to record an interception this season and his two pass breakups ranks second on the team.
- With his 14-tackle, 1-tackle-for-loss, 1-interception performance, Logan Jr., became the first player nationally this year to register those totals in one game.
- Logan totaled a team-high 12 tackles (8 solo, 4 assist) against TCU for his eighth career game with 10+ tackles. He also reached double figures against West Virginia, finishing with 10 tackles (3 solo, 7 assist) for his fourth 10+ tackle game in five outings, dating back to last season. Against Iowa State, Logan had four solo tackles and one pass breakup against Iowa State, with the PBU coming in the end zone as he erased a potential score for the Cyclones.
- For the year, Logan leads the team with his 96 tackles. Linebacker Rich Miller is second at 83 stops.
- Last year, Logan proved how valuable and diverse he can be. He was the only player in the country to have at least 113 tackles, six pass breakups and multiple forced fumbles on the season.

Q, THAT'S WHO

- A former walk-on, who earned a scholarship in the offseason, wide receiver Quentin Skinner has been one of the biggest factors in the passing game for the Jayhawks this season.
- Skinner caught a 20-yard touchdown pass from Jason Bean against Texas Tech. The touchdown was his fifth of the season, which ties him with tight end Mason Fairchild for most on the team.
- Against Texas, Skinner tied his career high with four receptions and 98 yards, including a 55-yard catch from Jalon Daniels.
- The game prior, Skinner finished with three catches for 29 yards against the Red Raiders.
- Skinner had one reception at Oklahoma after establishing new career-highs with four catches for 98 yards and a pair of touchdowns the week prior against TCU. Against Baylor, Skinner had four catches for 66 yards and a touchdown.
- For the season, Skinner has 25 catches for 436 yards and five touchdowns. His 25 catches rank fourth and his 436 yards rank third on the team behind Lawrence Arnold and Luke Grimm.
- Skinner is averaging 17.4 yards per reception, which is the most by anyone who has five or more catches on the season
- Skinner, a nominee for the Burlsworth Trophy, given to the best player who began his career as a walk-on, has played in all 11 games for the Jayhawks this season.

CALL HIM DIRK

- Center Mike Novitsky is in his second season with the Kansas, but good luck getting him to respond, if you call him "Mike." Nicknamed "Dirk" after the former Dallas Mavericks star, Novitsky, who transferred to Kansas from Buffalo following the 2020 season, was named to the Rimington Trophy Watch List for the third straight season this year.
- Novitsky was consistently stellar for Kansas last season. According to PFF, Novitsky played 799 total snaps last year and did not commit a penalty or allow a sack.
- Novitsky earned second-team All-Big 12 honors for his efforts this season.
- Novitsky helped transform the Kansas offensive line into one that drastically improved its pass protection. Kansas allowed 47 sacks in just nine games in 2020, while surrendering just 16 last year in 12 games. Novitsky started all 12 games for the Jayhawks at the center spot.
- Novitsky and Kansas did not allow a sack through the first three games of 2022, making KU one of just four programs in NCAA Division I FBS who made that claim. The Jayhawks still rank seventh nationally in sacks allowed with nine in 12 games. Meanwhile, the Jayhawks are averaging 194.7 rushing yards per game, and KU has scored 27 rushing touchdowns through 12 games.
- A native of Victor, N.Y., Novitsky was a standout lacrosse player at Victor High School and had a scholarship offer from Maryland. He opted instead to commit to Coach Lance Leipold at Buffalo, where he redshirted in 2018 and played for current Kansas Offensive Line Coach Scott Fuchs in 2019 and 2020.

A RICH SITUATION

- One year after ranking second on the team in tackles, senior linebacker Rich Miller has returned to the lineup in 2022 and picked up where he left off. Through 12 games of the 2022 season, Miller is second on the Jayhawks and ranks 10th in the Big 12 with 83 tackles, an average of 6.92 per game. Miller has totaled 53 solo tackles and 30 assists through 12 games this season.
- Against Oklahoma State, Miller had six tackles, one sack and an interception he returned 37 yards. He became the first KU player since 2015 to have a sack and a pick in the same game.
- He followed that up with six tackles out against Texas Tech and four tackles against Texas.
- In the overtime win at West Virginia in September, Miller had 12 tackles (7 solo, 5 assist) to finish two shy of his career-high of 14, set at Duke in 2021. The WVU game was also the second 10+

Name	Honor
Mike Novitsky	Rimington Trophy Preseason Watch List Athlon Sports Third Team Preseason All-Big 12 Phil Steele Preseason All-Big 12 Fourth Team All-Big 12 Second Team (Coaches) All-Big 12 Second Team (Phil Steele)
Earl Bostick Jr.	Phil Steele Preseason All-Big 12 Second Team Athlon Sports Fourth Team Preseason All-Big 12 Senior Bowl Preseason Watch List All-Big 12 Second Team (Phil Steele) All-Big 12 Honorable Mention (Coaches)
Devin Neal	Doak Walker Award Preseason Candidate List Phil Steele Preseason All-Big 12 Third Team Athlon Sports Second Team Preseason All-Big 12 Big 12 Offensive Player of the Week (11/5) Doak Walker National Running Back of the Week (11/5) All-Big 12 Honorable Mention (Coaches) All-Big 12 Third Team (Phil Steele)
Kenny Logan Jr.	All-Big 12 First Team (Coaches) Phil Steele Preseason All-Big 12 First Team (Safety) Phil Steele Preseason All-Big 12 Fourth Team (Kick Return) Athlon Sports Fourth Team Preseason All-Big 12 Athlon Sports First Team Preseason All-Big 12 Senior Bowl Preseason Watch List All-Big 12 Honorable Mention (Coaches) All-Big 12 Third Team (Phil Steele)
Rich Miller	Athlon Sports Third Team Preseason All-Big 12 Phil Steele Preseason All-Big 12 Third Team
Sam Burt	AFC Allstate Good Works Team Nominee Wuerffel Trophy Nominee William V. Campbell Trophy Nominee
Lonnie Phelps	Big 12 Defensive Player of the Week (9/5) All-Big 12 Second Team (Coaches, AP, Phil Steele)
Jalon Daniels	Manning Award Star of the Week (9/12) Davey O'Brien Great 8 List (9/12) Davey O'Brien Midseason Watch List Walter Camp National FBS Offensive Player of the Week (9/18) Davey O'Brien Great 8 List (9/19) Manning Award Star of the Week (9/19) Big 12 Offensive Player of the Week (9/19) Manning Award Quarterback of the Week (9/22) Davey O'Brien Great 8 List (9/26) Manning Award Star of the Week (9/26) All-Big 12 Second Team (Coaches) All-Big 12 Third Team (Phil Steele)
Cobee Bryant	Big 12 Defensive Player of the Week (9/12) All-Big 12 First Team (Coaches) All-Big 12 Second Team (AP, Phil Steele)
Quentin Skinner	Burlsworth Award Nominee
Dominick Puni	All-Big 12 Third Team (Phil Steele) All-Big 12 Honorable Mention (Coaches)
Mason Fairchild	All-Big 12 Third Team (Phil Steele) All-Big 12 Honorable Mention (Coaches)

GAME NOTES

tackle game for Miller as a Jayhawk.

- Following that game, Miller added a team-high nine stops in the Jayhawks win at Houston and, most recently, finished with seven tackles against Iowa State. He has had at least four stops in each game this season and he's also totaled 3.0 tackles for loss.
- In his first season as a Jayhawk, Miller was second on the team with 79 tackles and five tackles-for-loss, while adding two sacks and two pass breakups.
- A newcomer to the linebacker position, redshirt-junior Craig Young, is third on the team in tackles with 58 stops (42 solo, 16 assists) this season. Young transferred to Kansas from Ohio State and he's one of several newcomers producing for the Jayhawks at linebacker. Young recorded his third sack as a Jayhawk at Oklahoma and he also has 5.5 tackles for loss, an interception two pass breakups and three quarterback hurries to his credit in his first season in Lawrence. He had ½ a sack against Oklahoma State.
- Other newcomers contributing at linebacker include Louisiana transfer Lorenzo McCaskill. McCaskill set a new career-high with 11 tackles at Oklahoma, which matched his output from the first six games of the season. He has made 29 solo tackles and 17 assists along with a 0.5 tackle for loss this season. He added a pass breakup, a fumble recovery and a quarterback hurry against Oklahoma State, in addition to five tackles

LOVIN' LONNIE

- Defensive end Lonnie Phelps transferred to Kansas from Miami (OH) in December and the redshirt-junior from Cincinnati, Ohio has quickly made an impact for the Jayhawks. Following his first game in a KU uniform, Phelps was named the Big 12 Defensive Player of the Week, becoming the first Jayhawk to earn the award since Joe Dineen (Nov. 12, 2018). He was also the first Kansas defensive end to win the award since Dorance Armstrong, Jr. (Nov. 19, 2016).
- Phelps had three sacks, four tackles-for-loss and a team-leading seven tackles in the Jayhawks' season opener against Tennessee Tech. He has since followed that performance with two tackles at West Virginia and five (one solo, four assist) at Houston while also recording 1.0 tackle for loss.
- Phelps picked a sack in three-straight games, against Duke, Iowa State and TCU. For the year, Phelps has seven sacks on the season.
- The defensive end picked up another tackle-for-loss against Texas Tech and now leads all Jayhawks with 10.5 tackles-for-loss on the season. The next closest is Jerome Robinson at 6.5.
- Phelps came to Kansas after totaling 13.5 tackles for loss and 9.5 sacks for Miami (OH) in 2021. Those numbers netted him a Second Team All-MAC selection.

BETTER THAN FAIR

- Tight end Mason Fairchild has emerged as a serious threat for the Kansas offense this season, especially near the goal line.
- Fairchild has 29 catches for 363 yards and five touchdowns, which is tied for the team lead this season with Lawrence Arnold and Quentin Skinner.
- He had the best game of his college career against Oklahoma in October with six catches for 106 yards and two touchdowns.
- He became the first Kansas tight end since Jimmay Mundine in 2014 to record a 100-yard game.
- Against Texas, Fairchild had five catches for 48 yards. The five catches led the team. He then had four catches for 41 yards against Kansas State.

TIGHT ENDS WITH 100+ YARDS, 2+ TDS IN SAME GAME THIS SEASON	
1. Mason Fairchild, Kansas	6 receptions, 106 yards, 2 TDs at Oklahoma
2. Brock Bowers, Georgia	5 catches, 121 yards, 2 TDs at South Carolina
3. Corey Dyches, Maryland	4 catches, 106 yards, 2 TDs vs. Purdue
4. Dalton Kincaid, Utah	7 catches, 107 yards, 2 TDs vs. Southern Utah
5. Michael Mayer, Notre Dame	11 catches, 118 yards, 2 TDs vs. BYU

LAWRENCE THRIVING IN LAWRENCE

- Wide receiver Lawrence Arnold continues to improve as his career at Kansas continues with a pair of 100-yard efforts this season.
- Arnold hauled in five receptions for a career-high 113 yards and two touchdowns against Oklahoma in Norman in October. He averaged 20.6 yards per reception, including a career-long 39 yard catch. Arnold then had three catches for 53 yards against Baylor.
- Against Oklahoma State, Arnold had a pair of highlight reel catches, including an 8-yard touchdown catch from Jason Bean.
- Against Texas Tech, Arnold again topped the 100-yard mark, catching four passes for 110 yards. Against Texas, Arnold had one catch for 42 yards, before posting four catches for 26 yards against K-State.
- Arnold now leads the team with 597 receiving yards on 36 receptions, which is the second-most on the team. He caught his first touchdown of the season against Duke when Jalon Daniels found him for a 36-yard score in the third quarter to make it 28-13 before adding scoring receptions of 39 and 28 yards at Oklahoma.
- Arnold is averaging 16.6 yards per catch.
- Arnold has had at least three receptions in 9-of-12 games this season and his 84 yards on four catches against Duke marked a career-high until the Oklahoma game.
- Last year, as a redshirt freshman, Arnold had 27 catches for 316 yards and three touchdowns.
- For his career, Arnold has 69 catches for 956 yards and seven scores.

A FIRST FOR SAM

- There were very few 'firsts' left for super-senior defensive lineman Sam Burt to accomplish with the Abilene, Kansas, native now in his sixth season as a Jayhawk. Burt did just that against Iowa State, however, as he recorded his first career sack. Against ISU, Burt totaled two tackles, one solo and one assist, while finishing with 1.5 sacks that led to 12 yards of lost ground. He also added one quarterback hurry in the win.
- Burt now has 18 tackles on the year and 1.5 tackles for loss, giving him 47 tackles, 3.0 tackles for loss and 1.5 sacks in his 57-game Kansas career.
- On September 28, Burt was named a semifinalist for the 2022 William V. Campbell Trophy, college football's premiere scholar-athlete award. Burt is one of 156 semifinalists for the award, which recognizes an individual as the absolute best in the country for his combined academic success, football performance and exemplary leadership.
- Burt is a three-time Academic All-Big 12 First Team member, Big 12 Commissioner's Honor Roll and Athletic Director's Honor Roll. He has also received recognition as a nominee on the AFCA Allstate Good Works Team and for the Wuerffel Trophy.
- He had three tackles against Texas Tech and two against K-State
- The 57 games Burt has played in are the most by any current Kansas player.

LIBERTY BOWL HISTORY

Date	Result
AutoZone Liberty Bowl	
12/28/21	Texas Tech 34, Mississippi St. 7
12/31/20	West Virginia 24, Army 21
12/31/19	Navy 20, Kansas State 17
12/31/18	Oklahoma St. 38, Missouri 33
12/30/17	Iowa State 21, Memphis 20
1/2/16	Arkansas 45, Kansas State 23
12/29/14	Texas A&M 45, West Virginia 37
12/31/13	Mississippi St 44, Rice 7
12/31/12	Tulsa 31, Iowa State 17
12/31/11	Cincinnati 31, Vanderbilt 24
12/31/10	UCF 10, Georgia 6
1/2/10	Arkansas 20, East Carolina 17 (OT)
1/2/09	Kentucky 25, East Carolina 19
12/29/07	Mississippi St. 10, UCF 3
12/29/06	South Carolina 44, Houston 36
12/31/05	Tulsa 31, Fresno State 24
12/31/04	Louisville 44, Boise State 20
AXA Liberty Bowl	
12/31/03	Utah 17, Southern Miss 0
12/31/02	TCU 17, Colorado State 3
12/31/01	Louisville 28, BYU 10
12/29/00	Colorado State 22, Louisville 17
12/31/99	Southern Miss 23, Colorado St. 17
AXA Equitable Liberty Bowl	
12/31/98	Tulane 41, BYU 27
12/31/97	Southern Miss 41, Pittsburgh 7
St. Jude Liberty Bowl	
12/31/97	Southern Miss 41, Pittsburgh 7
12/27/96	Syracuse 30, Houston 17
12/30/95	East Carolina 19, Stanford 13
12/31/94	Illinois 30, East Carolina 0
12/28/93	Louisville 18, Michigan State 7
Liberty Bowl	
12/31/92	Ole Miss 13, Air Force 0
12/29/91	Air Force 38, Mississippi St. 15
12/27/90	Air Force 23, Ohio State 11
12/28/89	Ole Miss 42, Air Force 29
12/28/88	Indiana 34, South Carolina 10
12/29/87	Georgia 20, Arkansas 17
12/29/86	Tennessee 21, Minnesota 14
12/27/85	Baylor 21, LSU 7
12/27/84	Auburn 21, Arkansas 15
12/29/83	Notre Dame 19, Boston College 18
12/29/82	Alabama 21, Illinois 15
12/30/81	Ohio State 31, Navy 28
12/27/80	Purdue 28, Missouri 25
12/22/79	Penn State 9, Tulane 6
12/23/78	Missouri 20, LSU 15
12/19/77	Nebraska 21, North Carolina 17
12/20/76	Alabama 36, UCLA 6
12/22/75	USC 20, Texas A&M 0
12/16/74	Tennessee 7, Maryland 3
NC State 31, Kansas 18	
12/18/72	Georgia Tech 31, Iowa State 30
12/20/71	Tennessee 14, Arkansas 13
12/12/70	Tulane 17, Colorado 3
12/13/69	Colorado 47, Alabama 33
12/14/68	Ole Miss 34, Virginia Tech 17
12/16/67	NC State 14, Georgia 7
12/10/66	Miami 14, Virginia Tech 7
12/18/65	Ole Miss 13, Auburn 7
12/19/64	Utah 32, West Virginia 6
12/21/63	Mississippi St. 16, NC State 12
12/15/62	Oregon State 6, Villanova 0
12/16/61	Syracuse 15, Miami 14
12/17/60	Penn Srtate 41, Oregon 12
12/19/59	Penn State 7, Alabama 0

OPPONENT BREAKDOWN



**ARKANSAS
RAZORBACKS**

6-6, 3-5 SEC



**HEAD COACH
SAM PITTMAN**

Career Record: 18-17 (3rd season)
Record at Arkansas: 18-17 (3rd season)

2022 ARKANSAS STATISTICAL LEADERS

PASSING	Comp	Att	Yds	Int	Pct	TD	YPG
KJ Jefferson	185	271	2,361	4	68.3	22	236.1
Cade Fortin	14	29	135	0	48.3	1	45.0

RUSHING	Att	Yds	Avg	TD	Lg	Avg/G
Raheim Sanders	219	1,426	6.5	10	76	118.8
KJ Jefferson	144	510	3.5	7	26	51.0
AJ Green	74	313	4.2	2	19	26.1

RECEIVING	Rec	Yds	Avg	TD	Lg	Avg/G
Jadon Haselwood	59	702	11.9	3	68	58.5
Matt Landers	44	780	17.7	7	56	65.0
Raheim Sanders	28	271	9.7	2	73	22.6
Trey Knox	26	296	11.4	5	36	24.7

DEFENSE	Solo	Ast	Total	TFL-Yds	Sacks-Yds	INT-Yds
Drew Sanders	40	63	103	13.5-51	9.5-45	1-12
Bumper Pool	37	55	92	4.5-20	2-16	--
Simeon Blair	36	30	66	1-1	--	--
Hudson Clark	30	33	63	4-9	--	1-0
Latavious Brini	31	21	52	4-8	--	1-5

2022 SCHEDULE

DATE	OPPONENT	RESULT	ATTENDANCE
Sept. 3	#23 CINCINNATI	W, 31-24	74,751
Sept. 10	SOUTH CAROLINA	W, 44-30	72,437
Sept. 17	MISSOURI STATE	W, 38-27	74,133
Sept. 24	#23 Texas A&M (Arlington)	L, 21-23	63,580
Oct. 1	#2 ALABAMA	L, 26-49	75,579
Oct. 8	at #23 Mississippi State	L, 17-40	57,849
Oct. 15	at BYU	W, 52-35	63,470
Oct. 29	at Auburn	W, 41-27	83,792
Nov. 5	#23 LIBERTY	L, 19-21	70,072
Nov. 12	#7 LSU	L, 10-13	73,750
Nov. 19	#14 Ole Miss	W, 42-27	71,365
Nov. 25	at Missouri	L, 27-29	55,710
Dec. 28	Kansas - AutoZone Liberty Bowl (Memphis, Tenn.)	ESPN	4:30 p.m. CT

BOWL GAME HISTORY (16-24-3)

BOWL	DATE	OPPONENT	SITE	RESULT
1934 Dixie Classic	Jan. 1, 1934	Centenary	Dallas, Texas	T, 7-7
1947 Cotton Bowl	Jan. 1, 1947	LSU	Dallas, Texas	T, 0-0
1948 Dixie Bowl	Jan. 1, 1948	William & Mary	Birmingham, Alabama	W, 21-19
1955 Cotton Bowl	Jan. 1, 1955	Georgia Tech	Dallas, Texas	L, 6-14
1960 Gator Bowl	Jan. 2, 1960	Georgia Tech	Jacksonville, Florida	W, 14-7
1961 Cotton Bowl	Jan. 1, 1961	Duke	Dallas, Texas	L, 6-7
1962 Sugar Bowl	Jan. 1, 1962	Alabama	New Orleans, Louisiana	L, 3-10
1963 Sugar Bowl	Jan. 1, 1963	Ole Miss	New Orleans, Louisiana	L, 13-17
1965 Cotton Bowl	Jan. 1, 1965	Nebraska	Dallas, Texas	W, 10-7
1966 Cotton Bowl	Jan. 1, 1966	LSU	Dallas, Texas	L, 7-14
1969 Sugar Bowl	Jan. 1, 1969	Georgia	New Orleans, Louisiana	W, 16-2
1970 Sugar Bowl	Jan. 1, 1970	Ole Miss	New Orleans, Louisiana	L, 22-27
1971 Liberty Bowl	Dec. 20, 1971	Tennessee	Memphis, Tennessee	L, 13-14
1976 Cotton Bowl	Jan. 1, 1976	Georgia	Dallas, Texas	W, 31-14
1978 Orange Bowl	Jan. 2, 1978	Oklahoma	Miami, Florida	W, 31-6
1978 Fiesta Bowl	Dec. 25, 1978	UCLA	Tempe, Arizona	T, 10-10
1980 Sugar Bowl	Jan. 1, 1980	Alabama	New Orleans, Louisiana	L, 9-24
1980 Hall of Fame Bowl	Dec. 27, 1980	Tulane	Birmingham, Alabama	W, 34-15
1981 Gator Bowl	Dec. 28, 1981	North Carolina	Jacksonville, Florida	L, 27-31
1982 Bluebonnet Bowl	Dec. 31, 1982	Florida	Houston, Texas	W, 28-24
1984 Liberty Bowl	Dec. 27, 1984	Auburn	Memphis, Tennessee	L, 15-21
1985 Holiday Bowl	Dec. 22, 1985	Arizona State	San Diego, California	W, 18-17
1987 Orange Bowl	Jan. 1, 1987	Oklahoma	Miami, Florida	L, 8-42
1987 Liberty Bowl	Dec. 29, 1987	Georgia	Memphis, Tennessee	L, 17-20
1989 Cotton Bowl	Jan. 2, 1990	UCLA	Dallas, Texas	L, 3-17
1990 Cotton Bowl	Jan. 1, 1990	Tennessee	Dallas, Texas	L, 27-31
1991 Independence Bowl	Dec. 29, 1991	Georgia	Shreveport, Louisiana	L, 15-24
1995 Carquest Bowl	Dec. 30, 1995	North Carolina	Miami, Florida	L, 10-20
1999 Florida Citrus Bowl	Jan. 1, 1999	Michigan	Orlando, Florida	L, 31-45
2000 Cotton Bowl	Jan. 1, 2000	Texas	Dallas, Texas	W, 27-6
2000 Las Vegas Bowl	Dec. 21, 2000	UNLV	Las Vegas, Nevada	L, 14-21
2002 Cotton Bowl	Jan. 1, 2002	Oklahoma	Dallas, Texas	L, 3-10
2002 Music City Bowl	Dec. 30, 2002	Minnesota	Nashville, Tennessee	L, 14-29
2003 Independence Bowl	Dec. 31, 2003	Missouri	Shreveport, Louisiana	W, 27-14
2007 Capital One Bowl	Jan. 1, 2007	Wisconsin	Orlando, Florida	L, 14-17
2008 Cotton Bowl	Jan. 1, 2008	Missouri	Dallas, Texas	L, 7-38
2010 Liberty Bowl	Jan. 2, 2010	East Carolina	Memphis, Tennessee	W, 20-17 (OT)
2011 Sugar Bowl	Jan. 4, 2011	Ohio State	New Orleans, Louisiana	L, 26-31
2012 Cotton Bowl	Jan. 6, 2012	Kansas State	Arlington, Texas	W, 29-16
2014 Texas Bowl	Dec. 29, 2014	Texas	Houston, Texas	W, 31-7
2016 Liberty Bowl	Jan. 2, 2016	Kansas State	Memphis, Tenn.	W, 45-23
2016 Belk Bowl	Dec. 29, 2016	Virginia Tech	Charlotte, N.C.	L, 35-24
2022 Outback Bowl	Jan. 1, 2022	Penn State	Tampa, Fla.	W, 24-10

TEAM COMPARISON



NCAA TEAM RANKINGS

Category	KU	ARK
Rushing Offense	35th	9th
Passing Offense	66th	65th
Total Offense	37th	26th
Scoring Offense	27th	48th
Rushing Defense	114th	103rd
Passing Defense	104th	118th
Total Defense	121st	123rd
Scoring Defense	119th	90th
Net Punting	116th	11th
Punt Returns	122nd	29th
Kickoff Returns	98th	106th
Turnover Margin	38th	78th
Time of Possession	98th	75th

KANSAS 2022 RANKINGS

Category	Avg./Game	Big 12	NCAA
Rushing Offense	193.7	5th	35th
Passing Offense	230.2	8th	66th
Total Offense	424.9	6th	37th
Scoring Offense	34.2	3rd	27th
Rushing Defense	193.7	10th	114th
Passing Defense	257.9	7th	104th
Total Defense	451.6	10th	121st
Scoring Defense	33.8	10th	119th
Net Punting	35.8	10th	116th
Punt Returns	3.8	10th	122nd
Kickoff Returns	18.3	7th	98th
Turnover Margin	0.33	4th	38th
Time of Possession	28:41	7th	98th


ARKANSAS 2022 RANKINGS

Category	Avg./Game	SEC	NCAA
Rushing Offense	223.4	2nd	9th
Passing Offense	230.3	7th	65th
Total Offense	453.8	5th	26th
Scoring Offense	30.7	8th	48th
Rushing Defense	179.8	12th	103rd
Passing Defense	273.9	12th	118th
Total Defense	453.7	13th	123rd
Scoring Defense	28.8	11th	90th
Net Punting	36.3	14th	11th
Punt Returns	9.9	7th	29th
Kickoff Returns	17.5	12th	106th
Turnover Margin	-.08	8th	78th
Time of Possession	29:22	8th	75th

SERIES HISTORY

Series:	Kansas leads 2-0		
In Lawrence:	Kansas leads 1-0		
In Little Rock:	Kansas leads 1-0		

1905	Little Rock	W	6-0
1906	Lawrence	w	37-5



64TH AUTOZONE LIBERTY BOWL

WEDNESDAY, DEC. 28, 2022 | MEMPHIS, TENN. | SIMMONS BANK LIBERTY STADIUM

The AutoZone Liberty Bowl Classic was inaugurated on December 19, 1959 with a spectacular game between Penn State and Alabama. That game began a tradition of great stars, exciting football and was the first of 60 thrilling chapters in the history of the AutoZone Liberty Bowl Football Classic.

However, there is much more to the story. The AutoZone Liberty Bowl Classic was founded in 1959 by Ambrose F. "Bud" Dudley, a Philadelphia sports and business executive. Dudley slowly enlisted support for his plan to stage America's first and only major bowl north of the Mason-Dixon Line.

After five years in Philadelphia, Dudley moved the game indoors to the Atlantic City Convention Center and in the process made history. The 1964 AutoZone Liberty Bowl was the first indoor college bowl game. Though the game drew interest from media outlets around the country, Dudley realized that a much larger, permanent home was vital to the Bowl's long term sustainability. The following year he went looking for a new place to hold the event. His first and only stop was in Memphis.

The AutoZone Liberty Bowl has enjoyed many highlights throughout the years. But there were none more memorable than in 1982 when Alabama coaching legend Paul "Bear" Bryant ended his illustrious career

in the 24th Annual AutoZone Liberty Bowl. Thousands of fans from across the country came to see the "Bear" coach his final game. More than 1,000 media members covered the historic event.

Another proud tradition that continues to this day is the partnership between St. Jude Children's Research Hospital and the AutoZone Liberty Bowl. For years, this combination has brought together an internationally recognized research facility and a winning college football tradition. St. Jude is dedicated to helping the children throughout the world in their fight against catastrophic diseases.

Beginning in 2004, Memphis-based AutoZone Inc., became the Bowl's title sponsor. In 2013, the AutoZone Liberty Bowl announced new six-year partnerships with the SEC and Big 12 Conference. Those conference partnerships have been extended through 2025.

**BELL
TROPHY**



YEAR-BY-YEAR RESULTS

Date	Result
AutoZone Liberty Bowl	
12/28/21	Texas Tech 34, Mississippi St. 7
12/31/20	West Virginia 24, Army 21
12/31/19	Navy 20, Kansas State 17
12/31/18	Oklahoma St. 38, Missouri 33
12/30/17	Iowa State 21, Memphis 20
1/2/16	Arkansas 45, Kansas State 23
12/29/14	Texas A&M 45, West Virginia 37
12/31/13	Mississippi St 44, Rice 7
12/31/12	Tulsa 31, Iowa State 17
12/31/11	Cincinnati 31, Vanderbilt 24
12/31/10	UCF 10, Georgia 6
1/2/10	Arkansas 20, East Carolina 17 (OT)
1/2/09	Kentucky 25, East Carolina 19
12/29/07	Mississippi St. 10, UCF 3
12/29/06	South Carolina 44, Houston 36
12/31/05	Tulsa 31, Fresno State 24
12/31/04	Louisville 44, Boise State 20
AXA Liberty Bowl	
12/31/03	Utah 17, Southern Miss 0
12/31/02	TCU 17, Colorado State 3
12/31/01	Louisville 28, BYU 10
12/29/00	Colorado State 22, Louisville 17
12/31/99	Southern Miss 23, Colorado St. 17
AXA Equitable Liberty Bowl	
12/31/98	Tulane 41, BYU 27
12/31/97	Southern Miss 41, Pittsburgh 7
St. Jude Liberty Bowl	
12/31/97	Southern Miss 41, Pittsburgh 7
12/27/96	Syracuse 30, Houston 17
12/30/95	East Carolina 19, Stanford 13
12/31/94	Illinois 30, East Carolina 0
12/28/93	Louisville 18, Michigan State 7

Date	Result
Liberty Bowl	
12/31/92	Ole Miss 13, Air Force 0
12/29/91	Air Force 38, Mississippi St. 15
12/27/90	Air Force 23, Ohio State 11
12/28/89	Ole Miss 42, Air Force 29
12/28/88	Indiana 34, South Carolina 10
12/29/87	Georgia 20, Arkansas 17
12/29/86	Tennessee 21, Minnesota 14
12/27/85	Baylor 21, LSU 7
12/27/84	Auburn 21, Arkansas 15
12/29/83	Notre Dame 19, Boston College 18
12/29/82	Alabama 21, Illinois 15
12/30/81	Ohio State 31, Navy 28
12/27/80	Purdue 28, Missouri 25
12/22/79	Penn State 9, Tulane 6
12/23/78	Missouri 20, LSU 15
12/19/77	Nebraska 21, North Carolina 17
12/20/76	Alabama 36, UCLA 6
12/22/75	USC 20, Texas A&M 0
12/16/74	Tennessee 7, Maryland 3
12/17/73	NC State 31, Kansas 18
12/18/72	Georgia Tech 31, Iowa State 30
12/20/71	Tennessee 14, Arkansas 13
12/12/70	Tulane 17, Colorado 3
12/13/69	Colorado 47, Alabama 33
12/14/68	Ole Miss 34, Virginia Tech 17
12/16/67	NC State 14, Georgia 7
12/10/66	Miami 14, Virginia Tech 7
12/18/65	Ole Miss 13, Auburn 7
12/19/64	Utah 32, West Virginia 6
12/21/63	Mississippi St. 16, NC State 12
12/15/62	Oregon State 6, Villanova 0
12/16/61	Syracuse 15, Miami 14
12/17/60	Penn State 41, Oregon 12
12/19/59	Penn State 7, Alabama 0

AUTOZONE LIBERTY BOWL MVP'S

Year	MVP (Team)
2021	Donovan Smith (Texas Tech)
2020	TJ Simmons (West Virginia)
2019	Malcolm Perry (Navy)
2018	Taylor Cornelius (Oklahoma St.)
2017	Allen Lazard (Iowa State)
2016	Trenton Thompson (Georgia)
2015	Alex Collins (Arkansas)
2014	Kyle Allen (Texas A&M)
2013	Dak Prescott (Mississippi State)
2012	Trey Watts (Tulsa)
2011	Isaiah Pead (Cincinnati)
2010	Latavius Murray (UCF)
2009	Ryan Mallett (Arkansas)
2008	Ventrell Jenkins (Kentucky)
2007	Derek Pegues (Mississippi St.)
2006	Blake Mitchell (South Carolina)
2005	Paul Smith (Tulsa)
2004	Stefan LeFors (Louisville)
2003	Morgan Scalley (Utah)
2002	LaTerance Dunbar (TCU)
2001	David Ragone (Louisville)
2000	Cecil Sapp (Colorado State)
1999	Adalious Thomas (Southern Miss)
1998	Shaun King (Tulane)
1997	Sherrod Gideon (Southern Miss)
1996	Malcolm Thomas (Syracuse)
1995	Kwame Ellis (Stanford)
1994	Johnny Johnson (Illinois)
1993	Jeff Brohm (Louisville)
1992	Cassius Ware (Ole Miss)
1991	Rob Perez (Air Force)

1990	Rob Perez (Air Force)
1989	Randy Baldwin (Ole Miss)
1988	Dave Schnell (Indiana)
1987	Greg Thomas (Arkansas)
1986	Jeff Francis (Tennessee)
1985	Cody Carlson (Baylor)
1984	Bo Jackson (Auburn)
1983	Doug Flute (Boston College)
1982	Jeremiah Castille (Alabama)
1981	Eddie Meyers (Navy)
1980	Mark Herrmann (Purdue)
1979	Roch Hontas (Tulane)
1978	James Wilder (Missouri)
1977	Matt Kupec (North Carolina)
1976	Berry Krauss (Alabama)
1975	Ricky Bell (USC)
1974	Randy White (Maryland)
1973	Stan Fritts (NC State)
1972	Jim Stevens (Georgia Tech)
1971	Joe Ferguson (Arkansas)
1970	David Abercrombie (Tulane)
1969	Bob Anderson (Colorado)
1968	Steve Hindman (Ole Miss)
1967	Jim Donnan (NC State)
1966	Jimmy Cox (Miami)
1965	Tom Bryan (Auburn)
1964	Ernest Allen (Utah)
1963	Ode Burrell (Mississippi St.)
1962	Terry Baker (Oregon State)
1960	Dick Hoak (Penn State)
1959	Jay Huffman (Penn State)

SIMMONS BANK LIBERTY STADIUM



Simmons Bank Liberty Stadium is a 136-acre multi-purpose sports and entertainment complex centered around the iconic Stadium. The Stadium was opened in 1965 as Memphis Memorial Stadium. Over the years the Stadium and Liberty Park have seen numerous renovations and expansions, and now has a capacity of 58,325. The complex has been managed by Spectra Venue Management since 2011. The Stadium is home to the University of Memphis Tigers, Southern Heritage Classic and AutoZone Liberty Bowl. In addition to football, the venue accommodates other events such as concerts, family shows, band competitions and corporate events.

Liberty Park includes the 15-acre Tiger Lane, 27,000 sq. ft. Pipkin Building, 20,000 sq. ft. Creative Arts Building and over 90 additional acres of green space and parking lots. These additional facilities and spaces are used to host festivals, run/walks, car and bike shows/races, Memphis Roller Derby, Memphis Flea Market, Bluff City Fair and a wide variety of community events. All Liberty Park facilities/spaces are available for rent.

For concerts and music festivals there are three possible locations: Stadium, Tiger Lane and Purple Lot (festival grounds).

The primary purpose of Simmons Bank Liberty Stadium in Liberty Park is to provide a first class gathering place for sports, entertainment and community events, and to transform the events hosted into amazing experiences for patrons and promoters.

SIMMONS BANK LIBERTY STADIUM FACTS

- **1965** - The date Simmons Bank Liberty Stadium opened.
- **Sept. 18, 1965** - First game played.
- **Field Surface** - Astroturf RootZone 3D3 Blend.
- **7** - Number of acres of ground covered by the facility
- **63,816** - Top Bowl Game crowd (Mississippi State vs. UCF, 2007)
- **\$4 Million** - What it cost to build

OPPONENT SCHEDULES



TENNESSEE TECH

Sept. 2, 2022 | 7 p.m. CT

David Booth Kansas Memorial Stadium | Lawrence, Kan.

2022 SCHEDULE

Sept. 2	L, 10-56 at Kansas
Sept. 10	W, 26-25 vs. TEXAS A&M-COMMERCE
Sept. 17	L, 28-33 vs. SAMFORD
Oct. 1	L, 28-45 at UT-Martin
Oct. 8	L, 20-34 at Southeast Missouri
Oct. 15	L, 14-30 vs. TENNESSEE STATE
Oct. 22	L, 30-33 (OT) at Kennesaw State
Oct. 29	W, 20-17 at Eastern Illinois
Nov. 5	W, 35-34 vs. LINDENWOOD
Nov. 12	W, 35-27 at North Alabama
Nov. 19	L, 20-22 vs. NC CENTRAL
2022 Record: 4-7 (3-5 Ohio Valley)	



DUKE

Sept. 24, 2022 | 11 a.m. CT

David Booth Kansas Memorial Stadium | Lawrence, Kan.

2022 SCHEDULE

Sept. 2	W, 30-0 vs. Temple
Sept. 10	W, 31-23 at Northwestern
Sept. 17	W, 49-20 vs. NORTH CAROLINA A&T
Sept. 24	L, 27-35 at Kansas
Oct. 1	W, 38-17 vs. VIRGINIA
Oct. 8	L, 20-23 at Georgia Tech
Oct. 15	L, 35-38 vs. NORTH CAROLINA
Oct. 22	W, 45-21 at Miami
Nov. 4	W, 38-31 at Boston College
Nov. 12	W, 24-7 vs. VIRGINIA TECH
Nov. 19	L, 26-28 at Pittsburgh
Nov. 26	W, 34-31 vs. WAKE FOREST
Dec. 29	vs. UCF (Military Bowl)
2022 Record: 8-4 (5-3 ACC)	



AT OKLAHOMA

Oct. 15, 2022 | 11 a.m. CT

Gaylord Family Memorial Stadium | Norman, Okla.

2022 SCHEDULE

Sept. 3	W, 45-13 vs. UTEP
Sept. 10	W, 33-3 vs. KENT STATE
Sept. 17	W, 49-14 at Nebraska
Sept. 24	L, 34-41 vs. KANSAS STATE
Oct. 1	L, 24-55 at TCU
Oct. 8	L, 0-49 vs. TEXAS
Oct. 15	W, 52-42 vs. KANSAS
Oct. 29	W, 27-13 at Iowa State
Nov. 5	L, 35-38 vs. BAYLOR
Nov. 12	L, 20-23 at West Virginia
Nov. 19	W, 28-13 vs. OKLAHOMA STATE
Nov. 26	L, 48-51 at Texas Tech
Dec. 29	vs. Florida State (Cheez-It Bowl)
2022 Record: 6-6 (3-6 Big 12)	



AT TEXAS TECH

Nov. 12, 2022 | 6:30 p.m.

Jones AT&T Stadium | Lubbock, Texas

2022 SCHEDULE

Sept. 3	W, 63-10 vs. Murray State
Sept. 10	W, 33-30 (2OT) vs. HOUSTON
Sept. 17	L, 14-27 at N.C. State
Sept. 24	W, 37-34 (OT) vs. Texas
Oct. 1	L, 27-38 at Kansas State
Oct. 8	L, 31-41 at Oklahoma State
Oct. 22	W, 48-10 vs. WEST VIRGINIA
Oct. 29	L, 17-45 vs. BAYLOR
Nov. 5	L, 24-34 at TCU
Nov. 12	W, 43-28 vs. KANSAS
Nov. 19	W, 14-10 at Iowa State
Nov. 26	L, 48-51 vs. OKLAHOMA
Dec. 28	vs. Ole Miss (TaxAct Texas Bowl)
2022 Record: 7-5 (5-4 Big 12)	



AT WEST VIRGINIA

Sept. 10, 2022 | 5 p.m. CT

Milan Puskar Stadium | Morgantown, W.Va.

2022 SCHEDULE

Sept. 1	L, 31-38 at Pitt
Sept. 10	L, 42-55 (OT) vs. KANSAS
Sept. 17	W, 65-7 vs. TOWSON
Sept. 22	W, 33-10 at Virginia Tech
Oct. 1	L, 20-38 at Texas
Oct. 13	W, 43-40 vs. BAYLOR
Oct. 22	L, 10-48 at Texas Tech
Oct. 29	L, 31-41 vs. TCU
Nov. 5	L, 14-31 at Iowa State
Nov. 12	W, 23-20 vs. OKLAHOMA
Nov. 19	L, 31-48 vs. KANSAS STATE
Nov. 26	W, 24-19 at Oklahoma State
2022 Record: 5-7 (3-6 Big 12)	



IOWA STATE

Oct. 1, 2022 | 2:30 p.m. CT

David Booth Kansas Memorial Stadium | Lawrence, Kan.

2022 SCHEDULE

Sept. 3	W, 42-10 vs. SE Missouri State
Sept. 10	W, 10-7 at Iowa
Sept. 17	W, 43-10 vs. OHIO
Sept. 24	L, 24-31 vs. BAYLOR
Oct. 1	L, 11-14 at Kansas
Oct. 8	L, 9-10 vs. KANSAS STATE
Oct. 15	L, 21-24 at Texas
Oct. 29	L, 13-27 at Oklahoma
Nov. 5	W, 31-14 vs. WEST VIRGINIA
Nov. 12	L, 14-20 at Oklahoma State
Nov. 19	L, 10-14 vs. TEXAS TECH
Nov. 26	L, 14-62 at TCU
2022 Record: 4-8 (1-8 Big 12)	



AT BAYLOR

Oct. 22, 2022 | 11 a.m. CT

McLane Stadium | Waco, Texas

2022 SCHEDULE

Sept. 3	W, 69-10 vs. Albany
Sept. 10	L, 20-26 (OT) at BYU
Sept. 17	W, 42-7 vs. TEXAS STATE
Sept. 24	W, 31-24 at Iowa State
Oct. 1	L, 25-36 vs. OKLAHOMA STATE
Oct. 13	L, 40-43 at West Virginia
Oct. 22	W, 35-23 vs. KANSAS
Oct. 29	W, 45-17 at Texas Tech
Nov. 5	W, 38-35 at Oklahoma
Nov. 12	L, 3-31 vs. KANSAS STATE
Nov. 19	L, 28-29 vs. TCU
Nov. 26	L, 27-38 at Texas
Dec. 22	vs. Air Force (Armed Forces Bowl)
2022 Record: 6-6 (4-5 Big 12)	



TEXAS

Nov. 19, 2022 | 2:30 p.m. CT

David Booth Kansas Memorial Stadium | Lawrence, Kan.

2022 SCHEDULE

Sept. 3	W, 52-10 vs. Louisiana Monroe
Sept. 10	L, 19-20 at ALABAMA
Sept. 17	W, 41-20 vs. UTSA
Sept. 24	L, 34-37 (OT) at Texas Tech
Oct. 1	W, 38-20 at West Virginia
Oct. 8	W, 49-0 vs. OKLAHOMA
Oct. 15	W, 24-21 vs. IOWA STATE
Oct. 22	L, 34-41 at Oklahoma State
Nov. 5	W, 34-27 at Kansas State
Nov. 12	L, 10-17 vs. TCU
Nov. 19	W, 55-14 at Kansas
Nov. 26	W, 38-27 vs. BAYLOR
Dec. 29	vs. Washington (Alamo Bowl)
2022 Record: 8-4 (5-4 Big 12)	



AT HOUSTON

Sept. 17, 2022 | 3 p.m. CT

TDECU Stadium | Houston, Texas

2022 SCHEDULE

Sept. 3	W, 37-35 (3OT) at UTSA
Sept. 10	L, 30-33 (2OT) at Texas Tech
Sept. 17	L, 30-48 vs. KANSAS
Sept. 24	W, 34-27 vs. RICE
Sept. 30	L, 24-27 vs. TULANE
Oct. 7	W, 33-32 at Memphis
Oct. 22	W, 38-20 at Navy
Oct. 29	W, 42-27 vs. USF
Nov. 5	L, 63-77 at SMU
Nov. 12	W, 43-36 vs. TEMPLE
Nov. 19	W, 42-3 at East Carolina
Nov. 26	L, 30-37 vs. TULSA
Dec. 23	vs. Louisiana (Independence Bowl)
2022 Record: 7-5 (5-3 American)	



TCU

Oct. 8, 2022 | 11 a.m. CT

David Booth Kansas Memorial Stadium | Lawrence, Kan.

2022 SCHEDULE

Sept. 2	W, 38-13 at Colorado
Sept. 10	W, 59-17 vs. TARLETON
Sept. 24	W, 42-34 at SMU
Oct. 1	W, 55-24 vs. OKLAHOMA
Oct. 8	W, 38-31 at Kansas
Oct. 15	W, 43-40 vs. OKLAHOMA STATE
Oct. 22	W, 38-28 vs. KANSAS STATE
Oct. 29	W, 41-31 at West Virginia
Nov. 5	W, 34-24 vs. TEXAS TECH
Nov. 12	W, 17-10 at Texas
Nov. 19	W, 29-28 at Baylor
Nov. 26	W, 62-14 vs. IOWA STATE
Dec. 3	L, 28-31 vs. Kansas State (Big 12 Championship)
Dec. 31	vs. Michigan (Fiesta Bowl - CFP Semifinal)
2022 Record: 12-1 (9-1 Big 12)	



OKLAHOMA STATE

Nov. 5, 2022 | 2:30 p.m. CT

David Booth Kansas Memorial Stadium | Lawrence, Kan.

2022 SCHEDULE

Sept. 1	W, 58-44 vs. Central Michigan
Sept. 10	W, 34-17 vs. ARIZONA STATE
Sept. 17	W, 63-7 vs. ARKANSAS - PINE BLUFF
Oct. 1	W, 36-25 at Baylor
Oct. 8	W, 41-31 vs. TEXAS TECH
Oct. 15	L, 40-43 at TCU
Oct. 22	W, 41-34 vs. TEXAS
Oct. 29	L, 0-48 at KANSAS STATE
Nov. 5	L, 16-37 at Kansas
Nov. 12	W, 20-14 vs. IOWA STATE
Nov. 19	L, 13-28 at Oklahoma
Nov. 26	L, 19-24 vs. WEST VIRGINIA
Dec. 27	vs. Wisconsin (Guaranteed Rate Bowl)
2022 Record: 7-5 (4-5 Big 12)	



AT KANSAS STATE

Nov. 26, 2022 | 7 p.m. CT

Bill Snyder Family Stadium | Manhattan, Kan.

2022 SCHEDULE

Sept. 3	W, 34-0 vs. South Dakota
Sept. 10	W, 40-12 vs. MISSOURI
Sept. 17	L, 10-17 vs. TULANE
Sept. 24	W, 41-34 at Oklahoma
Oct. 1	W, 38-27 vs. TEXAS TECH
Oct. 8	W, 10-9 at Iowa State
Oct. 22	L, 38-28 at TCU
Oct. 29	W, 48-0 vs. OKLAHOMA STATE
Nov. 5	L, 27-34 vs. TEXAS
Nov. 12	W, 31-3 at Baylor
Nov. 19	W, 48-31 at West Virginia
Nov. 26	W, 47-27 vs. KANSAS
Dec. 3	W, 31-28 vs. TCU (Big 12 Championship)
Dec. 31	vs. Alabama (Allstate Sugar Bowl)
2022 Record: 10-3 (7-2 Big 12)	

HEAD COACH LEIPOLD

SECURED BOWL ELIGIBILITY FOR
THE JAYHAWKS FOR THE **FIRST**
TIME SINCE 2008

ENGINEERED THE FIRST **5-0** START
BY KANSAS SINCE 2009

GUIDED THE JAYHAWKS TO THEIR
FIRST **NATIONAL RANKING** IN 675
WEEKS

ENDED A STREAK OF 44
CONSECUTIVE LOSSES TO
RANKED TEAMS WITH A WIN OVER
NO. 19 OKLAHOMA STATE

COACHED KANSAS TO ITS **FIRST**
EVER WINS AT TEXAS AND WEST
VIRGINIA





HEAD COACH LANCE LEIPOLD

a six-time National Champion, a five-time conference coach of the year and the fastest coach in NCAA history to reach 100 career wins, was named the 41st head coach in Kansas Football history on April 30, 2021.

Leipold's track record as a program builder showed itself early in his time in Lawrence, leading the Jayhawks to its first-ever program win in Austin, Texas in 2021, followed by Kansas' first-ever win over West Virginia in Morgantown in 2022. In just his second year at the helm, Leipold engineered Kansas to its first 5-0 start of the season since 2009, guiding Kansas to its first national rankings in 675 weeks. Soon after, Kansas Football hosted ESPN's College GameDay for the first time in program history on October 8, 2022.

Leipold helped Kansas to secure its first bowl eligibility with a win over No. 18 Oklahoma State on November 5, 2022, giving Kansas its first bowl berth since 2008. Kansas' ranked win was the first since 2010, snapping a 44-game losing streak to AP ranked opponents, while it was Kansas' first ranked win against a conference opponent at home since 2005.

Leipold arrived at Kansas after a successful six-year stay at Buffalo, where in his final three seasons, he posted three straight winning seasons for the first time in 20 years. He won 24 games over the final three seasons, which included a seven-game shortened-season schedule in 2020 because of the COVID-19 pandemic, marking the most successful three-year run in Buffalo history.

"I am absolutely thrilled to welcome Coach Leipold, Kelly, Lindsey and Landon to the Jayhawk Family," said Director of Athletics Travis Goff. "He is a man of integrity, a developer of young men, a program builder and a winner. His track record of sustained excellence is exactly what we were looking for in our next leader, and is what the University of Kansas and our fans deserve. His commitment to maximizing our student-athletes' abilities and experience on the field, in the classroom, in the community, and in life after KU is inspiring. Those qualities will attract individuals and develop them into exceptional Jayhawks."

"We conducted an extensive national search that was guided by feedback from many constituents and this opportunity garnered interest from outstanding coaches across the country. We have an obligation to providing a world-class experience for our student-athletes and that remained at the forefront throughout the search. Additionally, we owe our fans, donors and alumni a football program that will be built for sustained success. I am confident that is what we will provide under the leadership of Coach Leipold. This is a tremendous day for the University of Kansas!"

A proven winner with a strong track record for player development, Leipold served as the head coach at Wisconsin-Whitewater for eight seasons from 2007 to 2014, capturing six NCAA Division III national championships and tallying an astounding record of 109-6.

"I am very thankful to Chancellor Girod and Travis Goff for providing me this opportunity to lead the Kansas Football program," Leipold said. "It is an exciting and humbling opportunity, and this is a day I will never forget. We are going to build this program the right way through developing players, discipline and determination. The philosophies engrained in our programs along the way will be key as we turn this around. This is a program that has a lot of young talent on the roster and has the infrastructure in place to succeed. The best days for this program are ahead, and my family and I are ecstatic to be a part of it. I am ready to get to work and give everything I have to the Jayhawks. Rock Chalk Jayhawk!"

After taking over a rebuilding Buffalo program that went 7-17 in his first two seasons, Leipold put together a record of 30-16 over his final four seasons, including three bowl appearances and two bowl victories with the Bulls.

Leipold is coming off a 2020 season at Buffalo that brought unprecedented success to the program. The Bulls went a perfect 5-0 in the regular season and won the MAC East Division title for the second-straight year. Leipold's squad also beat Marshall in the Camellia Bowl for the program's second ever bowl win and second in as many years.

Buffalo also appeared in the Associated Press Top 25 at No. 24 on December 6, 2020, marking the first-time in school history the Bulls appeared in the national rankings. The team finished the season ranked 25th in both the AP poll and the Amway Coaches Poll. Leipold was named the MAC



THE LEIPOLD FILE

Position: Head Coach
Alma Mater: Wisconsin-Whitewater, 1987
Wife: Kelly
Children: Lindsey and Landon

COACHING HISTORY

2021-present Kansas (Head Coach)
2015-21 Buffalo (Head Coach)
2007-14 Wisconsin Whitewater (Head Coach)
2004-06 Nebraska-Omaha
 (Assistant Head Coach/Offensive Coordinator)
2001-03 Nebraska
 (Administrative Assistant/Recruiting)
1991-93 Wisconsin (Graduate Assistant)
1990 Wisconsin-Whitewater (Assistant Coach)
1989 Doane (Assistant Coach)
1988 Wisconsin-Whitewater (Wide Receivers)
1987 Wisconsin-Whitewater (Quarterbacks)

Coach of the Year for the second time in his career after the record-breaking season.

Showcasing his pristine reputation for player development and a keen eye for recruiting, Buffalo tied a school-record with 12 All-MAC selections in 2020, all of whom were recruited by Leipold. Running back Jaret Patterson led the way, rushing for 1,072 yards in just six games, including a 409-yard performance against Kent State, which is the second-best performance in FBS history.

Patterson was named the winner of the Vern Smith Leadership Award, given to the MVP of the MAC and was also named the MAC Offensive Player of the Year under Leipold's tutelage.

Buffalo also had 12 all-conference players in 2019, a season that culminated in the school's first-ever bowl victory – a 31-9 win over Charlotte in the Makers Wanted Bahamas Bowl. The 2019 team featured one of the best defenses in the school's history. Buffalo ranked seventh nationally in total defense, allowing 291.9 yards per game. The Bulls were also fourth nationally against the run, allowing 94.2 yards per game.

In 2018, Buffalo won 10 games in a season for the first time ever in program history. Leipold's team went 7-1 in MAC play and won the East Division title. The Bulls also won 42-13 at Rutgers, marking the school's first-ever win over a Power 5 opponent. He was named the MAC Coach of the Year and

was also a semifinalist for the George Munger College Coach of the Year Award.

In that 2018 season, the Buffalo offense had a record-breaking season. Buffalo scored 484 points, 64 touchdowns and totaled 5,803 yards of total offense, establishing new school records in each category. Quarterback Tyree Jackson was named the MAC Offensive Player of the Year, while Patterson earned MAC Freshman of the Year honors.

In Leipold's third season in 2017, the Bulls gained bowl eligibility for just the third time as an FBS program. The Bulls offense averaged 432 yards per game and led the conference in passing yards per game at 291. Showing an ability for explosive plays, Buffalo produced 20 plays of 45 or more yards on the season.

Leipold became the head coach at Buffalo in December of 2014 after a triumphant career as the head coach at Wisconsin-Whitewater, which saw him earn six National Coach of the Year awards. In his first season there in 2007, the Warhawks went 14-1 and won the Division III national championship. In 2008, the team made it back to the title game and fell to Mount Union.

Wisconsin-Whitewater then went 45-0 over the next three seasons, winning three straight national championships. After a 7-3 campaign in 2012, Whitewater went 30-0 combined in 2013 and 2014 winning two more national titles with Leipold at the helm.

During his time there, Warhawk players totaled 56 All-America honors, with running back Justin Beaver winning the Gagliardi Trophy as the top player in Division III. Brent Allen won the Division III Rimington Award as the top center. Running back Levell Coppage earned D3Football.com Offensive Player of the Year honors, while Cole Klotz won those honors on the defensive side.

Leipold, a native of Jefferson, Wisconsin, began his coaching career at Whitewater in 1987 as a quarterbacks coach. He moved to the University of Wisconsin in 1991, where he served as a graduate assistant for Barry Alvarez for three seasons and helped the Badgers win a Big Ten title and a Rose Bowl appearance in 1993.

He then served as an assistant coach at Division II Nebraska-Omaha from 1994-2000, helping the Mavericks become three-time conference champions. He was promoted to offensive coordinator in 2000, before moving on to Nebraska where he worked for Frank Solich for four seasons. He then returned to Nebraska-Omaha for three years as the associate head coach and offensive coordinator, before moving on to Wisconsin-Whitewater in 2007.

Leipold is a 1987 graduate of Wisconsin-Whitewater, where he was a standout quarterback.

Leipold and his wife Kelly, have a daughter, Lindsey, and a son, Landon.

YEAR-BY-YEAR AS HEAD COACH

YEAR	TEAM	RECORD	BOWL	NOTES
2022	Kansas	6-6		First season of KU bowl eligibility since 2008
2021	Kansas	2-10		First Big 12 road win since 2008 for program
2020	Buffalo	6-1	Camellia	Ranked No. 25
2019	Buffalo	8-5	Bahamas	1st Postseason Ranking in School History
2018	Buffalo	10-4	Dollar General	1st Bowl Win in School History
2017	Buffalo	6-6		1st 10-win Season in School History
2016	Buffalo	2-10		
2015	Buffalo	5-7		
2014	Wisconsin-Whitewater	15-0		Division III National Champs
2013	Wisconsin-Whitewater	15-0		Division III National Champs
2012	Wisconsin-Whitewater	7-3		
2011	Wisconsin-Whitewater	15-0		Division III National Champs
2010	Wisconsin-Whitewater	15-0		Division III National Champs
2009	Wisconsin-Whitewater	15-0		Division III National Champs
2008	Wisconsin-Whitewater	13-2		
2007	Wisconsin-Whitewater	14-1		Division III National Champs

Wisconsin-Whitewater (8 years): 109-6
Buffalo Record (6 years): 37-33
Kansas Record (2 years): 8-17
Career Record (15 years): 154-56

YEAR-BY-YEAR AS ASSISTANT COACH

YEAR	TEAM	RECORD	BOWL	NOTES
2006	Nebraska-Omaha	8-3		Division II Playoffs; Conference Champs
2005	Nebraska-Omaha	8-3		Division II Playoffs; Conference Champs
2004	Nebraska-Omaha	8-3		Conference Champs
2003	Nebraska	10-3	Alamo	Ranked No. 19
2002	Nebraska	7-7	Independence	
2001	Nebraska	11-2	Rose	Ranked No. 8
2000	Nebraska-Omaha	11-2		Division II Playoffs; Conference Champs
1999	Nebraska-Omaha	7-4		
1998	Nebraska-Omaha	9-3		Division II Playoffs; Conference Champs
1997	Nebraska-Omaha	8-3		
1996	Nebraska-Omaha	10-2		Division II Playoffs; Conference Champs
1995	Nebraska-Omaha	3-8		
1994	Nebraska-Omaha	1-10		
1993	Wisconsin	10-1-1	Rose	Ranked No. 6
1992	Wisconsin	5-6		
1991	Wisconsin	5-6		
1990	Wisconsin-Whitewater	10-1		Division III Playoffs; Conference Champs
1989	Doane	5-4-1		
1988	Wisconsin-Whitewater	9-3		Division III Playoffs; Conference Champs
1987	Wisconsin-Whitewater	7-3-1		

YEAR-BY-YEAR RESULTS

Head Coach at Kansas

2022 (6-6, 3-6)

DATE	OPPONENT	RESULT
9-2-22	Tennessee Tech	W, 56-10
9-10-22	at West Virginia*	W, 55-42
9-17-22	at Houston	W, 48-30
9-22-22	Duke	W, 35-27
10-1-22	Iowa State*	W, 14-11
10-8-22	#17 TCU*	L, 31-38
10-15-22	at Oklahoma*	L, 42-52
10-22-22	at Baylor*	L, 23-35
11-5-22	#18 Oklahoma State*	W, 37-16
11-12-22	at Texas Tech*	L, 28-43
11-19-22	Texas*	L, 14-55
11-26-22	at Kansas State*	L, 27-47

2021 (2-10, 1-8) Big 12: 10th

DATE	OPPONENT	RESULT
9-3-21	South Dakota	W, 17-14
9-10-21	at Coastal Carolina	L, 22-49
9-18-21	Baylor*	L, 7-45
9-25-21	at Duke	L, 33-52
10-2-21	at Iowa State*	L, 7-59
10-16-21	Texas Tech (HC)*	L, 14-41
10-23-21	Oklahoma*	L, 23-35
10-30-21	at Oklahoma State*	L, 3-55
11-6-21	Kansas State*	L, 10-35
11-13-21	at Texas*	W, 57-56 (OT)
11-20-21	at TCU*	L, 28-31
11-27-21	West Virginia*	L, 28-34

Head Coach at Buffalo

2020 (6-1, 5-1) MAC East: 1st

DATE	OPPONENT	RESULT
11-4-20	at Northern Illinois*	W, 49-30
11-10-20	Miami (OH)*	W, 42-10
11-17-20	at Bowling Green*	W, 42-17
11-28-20	Kent State*	W, 70-41
12-12-20	Akron*	W, 56-7
12-18-20	Ball State	L, 28-38
<i>MAC Championship (Detroit, Mich.)</i>		
12-25-20	Marshall	W, 17-10
<i>Camelia Bowl (Montgomery, Ala.)</i>		

2019 (8-5, 5-3) MAC East: T-2nd

DATE	OPPONENT	RESULT
8-29-19	Robert Morris	W, 38-10
9-7-19	at #15 Penn State	L, 13-45
9-14-19	at Liberty	L, 17-35
9-21-19	Temple	W, 38-22
9-28-19	at Miami (OH)*	L, 20-34
10-5-19	Ohio*	L, 20-21
10-19-19	at Akron*	W, 21-0
10-26-19	Central Michigan*	W, 43-20
11-2-19	at Eastern Michigan*	W, 43-13
11-14-19	at Kent State*	L, 27-30
11-20-19	Toledo*	W, 49-30
11-29-19	Bowling Green*	W, 49-7
12-20-19	Charlotte	W, 31-9

Makers Wanted Bahamas Bowl (Nassau, Bahamas)

2018 (10-4, 7-1) MAC East: 1st

DATE	OPPONENT	RESULT
9-1-18	Delaware State	W, 48-10
9-8-18	at Temple	W, 36-29
9-15-18	Eastern Michigan*	W, 35-28
9-22-18	at Rutgers	W, 42-13
9-29-18	Army	L, 13-42
10-6-18	at Central Michigan*	W, 34-24
10-13-18	Akron*	W, 24-6
10-20-18	at Toledo*	W, 31-17
10-30-18	Miami (OH)*	W, 51-42
11-6-18	Kent State*	W, 48-14
11-14-18	at Ohio*	L, 17-52
11-23-18	at Bowling Green*	W, 44-14
11-30-18	Northern Illinois*	L, 29-30
<i>MAC Championship (Detroit, Mich.)</i>		
12-22-18	Troy	L, 32-42
<i>Dollar General Bowl (Mobile, Ala.)</i>		

2017 (6-6, 4-4) MAC East: 3rd

DATE	OPPONENT	RESULT
8-31-17	at Minnesota	L, 7-17
9-9-17	at Army	L, 17-21
9-16-17	Colgate	W, 33-10
9-23-17	Florida Atlantic	W, 34-31
9-30-17	at Kent State*	W, 27-13
10-7-17	Western Michigan	L, 68-71
10-14-17	Northern Illinois*	L, 13-14
10-21-17	Miami (OH)*	L, 14-24
10-28-17	at Akron*	L, 20-21
11-7-17	Bowling Green*	W, 38-28
11-16-17	at Ball State*	W, 40-24
11-24-17	Ohio*	W, 31-24

2016 (2-10, 1-7) MAC East: 6th

DATE	OPPONENT	RESULT
9-2-16	Albany	L, 16-22
9-17-16	at Nevada	L, 14-38
9-24-16	Army	W, 23-20
10-1-16	at Boston College	L, 3-35
10-8-16	Kent State*	L, 20-44
10-15-16	Ball State*	L, 21-31
10-22-16	at Northern Illinois*	L, 7-44
10-27-16	Akron*	W, 41-20
11-3-16	at Ohio*	L, 10-34
11-12-16	Miami (OH)*	L, 24-35
11-19-16	at Western Michigan*	L, 0-38
11-25-16	at Bowling Green*	L, 19-27

2015 (5-7, 13-5) MAC East: 4th

DATE	OPPONENT	RESULT
9-5-15	Albany	W, 51-14
9-12-15	at Penn State	L, 14-27
9-19-15	at Florida Atlantic	W, 33-15
9-26-15	Nevada	L, 21-24
10-3-15	Bowling Green*	L, 22-28
10-17-15	at Central Michigan*	L, 14-51
10-24-15	Ohio*	W, 41-17
10-29-15	at Miami (OH)*	W, 29-24
11-5-15	at Kent State*	W, 18-17
11-11-15	Northern Illinois*	L, 30-41
11-21-15	at Akron*	L, 21-42
11-27-15	Massachusetts*	L, 26-31
Houston		

ALL-TIME AGAINST

OPPONENT	RECORD
Akron	4-2
Albany	1-1
Army	1-2
Ball State	1-2
Baylor	0-2
Boston College	0-1
Bowling Green	4-2
Central Michigan	2-1
Charlotte	1-0
Coastal Carolina	0-1
Colgate	1-0
Duke	1-1
Delaware State	1-0
Eastern Michigan	2-0
Florida Atlantic	2-0
Houston	1-0
Iowa State	1-1
Kansas State	0-2
Kent State	4-2
Liberty	0-1
Marshall	1-0
Massachusetts	0-1
Miami (Ohio)	3-3
Minnesota	0-1
Nevada	0-2
Northern Illinois	1-4
Ohio	2-3
Oklahoma	0-2
Oklahoma State	1-1
Penn State	0-2
Robert Morris	1-0
Rutgers	1-0
South Dakota	1-0
TCU	0-2
Temple	2-0
Tennessee Tech	1-0
Texas	1-1
Texas Tech	0-2
Toledo	2-0
Troy	0-1
West Virginia	1-1
Western Michigan	0-2



THE BORLAND FILE

Position:	Defensive Coordinator
Alma Mater:	Morningside College, 1985
Wife:	Gayle
Children:	Evan and Jaren

COACHING HISTORY

2021-present	Kansas (Defensive Coordinator)
2015-21	Buffalo (Defensive Coordinator)
1994-2014	Wisconsin Whitewater (Assistant Coach)
1991-94	Baker University (Assistant Coach)
1989-91	Minnesota-Morris (Defensive Coordinator)
1988-89	Florida (Graduate Assistant)
1986-88	Arizona Western (Assistant Coach)
1985-86	Wisconsin (Graduate Assistant)

DEFENSIVE COORDINATOR BRIAN BORLAND

Brian Borland joined the Kansas football staff as defensive coordinator in May 2021. He came to KU after six seasons at Buffalo under KU head coach Lance Leipold.

Complementing a record-breaking offense, Buffalo's defense also had a strong season in 2020. The Bulls led the Mid-American Conference in total defense (360.4) and ranked second in the league in scoring defense (21.9). Buffalo led the MAC in sacks for the second straight year with 20 in a shortened season, which the Bulls went 6-1. Three members of the Buffalo defense were named All-MAC in 2020.

In 2019, Borland oversaw a defense that was arguably one of the best in school history. The Bulls led the MAC and ranked seventh in the nation in total defense, allowing 291 yards per game. Buffalo was especially stout against the run, allowing only 94.2 yards per game – good for fourth best in the national rankings and tops in the conference. Seven members of the Buffalo defense were named All-MAC in 2019.

Buffalo ranked third in the MAC in total defense in 2018, allowing 355.4 yards per game – less than two yards per game behind first place. The Bulls ranked second in the conference with 14 interceptions in 2018. It was the most by a Buffalo team since 2013. Eight different players recorded interceptions on the year.

Borland led a unit that ranked fifth in the MAC in scoring defense (24.8) in 2017 and had three defensive players were named All-MAC.

In 2016, Borland guided a defense that led the MAC and ranked 13th in the nation in pass defense, allowing 181.5 yards per game.

The Bulls were a very opportunistic defense in 2015, as they scored a school-record seven defensive touchdowns (by seven different players) to rank second in the nation. Three members of Borland's defense were named to the All-MAC team in 2015.

Borland also oversaw the development of five players who were either drafted or signed as NFL free agents during his time at Buffalo, while 20 defensive players earned all-conference honors during his tenure.

Prior to Buffalo, Borland spent the previous 21 seasons at Wisconsin-Whitewater. Since 2002, Borland served as the Warhawks defensive coordinator.

Borland began at UW-W in 1994, also serving as the defensive backs coach. He was a 2015 Wisconsin Football Coaches Association Hall of Fame inductee.

Borland was named Division III Coordinator of the Year in 2013 by Footballscoop.com after helping lead the Warhawks to the NCAA Division III national championship, the team's fifth in seven seasons. UW-Whitewater led the nation in scoring defense, allowing just 9.1 points per contest, and ranked No. 1 in the country in fumbles recovered (19) and turnovers forced (44) in 2013.

From 2009-14, Borland's defenses led the Wisconsin Intercollegiate Athletic Conference and ranked among the top 20 in the nation in rushing defense, scoring defense and total defense. The Warhawks also led the league in pass efficiency from 2010-13. During his time at Wisconsin-Whitewater, Borland coached at least one first-team all-conference player at his position from 1994 to 2014. He also coached the D3Football.com National Defensive Player of the Year on three separate occasions (2006, 2008 and 2013).

Borland earned Wisconsin Collegiate Assistant Coach of the Year honors from the Wisconsin Football Coaches Association in both 2004 and 2006. In 2009, Borland led the Warhawks to the fourth-best scoring defense in Division III. In 2010, the Warhawks were ranked second in NCAA Division III in run defense. In 2011, Borland's rushing defense was ranked first in the WIAC.

From 1994-2002, Borland also coached track and field at UW-Whitewater. In 2000, he led the Whitewater women's track and field team to a fourth-place finish at the NCAA Division III Outdoor Track and Field Championships. He earned NCAA D-III national coach of the year honors for his successful season.

Prior to Whitewater, Borland was the defensive coordinator for three years at Baker University (Kan.) from 1991-93, and at the University of Minnesota-Morris from 1989-90. He also was the head women's softball coach at Baker University and head track and field coach at Minnesota-Morris. Borland's other stops include stints as a graduate assistant football coach at the University of Florida and at the University of Wisconsin. He also coached defensive backs at Arizona Western College.

Borland played his college football at Morningside (Iowa) College (1981-84) where he was a four-year letterwinner and three-year starter at defensive back, and a team captain.

He has a wife, Gayle, and two sons, Evan and Jaren.



OFFENSIVE COORDINATOR ANDY KOTELNICKI

THE KOTELNICKI FILE

Position:	Offensive Coordinator
Alma Mater:	Wisconsin-River Falls, 2004
Wife:	Lindsey
Children:	Maximus and Joy

COACHING HISTORY

2021-Present	Kansas (Offensive Coordinator)
2015-21	Buffalo (Offensive Coordinator)
2013-14	Wisconsin Whitewater (Offensive Coordinator)
2011-12	University of Mary (Offensive Coordinator)
2011-12	Wisconsin-River Falls (Offensive Coordinator)
2004-05	Western Illinois (Assistant Coach)

Andy Kotelnicki joined Lance Leipold's staff in May 2021 as the offensive coordinator. Kotelnicki came to Kansas after seven seasons at Buffalo.

In his second season with the Jayhawks in 2022, Kotelnicki is overseeing one of the prolific offensive attacks in school history. Through 10 games, the Jayhawks are averaging 7.33 yards per play this season, which ranks second nationally behind Ohio State (7.60). The program record for yards per play in a season is 6.40, set in 1950. Kansas has seven plays of 60 or more yards on the season. The seven plays of 60 or more yards are tied for fifth most in the country, behind only TCU (9) and Air Force, Florida and UAB (8).

Kansas has posted five games of 500 yards or more of total offense already this season in 10 games. That is the best mark since the 2007 team posted seven such games in 13 contests. From 2018 to 2021, Kansas posted six games of 500 or more yards of total offense in 45 games. During that span, the Jayhawks topped the 500-yard mark twice against conference opponents. This season, KU has already topped the 500-yard mark against three conference opponents.

The Kansas offense also ranks fourth in the country in team passing efficiency (171.99), seventh in third down conversion percentage (51.7%), 17th in scoring offense (36.9), 18th in rushing offense (210.5) and sixth in fewest sacks allowed (0.80 per game). Several key offensive players are having standout seasons under Kotelnicki's guidance. Running back Devin Neal is averaging 6.70 yards per carry, which is seventh in the country and second in the Big 12. He has eight runs of 30 or more yards on the season, which is tied with UCLA's Zach Charbonnet for second-most in the country behind UAB's DeWayne McBride.

Neal became the first Kansas running back since June Henley in 1996 to rush for at least 190 yards in back-to-back games after rushing for 224 yards against Oklahoma State and 190 yards against Texas Tech.

In four-plus games, quarterback Jason Bean has 14 touchdown passes, which puts him tied for eighth in school history in single-season touchdown passes. He is knotted with Mark Williams (1995), Frank Seurer (1983) and Dick Gilman (1948). Bean is also one of just five Power 5 quarterbacks in 2022 to have back-to-back games of 250 yards passing and four touchdown passes.

Quarterback Jalon Daniels has also experienced breakout success under Kotelnicki in 2021 and 2022. In nine games over 2021 and 2022, Daniels has thrown 18 touchdown passes to four interceptions, with eight rushing touchdowns.

Through 10 games, Kansas is averaging 444.6 yards per game, which would be the program's second-best mark since 1950, behind only the 2007 team. The 2022 final tally over the past 10 seasons for the Jayhawks.

Kansas currently has the second-most improved offense in the country in points per game and the third-most improved in yards per game.

In his first season with the Jayhawks, Kansas saw marked improvements in several key offensive categories. The Jayhawks averaged 324.2 yards per game, after averaging 259.2 yards in 2020. The offensive line allowed just 16 sacks in 12 games after surrendering 47 in nine games the season before Kotelnicki arrived.

Additionally, the Kansas offense averaged 5.2 yards per play in Kotelnicki's first season at Kansas after the program averaged 3.7 yards per play in 2020. The Jayhawks also saw their 3rd down conversion percentage increase by 13 percent and its rushing yards per game total increase by more than 35 yards. Kansas also increased its points per game by five a contest and turned the ball over one less time in three more games.

Daniels also excelled under Kotelnicki during the coordinator's first season on campus. Daniels led Kansas to a 57-56 overtime win at Texas in November, before starting the final two games – a pair of one-possession losses at TCU and against West Virginia. Daniels' stats were much improved from his debut season of 2020. He threw seven touchdown passes in 2021 after tossing just one in 2020. He threw for 213 more yards and completed 19 percent more of his passes than he did the season before Kotelnicki arrived.

In his first season, Kotelnicki led the Jayhawks to a 530-yard performance at Duke and a 57-point performance in a win at Texas. The Jayhawks rushed for a season-best 218 yards against the Longhorns.

Before arriving at Kansas, Kotelnicki worked beside head coach Lance Leipold at Buffalo, where he directed some of the best offenses in school history.

Despite a shortened season in 2020 due to the COVID-19 pandemic, the Buffalo offense still posted historic numbers while going 6-1. The Bulls averaged a school-record 478.4 yards of total offense per game and a school-record 287.4 yards per contest rushing. Buffalo ranked second in the nation in rushing offense (287.4) and fifth in the nation in scoring offense at 43.5 points per game. Also in 2020, Buffalo rushed for 32 touchdowns, four shy of the school record for a single season in only seven games. Bulls All-American running back Jaret Patterson led the nation in rushing, averaging 178.7 yards per game. Against Kent State, the Bulls scored a school-record 70 points. Also against the Flashes, Patterson tied an FBS record with eight rushing touchdowns and rushed for 409 yards, the second most ever in an FBS game. He and Kevin Marks combined to rush for 515 yards, which, at the time, was the most ever by two players in an FBS game.

As a result of Buffalo's successful 2020 season, Kotelnicki was named one of four finalists for the FootballScoop Offensive Coordinator of the Year Award. He was the only finalist from a non-Power 5 conference.

In 2019, Kotelnicki's offense rushed for 3,256 yards, shattering the single-season school record. Patterson rushed for a school-record 1,799 yards and 19 touchdowns in 2019 and ranked fifth in the nation in rushing. Fellow Buffalo sophomore Kevin Marks rushed for 1,035 yards – marking the first time in school history UB had two 1,000-yard rushers in the same season.

Buffalo featured a record-breaking offense in 2018. The Bulls shattered the program record for single-season total offense posting 5,803 yards on the year. Buffalo scored 64 offensive touchdowns in 2018, which was also a school record.

Patterson became the first freshman in school history to rush for 1,000 yards in a season, finishing with 1,013 yards en route to being named the MAC Freshman of the Year. Patterson scored 14 touchdowns and fellow running back Marks scored 13 touchdowns, marking the first time in school history two different players scored 13 or more touchdowns in the same season.

Quarterback Tyree Jackson was named the 2018 MAC Offensive Player of the Year – the first time in school history a Buffalo player won the award. In addition, seven offensive players were named All-MAC in 2018.

Buffalo's offense made significant progress under Kotelnicki in 2017. The Bulls ranked second in the MAC in total offense, averaging 432 yards per game. Other notable numbers from the 2017 season included ranking sixth in the nation in most improved scoring offense; sixth in the nation in most improved passing offense; eighth in the nation in turnovers lost; third in the MAC in points per possession; second in the MAC in fewest 3-and-outs; third in MAC in total offense and first in the MAC in third down conversion percentage.

Prior to Buffalo, Kotelnicki spent two seasons at Wisconsin-Whitewater as offensive coordinator and recruiting coordinator.

At UWW, Kotelnicki led an offense that led the Wisconsin Intercollegiate Athletic Conference (WIAC) in scoring offense (40.1), rushing offense (218.2) and passing offense (269.5) in 2014 en route to a perfect 15-0 season and the programs' sixth Stagg Bowl national championship in eight seasons.

The Warhawks featured one of the most efficient offensive attacks in the nation under Kotelnicki's leadership in 2013. Whitewater led the WIAC and ranked among the top five in the nation in first downs (311), interceptions allowed (1) and turnover margin (+2.3).

The Warhawks offense also led the conference in red zone offense, converting scores on 85.9 percent of drives inside the 20-yard line, and set single-season team records in passes completed (312) and passing touchdowns (42) in 2013.


Prior to Whitewater, Kotelnicki served as offensive coordinator at the University of Mary, an NCAA Division II school in Bismarck, N.D., for two seasons. In his first year as coordinator, the Marauders scored over 10 points per game more than the previous season and led the Northern Sun Intercollegiate Conference in scoring offense, total offense and passing efficiency. During his tenure, Kotelnicki mentored nine All-NSIC North Division honorees, the sixth 1,000-yard rusher in the school's history and an All-America wide receiver.

Kotelnicki spent six seasons as an assistant coach at UW-River Falls, including four as offensive coordinator, in 2003 and from 2006-10. The Falcons set 24 offensive school records during his second stint, and he was promoted to assistant head coach for the 2010 campaign.

Kotelnicki worked at Western Illinois, where he coached tight ends, special teams and the offensive line, from 2004-06. He was also an assistant strength and conditioning coach from 2004-05 and the interim strength and conditioning coach in 2006.

After earning a bachelor's in exercise and sport science from UW-River Falls in 2004, Kotelnicki picked up a master's in kinesiology from Western Illinois in 2006. He is a member of the American Football Coaches Association and the Wisconsin Football Coaches Association.

Kotelnicki and his wife, Lindsey, have a son, Max, and daughter, Joy.



THE FUCHS FILE

Position:	Assistant Coach - Offensive Line
Alma Mater:	North Dakota State, 1995
Wife:	Emily
Children:	Hank, Jack and Gus

COACHING HISTORY

2021-Present	Kansas (Offensive Line)
2019-20	Buffalo (Offensive Line)
2014-18	Wyoming (Offensive Line)
2009-13	North Dakota state (Offensive Line)
2008	Southern Illinois (Offensive Line)
2007	Grand Valley State (Offensive Line)
2003-06	Nebraska-Omaha (Offensive Line)
2000-02	Minnesota-Crookston (Offensive Line)
1999	Wisconsin-Eau Claire (Offensive Line)
1997-98	Valley City State (Offensive Line)
1994-96	North Dakota State (Graduate Assistant)

ASSISTANT COACH SCOTT FUCHS

Scott Fuchs joined the Kansas football staff in May 2021 as offensive line coach. Fuchs is a 26-year veteran of college coaching and comes to KU after coaching for two seasons at Buffalo. Fuchs has worked with Kansas head coach Lance Leipold at various stops, including Buffalo and Nebraska-Omaha from 2004-06.

While at Buffalo, Fuchs has helped build the offensive line into one of the strongest units on the team. In 2020, Buffalo ranked second in the nation in rushing yards per game (287.4) and allowed only one sack on the season, which tied for the fewest in the country. Three of the Bulls' starting offensive linemen were named All-MAC, including Kayode Awosika who in 2021 signed an NFL free agent contract to play for the Philadelphia Eagles. Awosika was second-team All-American by the Football Writers Association of America (FWAA).

Under Fuchs, in 2019 and 2020, the Bulls were semifinalists for the Joe Moore Award, given annually to the best offensive line unit in the nation. In 2020, Fuchs was named one of five finalists for the FootballScoop Offensive Line Coach of the Year Award. He was also nominated for the 2020 Broyles Award, given to the top assistant coach in college football.

Prior to Buffalo, Fuchs spent five seasons at Wyoming from 2014-18. While at Wyoming, Fuchs developed All-American center Chase Roullier who went on to start for the Washington Football Team in the NFL. Fuchs helped design a blocking scheme for Wyoming running back Brian Hall who rushed for a school-record 4,287 over his career and helping coach an offense that ranked second in the nation in redzone offense in 2017. In 2016, Fuchs helped coach the Cowboy offense average 35.9 points per game, which ranked No. 2 in the Mountain West and No. 25 in the nation.

Fuchs coached the offensive line at North Dakota State, his alma mater, from 2009-13 before being hired at Wyoming. He helped lead the Bison to an astounding 43-2 record and three national titles between 2011 and 2013. In 2012 and 2013, Fuchs coached Consensus First Team All-America offensive tackle Billy Turner. Turner was selected in the third round of the 2014 NFL Draft by the Miami Dolphins. All total, Fuchs has coached nine All-Americans and 38 all-conference performers during his career.

Prior to returning to his alma mater, Fuchs coached one season

at Southern Illinois in 2008. That team tied for the conference title and advanced to the first round of the FCS Playoffs. He also coached at Grand Valley State (2007), Nebraska-Omaha (2003-06), Minnesota-Crookston (2000-02), Wisconsin-Eau Claire (1999) and Valley City State (1997-98). The only school Fuchs did not coach the offensive line was his one season at Wisconsin-Eau Claire when he coached the defensive line.

As a player, Fuchs was named to the 1993 Kodak/American Football Coaches Association first-team All-America squad as a senior offensive guard at North Dakota State. NDSU won three consecutive North Central Conference rushing titles during his three years as a starter. Fuchs was part of three North Central Conference Championship teams at NDSU in 1990, 1991 and 1992. In 1990 the Bison captured the NCAA Division II National Championship.

Fuchs earned his bachelor of science degree from North Dakota State in physical education and social science education in 1995 and his master of education degree with a specialization in physical education and athletic administration from NDSU in 1997.

Scott and his wife, Emily, have three boys, Hank, Jack and Gus.



ASSISTANT COACH/SPECIAL TEAMS TAIWO ONATOLU

Taiwo Onatolu serves as an assistant coach working with the defensive ends and special teams under head coach Lance Leipold.

Onatolu spent the 2021 season as an analyst on the Jayhawks' staff, before being promoted to an assistant coach in 2021. Onatolu previously worked at Buffalo as the defensive ends coach for three seasons and the cornerbacks coach for four seasons. While with the Bulls, he also coaches the specialists and had a stint as the director of player personnel.

During the 2020 season, Onatolu guided UB's defensive ends to record 12.5 of UB's 20 sacks to lead the MAC. Malcolm Koonce led the way with five sacks en route to earning All-MAC First Team honors for the second-straight season.

Under the guidance from Onatolu, the defensive unit was one of UB's strongest in 2019 as UB players ranked 1-2-3 in the MAC in sacks on the season behind Malcolm Koonce's (9), Taylor Riggins' (8.5) and Ledarius Mack's (8) stellar seasons. Koonce and Riggins were named to the All-MAC First Team and Mack was a second-team selection. Defensive ends accounted for 27.5 of the school-record 43 sacks the Bulls registered in 2019.

In 2018, Buffalo ranked fifth in the Mid-American Conference in pass defense, allowing 194 yards passing per game. The Bulls recorded 14 interceptions, eight of which came from cornerbacks. Cameron Lewis was named All-MAC Second Team after posting three interceptions and six pass breakups on the year.

While working with the corners, Onatolu helped lead Buffalo to be ranked fifth in the Mid-American Conference in pass defense in 2017, allowing 205 yards per game and added eight interceptions. In 2016, UB's defense led the MAC and ranked 13th in the nation in pass defense – allowing 181.5 yards per game.

Prior to his stint at Buffalo, Onatolu spent five seasons at Missouri State working as an inside linebackers coach. In his first season at Missouri State in 2011, guided senior in David Ingram and a redshirt freshman in Andrew Beisel to outstanding seasons. Beisel went on to record a team-high 84 tackles, becoming the first MSU freshman since 1998 to lead the team in total stops and earned MVFC All-Newcomer Team distinctions.

Ingram, who started all 11 games, tallied 77 tackles and finished third on the squad.

In 2012, Onatolu used five different starters in his rotation, including Beisel who led all middle linebackers with 73 stops in 10 games. Redshirt sophomore Christian Hoffmann brought down 41 ball carriers with five starts in an impressive debut campaign.

It was Beisel and Hoffmann who led Onatolu's inside backers again in 2013. Beisel tallied 96 stops while starting 12 games and earned All-MVFC honorable mention honors his junior campaign, while Hoffman earned nine starts with 36 stops. The tandem helped MSU rank among the national leaders in red zone defense, rushing defense, scoring defense and passing defense, while ranking as one of the top defensive units in the MVFC.

A native of Papillion, NE, Onatolu served as an assistant at his alma mater from 2007-10 at the University of Nebraska-Omaha.

As a student-athlete, Onatolu was a standout linebacker at UNO, starting four seasons for the Mavericks, earning All-NCC First Team honors three times and All-America First Team honors in 2004. He was the North Central Conference's Most Valuable Linebacker in 2004 after posting 98 tackles and five interceptions. He was in on 71 tackles as a senior, helping him earn All-America second and third-team honors by different agencies.

Onatolu finished his four-year stint at ONU as the program's No. 2 all-time tackler with 371 total stops. He also tallied 46.5 tackles for loss, 12.5 sacks, seven interceptions and 182 solo tackles in 44 games. He helped the Mavericks to a pair of NCC titles and a 2005 playoff appearance.

After completing his degree in communications, public affairs and community service from UNO in 2006, Onatolu stayed at UNO for two years as a graduate assistant coach, working with the team's linebackers.

Onatolu has a twin brother, Kenny, who has enjoyed a professional career that began with the Edmonton Eskimos in the Canadian Football League and included stints with the Minnesota Vikings and Carolina Panthers. He was also an All-NCC linebacker.

Onatolu and his wife, Jennifer, have a son, Isaiah.

THE ONATOLU FILE

Position: Assistant Coach - Defensive Ends/Special Teams
Alma Mater: Nebraska-Omaha, 2006
Wife: Jennifer
Children: Isaiah

COACHING HISTORY

2021-Present Kansas (Defensive Ends/Special Teams)
2021 Kansas (Analyst)
2018-21 Buffalo (Defensive Ends)
2016-18 Buffalo (Cornerbacks)
2015-16 Buffalo (Player Personnel)
2010-15 Missouri State (Inside Linebackers)
2007-10 Nebraska-Omaha (Assistant Coach)
2006-07 Nebraska-Omaha (Graduate Assistant)



ASSISTANT COACH JIM PANAGOS

Jim Panagos joined Kansas head coach Lance Leipold's staff as the program's new defensive tackles coach on February 1, 2022. Panagos brings more than 20 years of collegiate and NFL coaching experience with him to Lawrence.

Panagos spent the past two seasons at Rutgers, coaching the defensive line. He has also coached the defensive line at Minnesota, Temple and UCF, in addition to spending four seasons with the Minnesota Vikings.

"Coach Panagos is an excellent addition to our coaching staff, and I'm very excited to work with him," Leipold said. "He has a strong reputation as an outstanding recruiter, as well as a track record of developing his players. His experience and philosophies align well with our defensive staff and will benefit our defensive tackles and our defense as a whole."

The 2009 FootballScoop National Defensive Line Coach of the Year and a former Broyles Award nominee, Panagos has coached more than 20 future NFL players during his time as a college coach.

In 2020 at Rutgers, the Scarlet Knights led the Big Ten and ranked 11th nationally in tackles-for-loss per game at 7.8. Three Rutgers defensive linemen earned honorable mention All-Big Ten in Michael Dwumfour, Julius Turner and Mike Tverdov. The Rutgers defense also forced 19 turnovers, which marked the program's most in a season since 2012. This past season, Turner earned honorable mention All-Big Ten honors again as the Rutgers defense totaled 73 tackles-for-loss.

Panagos spent the 2019 season at Minnesota, helping the Gophers to a 10-2 record and a spot in the Outback Bowl. Prior to that, the veteran defensive line coach spent two seasons at Temple, first as the defensive line coach and the second as the assistant head coach/run game coordinator. In 2018, Panagos helped the Temple defense rank among the top three nationally in defensive touchdowns, forced turnovers and fumble recoveries. The Owls also ranked second in the American Athletic Conference in total defense, passing defense and three-and-outs.

In 2017, Panagos earned a nomination for the Broyles Award, given to the nation's top assistant coach annually. That season,

the Owls recorded 39 sacks and 92 tackles-for-loss, while Sharif Finch (15.5 TFLs, 8.5 sacks) and Jacob Martin (11 TFLs and 8 sacks) had breakout seasons, each earning second-team All-AAC honors.

Panagos spent the 2016 season as a defensive consultant at Pittsburgh. Before that, he had his first stint at Rutgers, leading the defensive line from 2012 to 2015. In his first season, the Rutgers defense finished fourth in scoring defense and 10th in total defense. Additionally, defensive tackle Scott Vallone had a career-high 52 tackles and earned first-team All-Big East honors.

In 2014, Panagos tutored defensive tackle Darius Hamilton and defensive end Kemoko Turay to all-conference honors as Rutgers transitioned to the Big Ten. Turay was a second-round draft pick of the Indianapolis Colts, and just finished his fourth season in the NFL and has 12 career sacks.

Before arriving at Rutgers, Panagos spent five seasons as the defensive line coach at UCF. He helped the program reach three bowl games, including a win in the 2010 Liberty Bowl over Georgia. In his first season at UCF in 2007, the Knights recorded 39 sacks, which ranked 15th in the country. In 2009, he was named the National Defensive Line Coach of the Year by FootballScoop, while Jarvis Geathers (11) reached double digits in sacks. Also that year, Torell Troup was a second-round pick of the Buffalo Bills.

In 2011, UCF's defense ranked fourth in the country behind Florida State, South Carolina and Alabama.

Before his time in the college ranks, Panagos spent four seasons with the Minnesota Vikings as an assistant defensive line coach and defensive and offensive quality control.

He got his start in the coaching profession as a defensive line assistant at Maryland in 1993, where he graduated with a degree in criminal justice.

Panagos, a native of East Islip, N.Y., has a wife, Maureen, a daughter, Olivia, and two sons, Jack and Hayden.




THE PANAGOS FILE

Position: Assistant Coach - Defensive Tackles
Alma Mater: Maryland, 1993
Wife: Maureen
Children: Olivia, Jack and Hayden

COACHING HISTORY

2022-Present Kansas (Defensive Tackles)
2020-21 Rutgers (Defensive Line)
2019 Minnesota (Defensive Line)
2017-18 Temple
 (Asst. Head Coach/Defensive Line/Run Game Coord.)
2016 Pittsburgh (Defensive Consultant)
2012-15 Rutgers (Defensive Line)
2007-11 UCF (Defensive Line)
2002-05 Minnesota Vikings
 (Asst. Defensive Line/Asst. Special Teams/Defensive Quality Control)
1994-97 C.R. James HS - Florida (Assistant Coach)
1993 Maryland (Defensive Line)



ASSISTANT COACH JORDAN PETERSON

Jordan Peterson serves as an assistant coach, working with the defensive backs under head coach Lance Leipold.

Peterson joined Kansas' staff on January 11, 2020, working the safeties. Over his 10-year coaching career, Peterson has coached in five bowl games, including an appearance in the 2011 Cotton Bowl.

In his first season in Lawrence, Peterson coached Kansas' Kenny Logan Jr., to a standout season, where the sophomore snagged a team-high two interceptions and 58 tackles. Logan was a game-changer for the KU secondary, recording four pass breakups, one forced fumble and one sack.

Peterson arrived at Kansas after serving as the defensive coordinator/safeties coach at New Mexico in 2019, where he oversaw the entire defense and held all duties associated with mentoring the Lobos' safeties. Peterson was hired to coach the New Mexico safeties in 2017, before being promoted to defensive coordinator and safeties coach in 2019.

In his first two seasons at New Mexico, Peterson guided the safeties unit to lead the team in tackles, with Jake Rothschilder and Stanley Barnwell Jr., recording 76 tackles in 2018.

Prior to his time at New Mexico, Peterson coached at Fresno State for five seasons, from 2012-16, helping the Bulldogs to three consecutive bowl games and a 2014 Mountain West Championship game appearance and a 2013 Mountain West title. He served a variety of positions with Fresno State, coaching both the secondary and outside linebackers. He also has served as recruiting coordinator and a special teams coach.

Peterson excelled in his role of secondary coach at Fresno State, coaching that position in 2012 when Fresno State went 9-4 and ranked second nationally in pass defense and fourth in pass efficiency defense. He also mentored safety Phillip Thomas to Mountain

West Defensive Player of the Year honors in 2012.

Peterson got his start in coaching as a graduate assistant coach at Texas A&M in 2010 and 2011. That followed a four-year playing career with the Aggies, where he made 81 tackles and broke up 15 passes. He also forced two fumbles, recovered one fumble and picked off four passes. He returned one of those passes 48 yards for a touchdown against New Mexico. He was a two-time All-Big 12 Academic First Team selection, and he was a CoSIDA Academic All-Region selection in 2008.

Peterson received his bachelor's degree in sport management from Texas A&M in 2009 along with his master's in education curriculum and instruction in 2010. He graduated from Lexington High School in Central Texas, where he earned first-team all-state honors as a defensive back and honorable mention honors as a quarterback his senior year. He was named Texas Prep Xtra Central Texas MVP.

He and his wife Missy have three daughters, Ellie, Emery and Everly.

THE PETERSON FILE

Position: Assistant Coach - Defensive Backs
Alma Mater: Texas A&M
Wife: Missy
Children: Ellie, Emery, Everly

COACHING HISTORY

2022-Present Kansas (Defensive Backs)
2021 Kansas (Analyst)
2020-21 Kansas (Safeties)
2019 New Mexico (Defensive Coordinator)
2017-19 New Mexico (Safeties)
2012-16 Fresno State (Secondary/Outside Linebackers)
2010-11 Texas A&M (Graduate Assistant)



ASSISTANT COACH TERRENCE SAMUEL

Terrence Samuel joined the Kansas football staff under head coach Lance Leipold as the program's new wide receivers coach in December of 2021. Samuel comes to Lawrence with 24 years of college football coaching experience.

The Houston native most recently served as the wide receivers coach at Syracuse, and has also spent time at Michigan State, UNLV, Central Michigan, Arizona, North Dakota State, Southeast Missouri State and Nebraska-Omaha, where he worked alongside Leipold.

"We are very excited to add Coach Samuel to our staff, as he has a proven track record of success and player development on and off the field," Leipold said. "Scott Fuchs and I have both worked with Terrence before, and I'm confident this will continue to help build our program alignment. He is a relentless recruiter, who works very hard at building relationships with the players in his position room."

This past season at Syracuse, Samuel oversaw a young Syracuse receivers room, whose top three pass catchers were all freshmen or sophomores. The team's leading receiver, redshirt freshman Courtney Jackson, had his best game in his final game, catching eight passes for 92 yards and two touchdowns.

Samuel spent the 2020 season at UNLV, where the Rebels played just six games due to the COVID-19 pandemic. In that one season, receiver Kyle Williams set the program record with 5.8 receptions per game and went on to earn freshman All-America honors and was named the Mountain West Freshman of the Year.

Prior to his one season at UNLV, Samuel spent nine seasons at Michigan State. During his time with the Spartans, Samuel mentored two Big 10 Receivers of the Year in Tony Lippett (2014) and Aaron Burbridge (2015), while his receivers garnered All-Big Ten recognition eight times. Samuel also helped produce five NFL draft picks and another six players who made active NFL rosters.

Lippett and Burbridge were both first-team all-conference selections while B.J. Cunningham, R.J. Shelton and Felton Davis III all earned second-team honors under Samuel's tutelage.

Cunningham, Lippett and Burbridge were all draft picks as was Keshawn Martin (2012) and Keith Mumphrey (2015). In addition, Bennie Fowler played six seasons in the NFL as an undrafted free agent.

Samuel was a part of eight bowl teams during his nine seasons with Michigan State. The Spartans earned trips to two New Year's Six bowls (Rose Bowl and Cotton Bowl) and a trip to the College Football Playoff in 2015, in addition to an Outback Bowl appearance and a Holiday Bowl appearance, among others.

Before spending nearly a decade at Michigan State, Samuel spent the 2010 season at Central Michigan. During that season with the Chippewas, wide receiver Cody Wilson recorded just the sixth 1,000-yard season in program history, tallying 83 receptions for 1,137 yards.

Samuel spent two seasons at North Dakota State from 2008-09, prior to his time at Central Michigan. In 2007, Samuel served as the offensive coordinator at Nebraska-Omaha, where he took over for Leipold, who served in that role for the previous three seasons. During that 2007 season, the Mavericks won a conference championship and posted a 10-1 record.

Samuel's time at Nebraska-Omaha in 2007 was his third time on staff there as he also served as the defensive backs coach in 2003 and 2004 and the outside linebackers coach and special teams coordinator in 2005. Leipold was on staff for two of those seasons on the other side of the ball. Samuel was also a graduate assistant there from 1998-2000, in addition to serving as a graduate assistant at Arizona in 2001 and 2002.

Samuel is a 1995 graduate of Purdue, where he was a four-year letter winner for the Boilermakers. He was awarded the 1994 Kiwanis Citizenship Award, which is presented to a Purdue player who excels most in the combined roles of player, student and community volunteer.

He has a wife, Jaclyn, a daughter, Brooklyn and a son, Draven.

THE SAMUEL FILE

Position: Assistant Coach - Wide Receivers
Alma Mater: Purdue, 1995
Wife: Jaclyn
Children: Brooklyn and Draven

COACHING HISTORY

2021-Present Kansas (Wide Receivers)
2021 Syracuse (Wide Receivers)
2020 UNLV (Passing Game Coord./Wide Receivers)
2011-19 Michigan State (Wide Receivers/Defensive Backs)
2010 Central Michigan (Wide Receivers)
2008-09 North Dakota State (Wide Receivers)
2007 Nebraska-Omaha (Offensive Coord./Running Backs)
2006 Southeast Missouri State (Wide Receivers)
2003-05 Nebraska-Omaha (Defensive Backs/Outside Linebackers/Special Teams)
2001-02 Arizona (Graduate Assistant)
1998-2000 Nebraska-Omaha (Graduate Assistant)



THE SIMPSON FILE

Position: Assistant Coach - Linebackers
Alma Mater: Wisconsin-Whitewater, 1998
Wife: Nicole
Children: Jarryn, Riley and Noah

COACHING HISTORY

2021-Present Kansas (Linebackers)
2015-21 Buffalo (Linebackers/Co-Defensive Coord.)
2014 Eastern Michigan (Linebackers)
2010-13 Grand Valley State (Linebackers)
2008-10 Nebraska-Omaha (Assistant Coach)
2003-07 Wisconsin-Whitewater (Assistant Coach)
2002 Wisconsin-Platteville (Assistant Coach)
2001 Loras College (Graduate Assistant)
1999-2000 Waunakee HS (Wisc.) (Assistant Coach)

ASSISTANT COACH CHRIS SIMPSON

Chris Simpson joined Lance Leipold's staff at Kansas in May 2021. He coaches linebackers for the Jayhawks.

Simpson came to Kansas from Buffalo where he was on Leipold's staff for six seasons, also coaching linebackers. In 2020, he was promoted to co-defensive coordinator.

Under Simpson, Buffalo linebackers were one of the most consistent units on the team. At least one linebacker has been named All-MAC in each of Simpson's six seasons at Buffalo.

In 2020, Buffalo middle linebacker James Patterson was a first-team All-MAC selection after leading the team in tackles and captaining a UB squad that led the MAC in total defense.

In 2019, outside linebacker Kadofi Wright was an All-MAC Third Team selection. Middle linebacker Matt Otwinowski was named Academic All-MAC for the third time in 2019. The Bulls defense finished the season ranked seventh nationally in total defense and fourth nationally in rushing defense. Simpson helped develop Khalil Hodge, arguably the best middle linebacker to ever play at Buffalo. In only three seasons, Hodge recorded 421 tackles, the third-highest total in school history.

In 2018, three of the team's four leading tacklers were linebackers, including Hodge (144), James Patterson (77) and Jordan Collier (56).

In 2017, Hodge had one of the finest seasons by a linebacker in school history. The junior middle linebacker had an FBS-era record 154 tackles on the year to lead the MAC and rank second in the nation. Hodge was named All-MAC First Team for his efforts.

In 2016, for the second-straight season, Simpson's linebackers were the top three leading tacklers on the team. Hodge had a huge season for the Bulls, finishing with 123 tackles, the eighth most in school history for a single season and the second most in Buffalo's FBS era.

In 2015, Simpson's first season, the top three tacklers on the team were linebackers and for the first time since 2008, the Bulls had two different players with more than 100 tackles as Nick Gilbo finished with 113 and Brandon Berry had 104. Berry was named All-MAC Second Team and Okezie Alozie was named third-team all-league.

Prior to Buffalo, Simpson was the outside linebackers coach at Eastern Michigan in 2014.

Before his stop at EMU, Simpson spent the previous four seasons as linebackers coach at Grand Valley State in in Allendale, Mich.. Grand Valley posted a 39-11 record and four Division II playoff victories. Simpson also tutored six All-Great Lakes Intercollegiate Athletic Conference (GLIAC) performers during that span.

Grand Valley closed the 2013 football campaign ranked third in the final American Football Coaches Association poll. The Lakers advanced to the NCAA DII National Semifinals for the eighth time after knocking off undefeated and No. 3 ranked Colorado State University-Pueblo.

Senior linebacker Jordan Kaufman received second team All-GLIAC honors after leading the squad in tackles with 87, while also recording eight tackles for loss, a fumble recovery and returning a blocked field goal 56 yards for a score. Also earning honorable mention league honors for GVSU were senior linebackers Charles Hill and Luther Ware.

His 2011 linebacking unit was a key component in a Laker defense that ended the year among the GLIAC leaders. GVSU led the league in tackles for loss (93) and sacks (36), while ranking second in scoring defense (20.2). GVSU limited opponents to 15.5 points per game in its last five games that season.

Simpson's linebacking unit helped the Laker defense rank nationally in several categories, including the top 20 in tackles for loss and sacks in 2010. Ware and Justin Victor earned All-GLIAC accolades during the 2010 campaign.

Simpson arrived at GVSU following a two-year stint at the University of Nebraska-Omaha, where he coached the defensive line. The Mavericks were 14-9 with one appearance in the NCAA DII playoffs during his time on the staff.

Simpson spent five years at Division III national power Wisconsin-Whitewater where he was an assistant coach in charge of the linebackers. UWW was 42-3 his final three seasons with three-straight NCAA DIII National Championship game appearances and three Wisconsin Intercollegiate Athletic Conference crowns. The Warhawks claimed the 2007 National Championship in Leipold's first year at the school.

In addition, Simpson coached two years (1999-2000) at Waunakee (Wis.) High School, one year (2001) at Loras College in Dubuque, Iowa, as a graduate assistant and one year (2002) at Wisconsin-Platteville. In the summer of 2006, Simpson was selected as a participant at the NCAA Men's Football Coaches Academy.

He also has received an NFL Minority Coaching Internship on six occasions, from the Green Bay Packers for defensive line and special teams in the summer of 2006, in 2007 with the Dallas Cowboys, in 2008 with the Carolina Panthers, in 2009 with the Minnesota Vikings and Cleveland Browns and in 2013 with the Detroit Lions.

Simpson graduated with a bachelor's degree from Wisconsin-Whitewater in physical education in 1998. He earned his master's in curriculum and instruction in 2004.

Simpson and his wife, Nicole, have three children: Jarryn, Riley and Noah.



ASSISTANT COACH JONATHAN WALLACE

joined the Kansas coaching staff in February of 2020, and currently serves as the KU running backs coach. Wallace came to Lawrence after spending the 2019 season coaching the tight ends at Air Force and the 2018 season on the staff at Bethel.

In his first season in Lawrence, Wallace oversaw the Kansas rushing unit, which consisted of Pooka Williams Jr., and Velton Gardner and freshmen Daniel Hishaw Jr., and Amauri Pesek-Hickson. As true freshmen, Hishaw and Pesek-Hickson combined for more than 400 yards rushing and two touchdowns on just over 90 carries.

Wallace spent the 2019 campaign at Air Force, helping lead the Falcons to an 11-2 overall mark and a win over Washington State in the Cheez-It Bowl. Air Force posted a 7-1 record in the Mountain West, a school record for conference wins, and finished the year in the Top 25 national rankings for the first time since 1998. Wallace's tight ends were instrumental in blocking for the FBS' second-ranked rushing offense, while the Falcons led the nation in fewest sacks allowed.

Wallace joined the Academy from Bethel, where he was wide receivers coach and director of football operations in 2018, he led the Wildcats to a 10-1 overall record and a conference championship.

Wallace was an offensive graduate assistant coach at Auburn from 2016-17 working with quarterbacks and wide receivers during the 2017 season. He helped the Tigers to a pair of bowl games and Southeastern Conference championship game appearance in his two seasons on the staff.

Wallace lettered as a quarterback at Auburn from 2012-14 and wide receiver in 2015 during his playing career. He started at quarterback the final four games of his freshman season and set an Auburn record for quarterback efficiency (139.60) Wallace also helped Auburn to the SEC title in 2013 and was part of the national championship run when Auburn finished the season 12-1. He was selected as a team captain in 2015 and earned the Unsung Hero Award. In addition, he was a selected as a member of the All-State Good Works team.

A native of Phenix City, Alabama, Wallace helped lead Central High School to a 12-2 record and the 6A AHSAA semifinals as a senior. He graduated from Auburn with a bachelor's in physical education in 2015 and a master's in adult education in 2017. He is married to Ashley Koter, a former Auburn soccer student-athlete and former member of the Mexico national soccer team.

THE WALLACE FILE

Position: Assistant Coach - Running Backs
Alma Mater: Auburn, 2015
Wife: Ashley
Children: J.J.

COACHING HISTORY

2020-Present Kansas (Running Backs)
2019 Air Force (Assistant Coach)
2018 Bethel College
 (Assistant Coach/Director of Operations)
2016-17 Auburn (Graduate Assistant)



ASSISTANT COACH JIM ZEBROWSKI

Jim Zebrowski brings a wealth of NCAA coaching experience with him to his first season as the quarterbacks coach at Kansas. A coaching veteran in the Big Ten and Mid-American Conference, Zebrowski brings 29 years of experience to the Jayhawks, including four seasons at Buffalo as the quarterbacks coach and co-offensive coordinator. He is well known for developing young quarterbacks within the programs he works for.

Prior to his time at Buffalo, Zebrowski was the quarterbacks coach at Minnesota from 2011-15 and helped lead the Gophers to three-straight bowl games. To touch on his development of young quarterbacks, he took Minnesota signal-caller Mitch Leidner from running the scout team to accounting for 2,250 yards and 21 touchdowns in 2014. Leidner had 10 rushing touchdowns, tying the school record for a quarterback.

He helped lead the Gophers to the Meineke Car Care Bowl in 2012, the Texas Bowl in 2013 and the Citrus Bowl in 2014.

Prior to coaching at Minnesota, Zebrowski was the quarterbacks coach at Northern Illinois in 2010. He tutored All-MAC quarterback Chandler Harnish, an NFL draft pick of the Indianapolis Colts. He also laid the foundation for Harnish's backup Jordan Lynch who was an All-American and a Heisman Trophy finalist in 2013. Featuring a high-powered offense that averaged over 35 points per game, Zebrowski helped lead the Huskies to the 2010 MAC Championship game and a win over Fresno State in the Humanitarian Bowl.

This is the third time Zebrowski will serve under Leipold. The first was when he was the offensive coordinator and quarterbacks coach at Wisconsin-Whitewater from 2007-09. Over his tenure, the Warhawks went 42-3 and advanced to the Division III title game every year, winning it twice. Zebrowski was named the Wisconsin Football Coaches Association Assistant Coach of the Year and the FootballScoop.com Division III Coordinator of the Year in 2009. Most recently, Zebrowski served on Leipold's staff at Buffalo from 2017-2020.

In 2004, he became the head coach at Lakeland University and led the Muskies to a 28-12 record over four seasons. He led Lakeland to a pair of Illini-Badger Conference championships and advanced to the Division III playoffs for the first time in school history.

Zebrowski and his wife, Heather, who was named Female Athlete of the Year during her volleyball playing days at Southern Illinois, have two children, Zachary and Laurn. His son, Zach, is a quarterback at Southern Illinois.

THE ZEBROWSKI FILE

Position:	Assistant Coach - Quarterbacks
Alma Mater:	Mount Union, 1991
Wife:	Heather
Children:	Zachary and Lauren

COACHING HISTORY

2021-Present	Kansas (Quarterbacks)
2017-20	Buffalo (Quarterbacks)
2016	Hamline (Assistant Head Coach)
2011-15	Minnesota (Quarterbacks)
2010	Northern Illinois (Quarterbacks)
2007-09	Wisconsin-Whitewater (Assistant Coach)
2003-06	Lakeland College (Head Coach)
1997-99	Southern Illinois (Assistant Coach)
1994-96	Berea HS (Ohio) (Assistant Coach)
1991-93	Preble Shawnee HS (Ohio) (Assistant Coach)

In 2020, Zebrowski helped Buffalo quarterback Kyle Vantrease develop into a solid starting quarterback for the Bulls. In a season that was dominated by the run game, Vantrease was still able to shine after he threw for 353 yards and four touchdowns against Miami (OH) and 365 yards and a score against Ball State in the MAC Championship game. He became the first UB quarterback since 2014 to throw for 350+ yards twice in the same season under Zebrowski's guidance.

In 2019, Zebrowski led two different young quarterbacks to an eight-win season and helped UB earn the program's first win in a bowl game. Redshirt-freshman Matt Myers began the season as the starter before suffering a season-ending injury in the fifth game. Myers had a standout performance against Penn State, throwing for 245 yards and a touchdown. Redshirt-sophomore Kyle Vantrease started the final eight games of the season and threw for 1,193 yards and eight touchdowns and ran for six additional touchdowns.

Under Zebrowski's guidance in 2018, quarterback Tyree Jackson became the first player in school history to be named Mid-American Conference Offensive Player of the Year and the first quarterback in school history to be named All-MAC. He threw for 3,131 yards and 28 touchdowns – both were second in school history for a single season.

During his first season at Buffalo in 2017, Zebrowski made an immediate impact with the Bulls. Despite an injury-riddled season that saw the Bulls have to start three different quarterbacks, Buffalo still led the MAC and set a school record with 3,490 passing yards on the year. Jackson threw for 2,096 yards and 14 touchdowns in eight games, including three 300-plus yard games. Backup Drew Anderson started against Western Michigan and threw for a school- and conference-record 597 yards and seven touchdowns.



DIRECTOR OF SPORTS PERFORMANCE MATT GILDERSLEEVE

Matt Gildersleeve joined the Kansas football staff in May 2021 as the head football strength and conditioning coach. In his role, Gildersleeve oversees Kansas football's strength and conditioning staff.

Gildersleeve came to Kansas after two seasons at Buffalo where he oversaw UB football's strength program, nutrition program and fueling station. In his two seasons at Buffalo, the Bulls went 14-6, and in 2019 defeated Charlotte, 31-9, for the school's first-ever bowl game victory. In the 2020 pandemic-shortened season, Buffalo went 6-1, finished first in the MAC East and ended ranked No. 25 in the Associated Press and Coaches' polls.

Prior to Buffalo, Gildersleeve spent seven seasons at Akron where he was the director of football strength and conditioning and nutrition specialist for the Zips. He was promoted to the director title in the spring of 2016 after serving as the head coach of football strength and conditioning for two seasons. Under his direction, Akron won the 2017 MAC East Division title.

Gildersleeve earned a bachelor's degree in exercise science from Mount Union in 2012. The Dean's List student was a four-year letterwinner at tight end for Mount Union and was part of four Ohio Athletic Conference championships and the 2008 national championship.

A native of Phoenix, Arizona, Gildersleeve earned a master's degree in sport science and coaching principles from Akron in 2014. He worked as a graduate assistant at Akron until he was named the assistant director of football strength and conditioning in January 2014. Gildersleeve was promoted to head coach of football strength and conditioning in May 2016.

Gildersleeve is certified by the National Strength and Conditioning Association and is Precision Nutrition Level I certified.

He is married to Ana Martin-Sacristan, a former Academic All-MAC long jumper and runner from Akron. They have a daughter, Mia.

COACHING SUPPORT STAFF



STEPHEN MATOS
SENIOR ANALYST - OFFENSE



BILL QUEISERT
SENIOR ANALYST - OFFENSE



OSCAR RODRIGUEZ
ANALYST - DEFENSE



MARK DELEONE
SENIOR ANALYST - DEFENSE




SHANE TOUB
QUALITY CONTROL - DEFENSE



JAMES PRICE
GRADUATE ASSISTANT - OFFENSE



CHRIS LABIDOU
GRADUATE ASSISTANT - OFFENSE



BRIAN STOLDT
GRADUATE ASSISTANT - DEFENSE



DARRIAN WILSON
GRADUATE ASSISTANT - DEFENSE

2022 ROSTER

NUMERICAL ROSTER

No.	Name	Pos.	Ht.	Wt.	Yr.	Hometown (High School/Previous School)
1	Kenny Logan Jr.	S	6'0"	210	Sr.	St. Augustine, Fla. (Menendez HS)
2	Lawrence Arnold	WR	6'3"	200	R-So.	DeSoto, Texas (DeSoto HS)
2	Cobee Bryant	CB	6'0"	170	So.	Evergreen, Ala. (Hillcrest HS)
3	Tanaka Scott Jr.	WR	6'4"	205	R-Fr.	Mobile, Ala. (Murphy HS)
3	Ra'Mello Dotson	CB	6'1"	186	R-So.	Daytona Beach, Fla. (Mainland HS)
4	Marvin Grant	S	6'2"	205	R-Jr.	Detroit, Mich. (Martin Luther King HS/Purdue)
4	Devin Neal	RB	5'11"	210	So.	Lawrence, Kan. (Lawrence HS)
5	OJ Burroughs	S	5'10"	185	So.	Savannah, Ga. (IMG Academy)
5	Douglas Emilien	WR	6'1"	190	R-So.	Ft. Lauderdale, Fla. (American Heritage/Minnesota)
6	Taiwan Berryhill Jr.	LB	6'2"	225	Jr.	New Orleans, La. (St. Augustine HS)
6	Jalon Daniels	QB	6'0"	215	Jr.	Lawndale, Calif. (Lawndale HS)
7	Trevor Wilson	WR	5'11"	195	R-Jr.	Tallahassee, Fla. (Amos P. Godby HS/Bufalo)
7	Lorenzo McCaskill	LB	6'0"	220	S-Sr.	Detroit, Mich. (Southfield A&T/Louisiana)
8	Ky Thomas	RB	5'11"	200	R-So.	Topeka, Kan. (Topeka HS/Minnesota)
8	Kwinton Lassiter	CB	5'11"	185	R-Jr.	Lawrence, Kan. (Lawrence Free State HS)
9	Jason Bean	QB	6'3"	200	RS-Sr.	Mansfield, Texas (Lake Ridge HS/North Texas)
10	Jayson Gilliom	S	6'2"	210	So.	Suwanee, Ga. (North Gwinnett HS)
11	Luke Grimm	WR	6'0"	190	Jr.	Raymore, Mo. (Raymore-Peculiar HS)
11	Eddie Wilson	DL	6'4"	315	S-Sr.	Jersey City, N.J. (Milford Academy/Bufalo)
12	Torry Locklin	RB	6'2"	210	R-Jr.	Rockdale, Texas (Rockdale HS)
13	Jordan Preston	QB	5'10"	200	R-Jr.	Lawrence, Kan. (Mill Valley HS)
14	Kai Kunz	QB	6'2"	200	Fr.	Wichita, Kan. (Andover Central HS)
14	Jalen Dye	S	6'0"	185	So.	San Diego, Calif. (Cathedral Catholic HS/Palomar College)
15	Craig Young	LB	6'3"	225	R-Jr.	Fort Wayne, Ind. (Wayne HS/Ohio State)
15	Ethan Vasko	QB	6'4"	200	Fr.	Chesapeake, Va. (Oscar F. Smith HS)
16	Ben Easters	QB	6'3"	215 lbs	R-Fr.	Brownsburg, Ind. (Brownsburg HS)
18	Kalon Gervin	CB	5'11"	195	R-Jr.	Detroit, Mich. (Cass Tech HS/Michigan St.)
18	Jack Jackson	QB	6'3"	195	Fr.	Dallas, Texas (Highland Park High School)
19	Tristian Fletcher	LB	6'0"	225	So.	Cypress, Texas (Cy Ridge HS/Trinity Valley CC)
20	Donovan Gaines	LB	5'10"	213	R-So.	Moore, Okla. (Southmoore HS)
20	Daniel Hishaw Jr.	RB	5'10"	215	R-So.	Moore, Okla. (Moore HS)
22	Brian Dilworth	CB	5'11"	180	Fr.	Hollywood, Fla. (Chaminade-Madonna Prep)
23	Mason Ellis	S	6'2"	195	Fr.	Mulvane, Kan. (Mulvane HS)
24	Reis Vernon	P	6'2"	210	Jr.	Bixby, Okla. (Bixby HS)
25	Kaleb Purdy	S	5'11"	180	Fr.	St. Peters, Mo. (DeSmet Jesuit HS)
26	Jack Codwell	RB	6'0"	226	R-So.	Pearland, Texas (IMG Academy)
26	Krishawn Brown	LB	6'1"	226	R-So.	Tulsa, Okla. (Booker T. Washington HS)
27	Kenrick Osei-Bonsu	S	6'3"	190	Fr.	Olathe, Kan. (Olathe North HS)
28	Sevion Morrison	RB	6'0"	212	R-So.	Tulsa, Okla. (Edison HS/Nebraska)
29	Jaden Robinson	CB	6'0"	185	R-Fr.	Grand Prairie, Texas (South Grand Prairie HS)
29	Reese Thomas	WR	5'10"	175	So.	Lansing, Kansas (Lansing HS)
30	Rich Miller	LB	6'1"	225	Sr.	Detroit, Mich. (Martin Luther King HS/Bufalo)
31	Landon Nelson	S	5'11"	187	R-Fr.	Maui, Hawai'i (Valley HS)
31	Grant Glasgow	K	6'1"	195	Fr.	Lawrence, Kan. (Lawrence HS)
32	Dylan Downing	LB	6'1"	235	R-Jr.	Kansas City, Kan. (Bishop Miege HS)
32	Tylan Alejos	RB	5'9"	200	Fr.	Topeka, Kan. (Topeka HS)
33	Spencer Roe	FB	6'3"	260	RS-Sr.	Lawrence, Kan. (Lawrence Free State HS)
33	D'Marion Alexander	DE	6'5"	245	R-Fr.	China Spring, Texas (China Spring HS)
34	Owen Piepergerdes	K	6'5"	250	R-Fr.	Kansas City, Mo. (Rockhurst HS)
34	Alex Raich	LB	6'3"	200	R-Jr.	Chur, Switzerland (Quader Schulhaus/Golden West College)
35	Zion DeBose	DE	6'2"	250	S-Sr.	Salisbury, N.C. (North Rowan HS/Virginia Tech)
36	Ben Hanson	S	6'0"	175	Jr.	Shawnee, Kan. (Mill Valley HS)
36	DeAndre Thomas Jr.	RB	5'8"	188	R-Fr.	Blue Springs, Mo. (Blue Springs HS)
37	Grayden Addison	P	5'11"	220	R-Fr.	Noblesville, Ind. (Noblesville HS)
37	Hayden Hatcher	DE	6'3"	245	RS-Sr.	Council Bluffs, Iowa (Lewis Central HS)
38	Ty Farrington	LB	5'11"	215	Fr.	Overland Park, Kan. (Blue Valley North HS)
39	Cole Mondl	LB	5'10"	215	R-Fr.	Lawrence, Kan. (Lawrence HS)
40	Tabor Allen	K	6'1"	195	Jr.	Mansfield, Texas (Mansfield Lakeridge HS)
41	Ben Coates	LB	6'0"	210	R-So.	Overland Park, Kan. (Blue Valley West HS)
43	Max Dowling	TE	6'6"	245	Fr.	Buffalo, New York (Canisius HS)
43	Andrew Russell	S	6'2"	205	S-Sr.	Victor, N.Y. (Victor HS/Michigan)
44	Cornell Wheeler	LB	6'0"	220	R-So.	West Bloomfield, Mich. (West Bloomfield HS/Michigan)
45	Trevor Kardell	TE	6'5"	252	R-So.	Lee's Summit, Mo. (Lee's Summit West HS)
45	Dean Miller	DE	6'5"	200	So.	Los Angeles, Calif. (Cathedral HS/College of Canyons)
46	Davion Westmoreland	DL	6'3"	260	Jr.	Griffin, Ga. (Griffin HS/Hutchinson CC)
47	Jared Casey	TE	6'0"	255	R-So.	Plainville, Kan. (Plainville HS)

ALPHABETICAL ROSTER

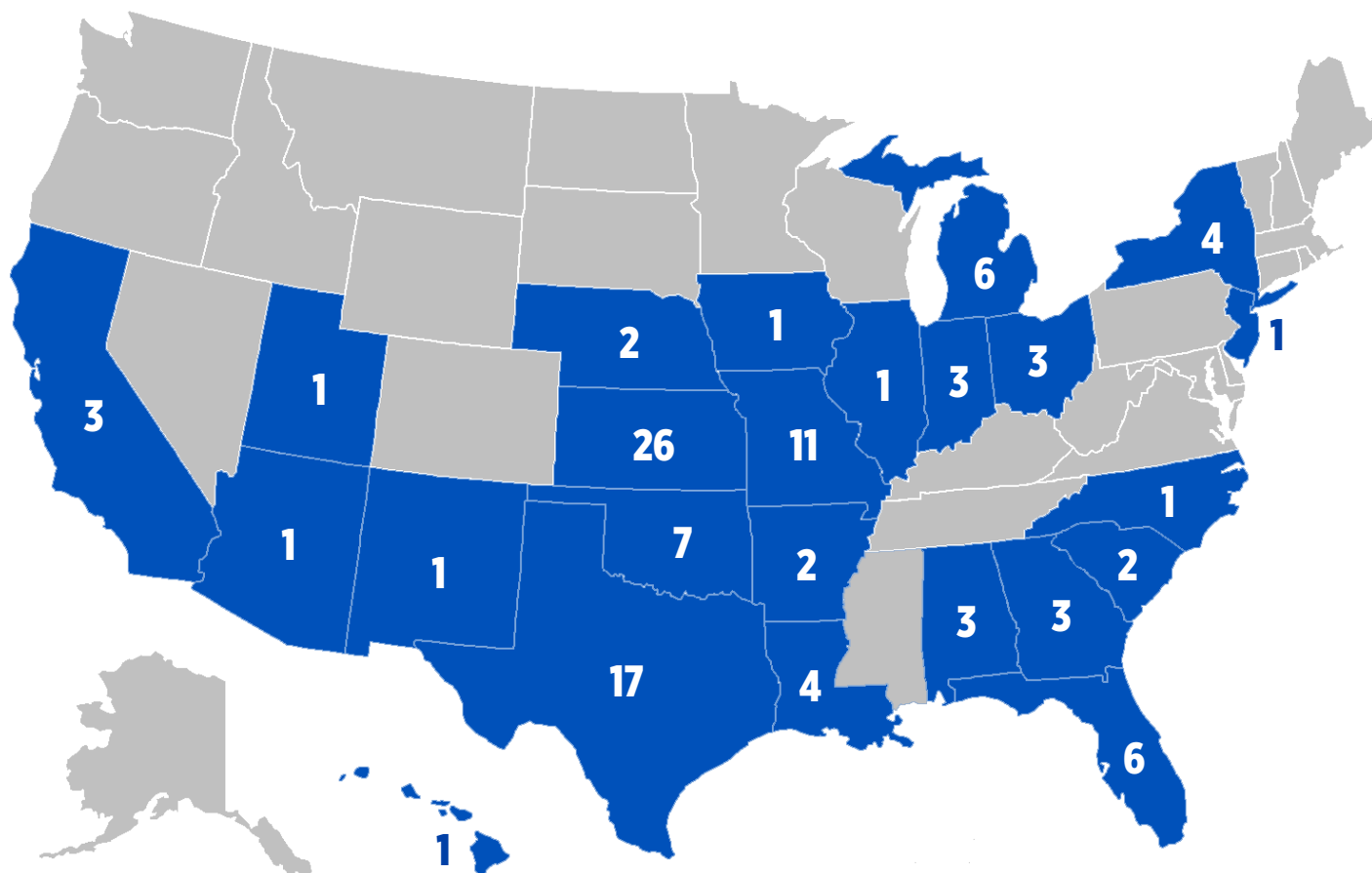
A		
Grayden Addison	P	37
D'Marion Alexander	DE	33
Tabor Allen	K	40
Jelani Arnold	DL	91
Lawrence Arnold	WR	2
B		
Kobe Barnes	OL	70
Jason Bean	QB	9
Taiwan Berryhill Jr.	LB	6
Jacob Borcila	K	83
Earl Bostick Jr.	OL	68
Krishawn Brown	LB	26
Jacobee Bryant	CB	2
OJ Burroughs	S	5
Sam Burt	DL	93
C		
Bryce Cabeldue	OL	77
Kenean Caldwell	DL	77
Jared Casey	TE	47
Jack Codwell	RB	26
Mac Copeland	TE	86
D		
Jalon Daniels	QB	6
Zion DeBose	DE	35
Dre Doiron	OL	73
Ra'Mello Dotson	CB	3
Dylan Downing	LB	32
Emory Duggar	LS	51
Tommy Dunn Jr.	DL	92
E		
Ben Easters	QB	16
Jake Eisenhauer	OL	63
F		
Mason Fairchild	TE	89
Michael Ford Jr.	OL	54
Tristian Fletcher	LB	19
G		
Donovan Gaines	LB	20
Kalon Gervin	CB	18
Jayson Gilliom	S	10
Nolan Gorczca	OL	59
Luke Grimm	WR	11
H		
Ben Hanson	S	36
Hayden Hatcher	DE	37
Daniel Hishaw Jr.	RB	20
Luke Hosford	LS	60
Will Huggins	TE	87
J		
Jack Johnson	QB	18
K		
Trevor Kardell	TE	45
Hank Kelly	OL	57
Griffin Koch	WR	82
Joe Krause	OL	69
L		
Kwinton Lassiter	CB	8
Malcolm Lee	DL	99
Torry Locklin	RB	12
Kenny Logan Jr.	S	1
M		
Lorenzo McCaskill	LB	7
Ronald McGee	DL	95

No.	Name	Pos.	Ht.	Wt.	Yr.	Hometown (High School/Previous School)
47	Lonnie Phelps	DE	6'3"	245	R-Jr.	Cincinnati, Ohio (Mt. Healthy HS/Miami OH)
49	Mack Moeller	TE	6'3"	233	R-Fr.	Mission, Kan. (Bishop Miege HS)
50	Mike Novitsky	OL	6'5"	300	RS-Sr.	Victor, N.Y. (Victor HS/Bufalo)
51	Emory Duggar	LS	6'2"	228	R-So.	Baton Rouge, La. (Catholic HS)
52	D.J. Withers	DL	6'4"	292	R-Fr.	Little Rock, Ark. (Joe T. Robinson HS)
53	Caleb Taylor	DL	6'4"	300	R-So.	St. Louis, Mo. (Staley HS)
54	Michael Ford Jr.	OL	6'3"	300	R-So.	Homewood, Ill. (Homewood-Flossmoor HS/Bufalo)
55	Ar'maj Reed-Adams	OL	6'5"	310	R-So.	DeSoto, Texas (DeSoto HS)
56	Parker Williams	DE	6'4"	235	Fr.	Kansas City, Mo. (Rockhurst HS)
57	Hank Kelly	OL	6'4"	297	R-Fr.	Fayetteville, Ark. (Fayetteville HS)
58	Kael Farkes	OL	6'3"	280	Fr.	Lenexa, Kan. (Shawnee Mission Northwest HS)
59	Nolan Gorczyca	OL	6'6"	311	R-Fr.	Omaha, Neb. (Roncalli Catholic HS/Bufalo)
60	Luke Hosford	LS	6'2"	225	R-Jr.	Cuyahoga Falls, Ohio (Woodridge HS)
61	Patrick Wallace	OL	6'4"	315	Fr.	Houston, Texas (St. Thomas HS)
63	Jake Eisenhauer	OL	6'1"	300	R-Fr.	Salina, Kan. (Salina Central HS)
67	Dominick Puni	OL	6'5"	315	RS-Sr.	St. Charles, Mo. (Francis Howell Central HS/Central Mo.)
68	Earl Bostick Jr.	OL	6'6"	310	S-Sr.	Barnwell, S.C. (Barnwell HS)
69	Joe Krause	OL	6'3"	300	R-So.	Prairie Village, Kan. (Shawnee Mission East HS)
70	Kobe Baynes	OL	6'4"	297	R-So.	Jacksonville, Fla. (Sandalwood HS/Louisville)
71	James Livingston	OL	6'7"	290	Fr.	Dexter, Mich. (Dexter HS)
72	Danny Robinson	OL	6'5"	301	R-So.	Overland Park, Kan. (Blue Valley Northwest HS)
73	Dre Doiron	OL	6'4"	295	R-So.	London, Ontario (Catholic Central/Bufalo)
74	De'Kedrick Sterns	OL	6'4"	308	R-Fr.	Austin, Texas (Del Valle HS)
75	Jackson Satterwhite	OL	6'5"	302	R-So.	Miami, Okla. (Miami HS)
77	Bryce Cabeldue	OL	6'6"	305	R-So.	Clovis, N.M. (Clovis HS)
78	Joey Baker	OL	6'4"	275	Fr.	Southlake, Texas (Southlake Carroll HS)
80	Cole Rhoden	WR	6'2"	180	Fr.	Platte City, Mo. (Platte City HS)
81	Quinton Conley	WR	6'6"	205	Fr.	Kansas City, Mo. (The Pembroke Hill School)
82	Griffin Koch	WR	6'2"	170	Fr.	New Canaan, Conn. (IMG Academy)
83	Jacob Borcila	K	6'2"	210	R-Jr.	Westerville, Ohio (Westerville Central HS)
83	Quentin Skinner	WR	6'5"	190	R-So.	Claremore, Okla. (Claremore HS)
84	Kevin Terry	WR	6'1"	195	R-Jr.	Little Elm, Texas (Little Elm HS/Texas Tech)
85	Kelan Robinson	WR	6'2"	207	R-Fr.	Grand Prairie, Texas (South Grand Prairie HS)
86	Mac Copeland	TE	6'4"	260	RS-Sr.	Wichita, Kan. (Wichita Collegiate HS)
87	Will Huggins	TE	6'7"	255	R-So.	Lenexa, Kan. (Shawnee Mission South HS)
88	Tevita Noa	TE	6'4"	256	Jr.	Salt Lake City, Utah (Highland HS/Snow College)
89	Mason Fairchild	TE	6'5"	261	Sr.	Andale, Kan. (Andale HS)
90	Jereme Robinson	DE	6'3"	255	Jr.	Montgomery, Ala. (Carver HS)
91	Jelani Arnold	DL	6'2"	275	S-Sr.	Irving, Texas (MacArthur HS)
92	Tommy Dunn Jr.	DL	6'3"	310	R-Fr.	Garland, Texas (Naaman Forest HS)
93	Sam Burt	DL	6'4"	295	S-Sr.	Abilene, Kan. (Abilene HS)
94	Andon Carpenter	DL	6'2"	270	Fr.	Derby, Kan. (Derby HS)
95	Ronald McGee	DL	6'3"	290	S-Sr.	Sumter, S.C. (Sumter HS/Bufalo)
96	Cole Petrus	DE	6'4"	236	R-Fr.	St. Louis, Mo. (Vianney HS)
97	Kenean Caldwell	DL	6'3"	315	Jr.	Oak Grove, La. (Oak Grove HS)
98	Caleb Sampson	DL	6'3"	305	S-Sr.	Saint Rose, La. (Northlake Christian HS/Coahoma CC)
99	Malcolm Lee	DE	6'5"	255	S-Sr.	Omaha, Neb. (Bellevue West HS/Iowa Western)

Rich Miller	LB	30
Mack Moeller	TE	49
Cole Mond	LB	39
Sevion Morrison	RB	28
N		
Devin Neal	RB	4
Landon Nelson	S	31
Tevita Noa	TE	88
Mike Novitsky	C	50
P		
Cole Petrus	DE	96
Lonnie Phelps	DE	47
Owen Piepergerdes	K	34
Jordan Preston	QB	13
R		
Alex Raich	LB	34
Ar'maj Reed-Adams	OL	55
Danny Robinson	OL	72
Jaden Robinson	CB	29
Jereme Robinson	DL	90
Kelan Robinson	WR	85
Spencer Roe	FB	33
S		
Caleb Sampson	DL	98
Jackson Satterwhite	OL	75
Tanaka Scott	WR	3
Quentin Skinner	WR	83
De'Kedrick Sterns	OL	74
T		
Caleb Taylor	DL	53
Kevin Terry	WR	84
DeAndre Thomas Jr.	RB	36
Reese Thomas	WR	29
V		
Ethan Vasko	QB	15
Reis Vernon	P	24
W		
Patrick Wallace	OL	61
Cornell Wheeler	LB	44
Eddie Wilson	DL	11
Trevor Wilson	WR	7
DJ Withers	DL	52
Y		
Craig Young	LB	15

PRONUNCIATION GUIDE

70	Kobe Baynes	Coe-bee	50	Mike Novitsky	Nuh-vit-skee
6	Taiwan Berryhill Jr.	Tie-wan	96	Cole Petrus	Pee-truss
83	Jacob Borcila	Bor-chill-uh	34	Owen Piepergerdes	Pee-per-ger-des
68	Earl Bostick Jr.	Boh-stick	67	Dominick Puni	Poo-knee
97	Kenean Caldwell	Keenen	55	Ar'maj Reed-Adams	Ar-mah-jay
77	Bryce Cabeldue	Cable-Due	90	Jereme Robinson	Jeremy
94	Andon Carpenter	An-den	3	Tanaka Scott	Tah-nah-kuh
35	Zion DeBose	Zie-on De-Bose	74	De'Kedrick Sterns	Dee-ked-rick
51	Emory Duggar	Dug-er	46	Davion Westmoreland	Day-vee-on
73	Dre Doiron	Door-ee-en			
5	Douglas Emilien	Eee-Million			
18	Kalon Gervin	Kay-len Gerv-in			
10	Jayson Gilliom	Gill-ee-um			
59	Nolan Gorczyca	Gor-sik-uh			
20	Daniel Hlshaw Jr.	High-shaw			
28	Sevion Morrison	Seh-vee-on			
88	Tevita Noa	Tuh-vee-ta No-uh			



ALABAMA (3)

Cobee Bryant Evergreen
Tanaka Scott Mobile
Jeremie Robinson Montgomery

ARKANSAS (2)

Hank Kelly Fayetteville
D.J. Withers Little Rock

ARIZONA (1)

Kwinton Lassiter Chandler

CALIFORNIA (3)

Jalon Daniels Lawndale
Dean Miller Los Angeles
Jalen Dye San Diego

CONNECTICUT (1)

Griffin Koch New Caanan

FLORIDA (6)

Mello Dotson Daytona Beach
Douglas Emilien Fort Lauderdale
Brian Dillworth Hollywood
Kobe Baynes Jacksonville
Kenny Logan Jr. St. Augustine
Trevor Wilson Tallahassee

GEORGIA (3)

Davion Westmoreland Griffin
O.J. Burroughs Savannah
Jayson Gilliom Suwanee

HAWAII (1)

Landon Nelson Maui

ILLINOIS (1)

Michael Ford Jr. Homewood

INDIANA (3)

Ben Easters Brownsburg
Craig Young Fort Wayne
Grayden Addison Noblesville

IOWA (1)

Hayden Hatcher Council Bluffs

KANSAS (26)

Sam Burt Abilene
Mason Fairchild Andale
Andon Carpenter Derby
Dylan Downing Kansas City
Reece Thomas Lansing
Grant Glasgow Lawrence
Cole Mondl Lawrence
Devin Neal Lawrence
Jordan Preston Lawrence
Spencer Roe Lawrence

Kael Farkes Lenexa
Will Huggins Lenexa
Mack Moeller Mission
Mason Ellis Mulvane
Kenrick Osei-Bonsu Olathe
Ben Coates Overland Park
Ty Farrington Overland Park
Danny Robinson Overland Park
Jared Casey Plainville
Joe Krause Prairie Village
Jake Eisenhauer Salina
Ben Hanson Shawnee
Tylan Alejos Topeka
Ky Thomas Topeka
Mac Copeland Wichita
Kai Kunz Wichita

LOUISIANA (4)

Emory Duggar Baton Rouge
Taiwan Berryhill Jr. New Orleans
Kenean Caldwell Oak Grove
Caleb Sampson Saint Rose

MICHIGAN (6)

Kalon Gervin Detroit
Marvin Grant Detroit
Lorenzo McCaskill Detroit
Rich Miller Detroit
James Livingston Dexter
Cornell Wheeler West Bloomfield

MISSOURI (11)

DeAndre Thomas Jr. Blue Springs
Quinton Conley Kansas City
Owen Piepergerdes Kansas City
Parker Williams Kansas City
Trevor Kardell Lee's Summit
Cole Rhoden Platte City
Luke Grimm Raymore
Dominick Puni St. Charles
Cole Petrus St. Louis
Caleb Taylor St. Louis
Kaleb Purdy St. Peters

NEBRASKA (2)

Nolan Gorczyca Omaha
Malcolm Lee Omaha

NEW JERSEY (1)

Eddie Wilson Jersey City

NEW MEXICO (1)

Bryce Cabeldue Clovis

NEW YORK (3)

Max Dowling Buffalo
Mike Novitsky Victor
Andrew Russell Victor

NORTH CAROLINA (1)

Zion DeBose Salisbury

OHIO (3)

Lonnie Phelps Cincinnati
Luke Hosford Cuyahoga Falls
Jacob Borcila Westerville

OKLAHOMA (7)

Reis Vernon Bixby
Quentin Skinner Claremore
Jackson Satterwhite Miami
Donovan Gaines Moore
Daniel Hishaw Jr. Moore
Krishawn Brown Tulsa
Sevion Morrison Tulsa

SOUTH CAROLINA (2)

Earl Bostick Jr. Barnwell
Ronald McGee Sumter

TEXAS (17)

De'Kedrick Sterns Austin
D'Marion Alexander China Spring
Tristian Fletcher Cyprus
Jack Jackson Dallas
Lawrence Arnold DeSoto
Ar'maj Reed-Adams DeSoto
Tommy Dunn Jr. Garland
Jaden Robinson Grand Prairie
Kelani Robinson Grand Prairie
Patrick Wallace Houston
Jelani Arnold Irving
Kevin Terry Little Elm
Tabor Allen Mansfield
Jason Bean Mansfield
Jack Codwell Pearland
Torry Locklin Rockdale
Joey Baker Southlake

UTAH (1)

Tevita Noa Salt Lake City

VIRGINIA (1)

Ethan Vasco Chesapeake

INTERNATIONAL (2)

Dre Doiron Canada (Ontario)
Alex Raich Switzerland

GAME 13 DEPTH CHART

Depth chart compiled by the Kansas football athletics communications office.

OFFENSE

LT	68	Earl Bostick Jr. (6-6, 310, SSr.-3L)
	73	Dre Doiron (6-4, 295, RS-So.-TR)
LG	67	Dominick Puni (6-5, 315, RS-Sr.-TR)
	59	Nolan Gorczyca (6-6, 311, RS-Fr.-TR)
C	50	Mike Novitsky (6-5, 296, RS-Jr.-1L)
	69	Joe Krause (6-3, 300, RS-So.-1L)
RG	54	Michael Ford Jr. (6-3, 300, RS-So.-1L)
	55	Ar'maj Reed-Adams (6-5, 310, RS-So.-)
RT	77	Bryce Cabeldue (6-6, 305, RS-So.-2L)
	70	Kobe Baynes (6-4, 297, RS-So.-TR)
TE	89	Mason Fairchild (6-5, 261, Sr.-3L)
	47	Jared Casey (6-0, 245, RS-So., 1L)
OR	45	Trevor Kardell (6-3, 252, RS-So.-1L)
RB	4	Devin Neal (5-11, 210, So.-1L)
	8	Ky Thomas (5-11, 200, RS-So.-TR)
OR	28	Sevion Morrison (6-0, 212, RS-So.-TR)
QB	6	Jalon Daniels (6-0, 215, Jr.- 2L)
	9	Jason Bean (6-3, 200, RS-Sr.-1L)
SLOT	11	Luke Grimm (6-0, 190, Jr.-2L)
	5	Douglas Emilien (6-1, 190, RS-So.-TR)
X	2	Lawrence Arnold (6-3, 200, RS-So.-1L)
	3	Tanaka Scott (6-5, 205, RS-Fr., RS)
Z	83	Quentin Skinner (6-5, 190, RS-So.-1L)
	84	Kevin Terry (6-1, 195, RS-Jr.-TR)

DEFENSE

























DE	47	Lonnie Phelps (6-3, 245, RS-Jr.-TR)
	37	Hayden Hatcher (6-3, 245, RS-Sr.-2L)
DT	93	Sam Burt (6-4, 295, SSr.-3L)
	11	Eddie Wilson (6-4, 315, SSr.-1L)
DT	98	Caleb Sampson (6-3, 292, Sr.-2L)
	53	Caleb Taylor (6-4, 300, RS-So.-1L)
OR	52	D.J. Withers (6-4, 292, RS-Fr.-SQ)
DE	99	Malcolm Lee (6-5, 255, SSr.-3L)
	90	Jereme Robinson (6-3, 255, Jr.-2L)
LB	15	Craig Young (6-3, 225, RS-Jr.-TR)
	20	Donovan Gaines (5-10, 213, RS-So.-RS)
OR	6	Taiwan Berryhill Jr. (6-2, 225, Jr.-2L)
LB	30	Rich Miller (6-1, 225, Sr.-1L)
	44	Cornell Wheeler (6-0, 220, RS-Fr.-)
OR	32	Dylan Downing (6-1, 235, RS-Jr.-)
LB	6	Taiwan Berryhill Jr. (6-2, 225, Jr.-2L)
	7	Lorenzo McCaskill (6-0, 220, SSr.-2L)
CB	2	Cobee Bryant (6-0, 170, So.-1L)
	18	Kalon Gervin (5-11, 195, RS-Jr.-TR)
S	5	O.J. Burroughs (5-10, 185, So.-1L)
OR	4	Marvin Grant (6-2, 205, RS-Jr.-TR)
S	1	Kenny Logan Jr. (6-0, 210, Sr.-3L)
	14	Jalen Dye (6-0, 185, So., TR)
CB	3	Mello Dotson (6-1, 186, RS-So.-1L)
	22	Brian Dilworth (5-11, 180, Fr.-HS)

SPECIAL TEAMS

KO	40	Tabor Allen (6-1, 195, Jr.-2L)
	34	Owen Piepergerdes (6-6, 260, RS-Fr.-RS)
PK	34	Owen Piepergerdes (6-6, 260, RS-Fr.-RS)
	40	Tabor Allen (6-1, 195, Jr.-2L)
P	24	Reis Vernon (6-2, 210, Jr.-2L)
	37	Grayden Addison (5-11, 220, RS-Fr.-SQ)
LS	51	Emory Duggar (6-2, 228, RS-So.-SQ)
	60	Luke Hosford (6-2, 225, RS-Jr.-1L)

PR	5	O.J. Burroughs (5-10, 185, So.-1L)
	4	Devin Neal (5-11, 210, So.-1L)
KR	1	Kenny Logan Jr. (6-0, 205, Sr.-2L)
	11	Luke Grimm (6-0, 190, Jr.-2L)
HOLD	24	Reis Vernon (6-2, 210, Jr.-1L)
	37	Grayden Addison (5-11, 220, RS-Fr.-SQ)

LT		68 EARL BOSTICK JR. 6-6, 310, S-Sr., 3L	<ul style="list-style-type: none">All-Big 12 Honorable Mention. Has been a mainstay on the KU offensive line, starting all 12 games at left tackle so far this season, helping a unit that surrendered just 8 sacks in 11 games. Entered the 2022 season as a Phil Steele Preseason All-Big 12 Second Team member and Athlon Sports Fourth Team Preseason All-Big 12.	<table><tr><th>Year</th><th>GP/GS</th></tr><tr><td>2022</td><td>12/12</td></tr><tr><td>Career</td><td>58/34</td></tr></table>	Year	GP/GS	2022	12/12	Career	58/34												
	Year	GP/GS																				
2022	12/12																					
Career	58/34																					
	73 DEONDRE DOIRON 6-4, 295, RS-So., TR	<ul style="list-style-type: none">Transferred to Kansas from Buffalo, where he started at right tackle in 10 games for the Bulls in 2021, appearing in all 12. Helped pave the way for a unit that averaged 195 rushing yards per game.	<table><tr><th>Year</th><th>GP/GS</th></tr><tr><td>2022</td><td>3/0</td></tr><tr><td>Career</td><td>3/0</td></tr></table>	Year	GP/GS	2022	3/0	Career	3/0													
Year	GP/GS																					
2022	3/0																					
Career	3/0																					
LG		67 DOMINICK PUNI 6-5, 315, RS-Sr., TR	<ul style="list-style-type: none">Has started in all 12 games at guard so far this season. Transferred to Kansas from Central Missouri, where he started all 13 games at left tackle in 2019. Earned honorable mention all-conference honors in 2019.	<table><tr><th>Year</th><th>GP/GS</th></tr><tr><td>2022</td><td>12/12</td></tr><tr><td>Career</td><td>12/12</td></tr></table>	Year	GP/GS	2022	12/12	Career	12/12												
	Year	GP/GS																				
2022	12/12																					
Career	12/12																					
	59 NOLAN GORCZYCA 6-6, 311, RS-Fr., TR	<ul style="list-style-type: none">Transferred to Kansas from Buffalo, where he redshirted as a freshman. Saw action in four games in his first year at Buffalo, preserving the redshirt status. Was a three-year starter and team captain in high school at Roncalli Catholic.	<table><tr><th>Year</th><th>GP/GS</th></tr><tr><td>2022</td><td>1/0</td></tr><tr><td>Career</td><td>1/0</td></tr></table>	Year	GP/GS	2022	1/0	Career	1/0													
Year	GP/GS																					
2022	1/0																					
Career	1/0																					
C		50 MIKE NOVITSKY 6-5, 296, RS-Jr., 1L	<ul style="list-style-type: none">Second Team All-Big 12 Selection. Has started all 24 games in his Jayhawk career at center, including all 12 this season. Entered the season on the Rimington Trophy Preseason Watch List. Started all 12 games at center for the Jayhawks in 2021, and did not commit a penalty or allow a sack in 799 snaps in 2021. Transferred to Kansas from Buffalo, where he started 20 games for the Bulls.	<table><tr><th>Year</th><th>GP/GS</th></tr><tr><td>2022</td><td>12/12</td></tr><tr><td>Career</td><td>24/24</td></tr></table>	Year	GP/GS	2022	12/12	Career	24/24												
	Year	GP/GS																				
2022	12/12																					
Career	24/24																					
	69 JOE KRAUSE 6-4, 300, RS-So., 1L	<ul style="list-style-type: none">Has seen action in two games on the offensive line in his career, both during the 2020 season.Was an eight time letterwinner at Shawnee Mission East high school. Was a two-time Sunflower League Champion and three-time District Champion.	<table><tr><th>Year</th><th>GP/GS</th></tr><tr><td>2022</td><td>0/0</td></tr><tr><td>Career</td><td>2/0</td></tr></table>	Year	GP/GS	2022	0/0	Career	2/0													
Year	GP/GS																					
2022	0/0																					
Career	2/0																					
RG		54 MICHAEL FORD JR. 6-3, 300, RS-So., 1L	<ul style="list-style-type: none">Has started all 12 games this season at guard. Started at right guard in 11 of 12 games for the Jayhawks in 2021. Made his first-career start at Coastal Carolina and started the last 10 games of the 2021 season. Transferred to Kansas from Buffalo, where he redshirted as a freshman.	<table><tr><th>Year</th><th>GP/GS</th></tr><tr><td>2022</td><td>12/12</td></tr><tr><td>Career</td><td>24/23</td></tr></table>	Year	GP/GS	2022	12/12	Career	24/23												
	Year	GP/GS																				
2022	12/12																					
Career	24/23																					
	55 ARMAJ REED-ADAMS 6-5, 310, RS-So.	<ul style="list-style-type: none">Has appeared in all 12 games so far this season, playing mostly at guard. Has appeared in 18 career games, starting three. Made his first-career start against Iowa State in 2020.	<table><tr><th>Year</th><th>GP/GS</th></tr><tr><td>2022</td><td>12/0</td></tr><tr><td>Career</td><td>19/3</td></tr></table>	Year	GP/GS	2022	12/0	Career	19/3													
Year	GP/GS																					
2022	12/0																					
Career	19/3																					
RT		77 BRYCE CABELDUE 6-6, 305, RS-So., 2L	<ul style="list-style-type: none">Has started each of the last 23 games for the Jayhawks, including all 11 in 2022. Was part of an offensive line that allowed just 16 sacks in 12 games, after allowing 43 sacks in nine games in 2020. As a true freshman, played in four of the last five games of the season, earning starts against TCU and Texas Tech.	<table><tr><th>Year</th><th>GP/GS</th></tr><tr><td>2022</td><td>12/11</td></tr><tr><td>Career</td><td>28/26</td></tr></table>	Year	GP/GS	2022	12/11	Career	28/26												
	Year	GP/GS																				
2022	12/11																					
Career	28/26																					
	70 KOBE BAYNES 6-4, 297, RS-So., TR	<ul style="list-style-type: none">Transferred to Kansas from Louisville, where he spent the 2020 and 2021 seasons. Has seen action in three games this season.Played high school football at Sandalwood high school in Jacksonville, where he was the 62nd ranked offensive guard in the stae of Florida and was the 124th overall ranked player in the state.	<table><tr><th>Year</th><th>GP/GS</th></tr><tr><td>2022</td><td>3/0</td></tr><tr><td>Career</td><td>3/0</td></tr></table>	Year	GP/GS	2022	3/0	Career	3/0													
Year	GP/GS																					
2022	3/0																					
Career	3/0																					
TE		89 MASON FAIRCHILD 6-5, 261, Sr., 3L	<ul style="list-style-type: none">All-Big 12 Second Team selection. Is having a career season, catching a career high 29 passes for 363 yards and 5 touchdowns this season.Played in 11 games in 2021, starting nine games at tight end. Caught 13 passes for 128 yards and a touchdown. Started six games in 2020, while playing in nine.	<table><tr><th>Year</th><th>Rec.</th><th>Yds.</th><th>Avg.</th><th>TD</th><th>Long</th></tr><tr><td>2022</td><td>29</td><td>363</td><td>12.5</td><td>5</td><td>48</td></tr><tr><td>Career</td><td>47</td><td>580</td><td>12.3</td><td>6</td><td>48</td></tr></table>	Year	Rec.	Yds.	Avg.	TD	Long	2022	29	363	12.5	5	48	Career	47	580	12.3	6	48
	Year	Rec.	Yds.	Avg.	TD	Long																
	2022	29	363	12.5	5	48																
Career	47	580	12.3	6	48																	
	47 JARED CASEY 6-0, 245, Fr., SQ	<ul style="list-style-type: none">Has a career-high 12 catches for 195 yards and three touchdowns this season.Made the game winning two-point conversion reception to defeat Texas, 57-56, in overtime. Caught his first-career touchdown at TCU and would score another in the season finale against West Virginia. Finished the 2021 season with eight catches, 101 yards and two touchdowns, which all came in the final two games of the season.	<table><tr><th>Year</th><th>Rec.</th><th>Yds.</th><th>Avg.</th><th>TD</th><th>Long</th></tr><tr><td>2022</td><td>16</td><td>218</td><td>13.6</td><td>3</td><td>66</td></tr><tr><td>Career</td><td>24</td><td>319</td><td>13.3</td><td>5</td><td>66</td></tr></table>	Year	Rec.	Yds.	Avg.	TD	Long	2022	16	218	13.6	3	66	Career	24	319	13.3	5	66	
Year	Rec.	Yds.	Avg.	TD	Long																	
2022	16	218	13.6	3	66																	
Career	24	319	13.3	5	66																	
	45 TREVOR KARDELL 6-3, 252, RS-So., 1L	<ul style="list-style-type: none">Has caught five passes for 65 yards and a touchdown this season. Caught his first career touchdown vs. Duke.Saw action in 11 games at tight end for the Jayhawks in 2021, where he had five catches for 86 yards, including a long reception of 44 yards. Made his first-career start at Baylor on September 16, 2021.	<table><tr><th>Year</th><th>Rec.</th><th>Yds.</th><th>Avg.</th><th>TD</th><th>Long</th></tr><tr><td>2022</td><td>5</td><td>65</td><td>13.0</td><td>1</td><td>22</td></tr><tr><td>Career</td><td>10</td><td>151</td><td>15.1</td><td>1</td><td>44</td></tr></table>	Year	Rec.	Yds.	Avg.	TD	Long	2022	5	65	13.0	1	22	Career	10	151	15.1	1	44	
Year	Rec.	Yds.	Avg.	TD	Long																	
2022	5	65	13.0	1	22																	
Career	10	151	15.1	1	44																	
RB		4 DEVIN NEAL 5-11, 210, So., 1L	<ul style="list-style-type: none">All-Big 12 Honorable Mention. Eclipsed 1,000 rushing yards this season vs. Texas, becoming the 17th Jayhawk to rush for 1,000+ yards in a season.Entered the 2022 season on the Doak Walker Preseason Candidate list, Phil Steele Preseason All-Big 12 Third Team and Athlon Sports Preseason All-Big 12 Second Team. Has led KU in rushing in each of his first two years.	<table><tr><th>Year</th><th>Att.</th><th>Yds.</th><th>Avg.</th><th>TD</th><th>Long</th></tr><tr><td>2022</td><td>171</td><td>1,061</td><td>6.2</td><td>9</td><td>80</td></tr><tr><td>Career</td><td>329</td><td>1,768</td><td>5.4</td><td>17</td><td>80</td></tr></table>	Year	Att.	Yds.	Avg.	TD	Long	2022	171	1,061	6.2	9	80	Career	329	1,768	5.4	17	80
	Year	Att.	Yds.	Avg.	TD	Long																
	2022	171	1,061	6.2	9	80																
Career	329	1,768	5.4	17	80																	
	8 KY THOMAS 5-11, 200, RS-So., TR	<ul style="list-style-type: none">Has rushed 43 times for 151 yards and 1 touchdown this season, with his first KU touchdown coming at Oklahoma.Transferred to Kansas following his freshman campaign at Minnesota, where he led the Gophers in rushing attempts (166), rushing yards (826) and tied for the team lead in rushing touchdowns (6). In the Guaranteed Rate Bowl against West Virginia, he carried 21 times for 144 yards and a touchdown, earning Offensive MVP honors.	<table><tr><th>Year</th><th>Att.</th><th>Yds.</th><th>Avg.</th><th>TD</th><th>Long</th></tr><tr><td>2022</td><td>43</td><td>151</td><td>3.5</td><td>1</td><td>40</td></tr><tr><td>Career</td><td>43</td><td>151</td><td>3.5</td><td>1</td><td>40</td></tr></table>	Year	Att.	Yds.	Avg.	TD	Long	2022	43	151	3.5	1	40	Career	43	151	3.5	1	40	
Year	Att.	Yds.	Avg.	TD	Long																	
2022	43	151	3.5	1	40																	
Career	43	151	3.5	1	40																	
	28 SEVION MORRISON 6-0, 212, RS-So., TR	<ul style="list-style-type: none">Has carried 23 times for 165 yards and a touchdown this season. Also performs kick return duties for the Jayhawks.Transferred to Kansas from Nebraska, where he appeared in seven games, rushing 30 times for 116 yards and a touchdown. His Cornhusker debut came against Fordham, rushing nine times for 31 yards and two touchdowns.	<table><tr><th>Year</th><th>Att.</th><th>Yds.</th><th>Avg.</th><th>TD</th><th>Long</th></tr><tr><td>2022</td><td>23</td><td>165</td><td>7.2</td><td>1</td><td>40</td></tr><tr><td>Career</td><td>23</td><td>165</td><td>7.2</td><td>1</td><td>40</td></tr></table>	Year	Att.	Yds.	Avg.	TD	Long	2022	23	165	7.2	1	40	Career	23	165	7.2	1	40	
Year	Att.	Yds.	Avg.	TD	Long																	
2022	23	165	7.2	1	40																	
Career	23	165	7.2	1	40																	
QB		6 JALON DANIELS 6-0, 215, Jr., 2L	<ul style="list-style-type: none">All-Big 12 Second Team selection. Returned to action against Texas, throwing 17-of-26 for 230 yard and two touchdowns. Led Kansas to its first 5-0 start since 2009 before getting injured against TCU.On the season, has thrown for 1,302 yards on 95-of-143 passes for 13 touchdowns.Was the Walter Camp FBS National Player of the Week on Sept. 18 and is a five-time Manning Award Star of the Week and three-time Davey O'Brien Great 8 list honoree this season.	<table><tr><th>Year</th><th>Cmp./Att.</th><th>Pct.</th><th>Yds.</th><th>TD/Int.</th></tr><tr><td>2022</td><td>115/175</td><td>65.7</td><td>1,470</td><td>13/2</td></tr><tr><td>Career</td><td>272/444</td><td>61.3</td><td>3,048</td><td>21/9</td></tr></table>	Year	Cmp./Att.	Pct.	Yds.	TD/Int.	2022	115/175	65.7	1,470	13/2	Career	272/444	61.3	3,048	21/9			
	Year	Cmp./Att.	Pct.	Yds.	TD/Int.																	
	2022	115/175	65.7	1,470	13/2																	
Career	272/444	61.3	3,048	21/9																		
	9 JASON BEAN 6-3, 200, RS-Sr., 1L	<ul style="list-style-type: none">Came in relief of Jalon Daniels against TCU. Threw for eight touchdowns in his first two games. Went on to start the following four games.Has throw for 1,256 yards on 86-of-134 passing this season, resulting in 14 touchdowns. Led Kansas over No. 18 Oklahoma State on Nov. 5, throwing for 203 yards and two touchdowns.	<table><tr><th>Year</th><th>Cmp./Att.</th><th>Pct.</th><th>Yds.</th><th>TD/Int.</th></tr><tr><td>2022</td><td>87/135</td><td>64.4</td><td>1,268</td><td>14/4</td></tr><tr><td>Career</td><td>189/317</td><td>59.5</td><td>2,520</td><td>20/10</td></tr></table>	Year	Cmp./Att.	Pct.	Yds.	TD/Int.	2022	87/135	64.4	1,268	14/4	Career	189/317	59.5	2,520	20/10				
Year	Cmp./Att.	Pct.	Yds.	TD/Int.																		
2022	87/135	64.4	1,268	14/4																		
Career	189/317	59.5	2,520	20/10																		
SL		11 LUKE GRIMM 6-0, 190, Jr., 2L	<ul style="list-style-type: none">Has started at wide receiver in 11 games for the Jayhawks this season, catching 39 passes for 408 yards and five touchdowns. Is one of three Jayhawk receivers with at least five touchdowns this season.Has scored touchdowns in back-to-back games against Texas and Texas Tech.	<table><tr><th>Year</th><th>Rec.</th><th>Yds.</th><th>Avg.</th><th>TD</th><th>Long</th></tr><tr><td>2022</td><td>42</td><td>456</td><td>10.9</td><td>5</td><td>31</td></tr><tr><td>Career</td><td>83</td><td>1,060</td><td>12.8</td><td>10</td><td>40</td></tr></table>	Year	Rec.	Yds.	Avg.	TD	Long	2022	42	456	10.9	5	31	Career	83	1,060	12.8	10	40
	Year	Rec.	Yds.	Avg.	TD	Long																
2022	42	456	10.9	5	31																	
Career	83	1,060	12.8	10	40																	
	5 DOUGLAS EMILIEN 6-1, 190, RS-So., TR	<ul style="list-style-type: none">Transferred to Kansas from Minnesota, following his redshirt freshman campaign. Appeared in two games in 2021 for the Golden Gophers, playing against Colorado and Northwestern. Earned Academic All-Big Ten honors in 2021.	<table><tr><th>Year</th><th>Rec.</th><th>Yds.</th><th>Avg.</th><th>TD</th><th>Long</th></tr><tr><td>2022</td><td>1</td><td>11</td><td>11.0</td><td>0</td><td>11</td></tr><tr><td>Career</td><td>1</td><td>11</td><td>11.0</td><td>0</td><td>11</td></tr></table>	Year	Rec.	Yds.	Avg.	TD	Long	2022	1	11	11.0	0	11	Career	1	11	11.0	0	11	
Year	Rec.	Yds.	Avg.	TD	Long																	
2022	1	11	11.0	0	11																	
Career	1	11	11.0	0	11																	
X		2 LAWRENCE ARNOLD 6-3, 200, RS-So., 1L	<ul style="list-style-type: none">Is Kansas' leading receiver this season with 36 catches for 597 yards and four touchdowns.Started nine games as a redshirt freshman in 2021, recording 27 receptions for 316 yards and three touchdowns.Had his first-career touchdown against South Dakota in the 2021 season-opener, including the game-winning TD reception. Career high of 73 receiving yards came on four receptions against Oklahoma in 2021.	<table><tr><th>Year</th><th>Rec.</th><th>Yds.</th><th>Avg.</th><th>TD</th><th>Long</th></tr><tr><td>2022</td><td>36</td><td>597</td><td>16.6</td><td>4</td><td>60</td></tr><tr><td>Career</td><td>69</td><td>965</td><td>14.0</td><td>7</td><td>60</td></tr></table>	Year	Rec.	Yds.	Avg.	TD	Long	2022	36	597	16.6	4	60	Career	69	965	14.0	7	60
	Year	Rec.	Yds.	Avg.	TD	Long																
2022	36	597	16.6	4	60																	
Career	69	965	14.0	7	60																	
	3 TANAKA SCOTT 6-4, 205, RS-Fr., RS	<ul style="list-style-type: none">Has played in 11 games catching 7 passes for 89 yards, with a long of 52 coming against TCU.Redshirted as a true freshman in 2021, playing in two games.Came to Kansas from Murphy high school in Mobile, where he was rated a three-star recruit.	<table><tr><th>Year</th><th>Rec.</th><th>Yds.</th><th>Avg.</th><th>TD</th><th>Long</th></tr><tr><td>2022</td><td>7</td><td>89</td><td>12.7</td><td>0</td><td>52</td></tr><tr><td>Career</td><td>7</td><td>89</td><td>12.7</td><td>0</td><td>52</td></tr></table>	Year	Rec.	Yds.	Avg.	TD	Long	2022	7	89	12.7	0	52	Career	7	89	12.7	0	52	
Year	Rec.	Yds.	Avg.	TD	Long																	
2022	7	89	12.7	0	52																	
Career	7	89	12.7	0	52																	
Z		83 QUENTIN SKINNER 6-5, 190, RS-So., 1L	<ul style="list-style-type: none">Is having a career year with 25 catches for 436 yards and five touchdowns. He is one of three Jayhawks with five or more receiving touchdowns this season.Played in 11 games as a redshirt freshman, seeing time at wide receiver and extensive time on special teams.	<table><tr><th>Year</th><th>Rec.</th><th>Yds.</th><th>Avg.</th><th>TD</th><th>Long</th></tr><tr><td>2022</td><td>25</td><td>436</td><td>17.4</td><td>5</td><td>56</td></tr><tr><td>Career</td><td>25</td><td>436</td><td>17.4</td><td>5</td><td>56</td></tr></table>	Year	Rec.	Yds.	Avg.	TD	Long	2022	25	436	17.4	5	56	Career	25	436	17.4	5	56
	Year	Rec.	Yds.	Avg.	TD	Long																
2022	25	436	17.4	5	56																	
Career	25	436	17.4	5	56																	
	84 KEVIN TERRY 6-1, 195, RS-Jr., TR	<ul style="list-style-type: none">Missed the 2021 season due to injury. Transferred to Kansas from Texas Tech, where he played in three games for the Red Raiders at wide receiver and special teams. As a redshirt freshman at Texas Tech, he appeared in four games.	<table><tr><th>Year</th><th>Rec.</th><th>Yds.</th><th>Avg.</th><th>TD</th><th>Long</th></tr><tr><td>2022</td><td>6</td><td>51</td><td>8.5</td><td>0</td><td>14</td></tr><tr><td>Career</td><td>6</td><td>51</td><td>8.5</td><td>0</td><td>14</td></tr></table>	Year	Rec.	Yds.	Avg.	TD	Long	2022	6	51	8.5	0	14	Career	6	51	8.5	0	14	
Year	Rec.	Yds.	Avg.	TD	Long																	
2022	6	51	8.5	0	14																	
Career	6	51	8.5	0	14																	

DE		47 LONNIE PHELPS 6-3, 245, RS-Jr., TR	<ul style="list-style-type: none">All-Big 12 Second Team. Leads Kansas with 6.0 sacks and 9.5 tackles-for-loss this season.Named the Big 12 Defensive Player of the Week on Sept. 5, 2022 following season-opener against Tennessee Tech.Transferred to Kansas from Miami (OH) where he was a Second Team All-MAC in 2021 and Third Team All-Mac selection in 2020. Played in 13 games as a true freshman at Miami (OH).	<table><tr><th>Year</th><th>U-A-T</th><th>TFL-Yds.</th><th>Sk-Yds.</th><th>INT</th><th>PD</th><th>FF/R</th></tr><tr><td>2022</td><td>43-11-54</td><td>10.5-48</td><td>7-40</td><td>0</td><td>1</td><td>2/0</td></tr><tr><td>Career</td><td>43-11-54</td><td>10.5-48</td><td>7-40</td><td>0</td><td>1</td><td>2/0</td></tr></table>	Year	U-A-T	TFL-Yds.	Sk-Yds.	INT	PD	FF/R	2022	43-11-54	10.5-48	7-40	0	1	2/0	Career	43-11-54	10.5-48	7-40	0	1	2/0
	Year	U-A-T	TFL-Yds.	Sk-Yds.	INT	PD	FF/R																		
2022	43-11-54	10.5-48	7-40	0	1	2/0																			
Career	43-11-54	10.5-48	7-40	0	1	2/0																			
		37 HAYDEN HATCHER 6-3, 245, RS-Sr., 2L	<ul style="list-style-type: none">Has tallied 18 tackles and 2.0 tackles for loss this season, adding 1.5 sacks and two fumble recoveries.Played in four games in 2021, recording six tackles (four solo, two assisted). Recorded his first-career fumble recovery at Duke in 2021. As a redshirt sophomore, he posted seven tackles and one tackle-for-loss in 2020.	<table><tr><th>Year</th><th>U-A-T</th><th>TFL-Yds.</th><th>Sk-Yds.</th><th>INT</th><th>PD</th><th>FF/R</th></tr><tr><td>2022</td><td>9-9-18</td><td>2.0-5</td><td>0.5-2</td><td>0</td><td>0</td><td>0/2</td></tr><tr><td>Career</td><td>18-13-31</td><td>2.0-5</td><td>0.5-2</td><td>0</td><td>0</td><td>0/3</td></tr></table>	Year	U-A-T	TFL-Yds.	Sk-Yds.	INT	PD	FF/R	2022	9-9-18	2.0-5	0.5-2	0	0	0/2	Career	18-13-31	2.0-5	0.5-2	0	0	0/3
Year	U-A-T	TFL-Yds.	Sk-Yds.	INT	PD	FF/R																			
2022	9-9-18	2.0-5	0.5-2	0	0	0/2																			
Career	18-13-31	2.0-5	0.5-2	0	0	0/3																			
DT		93 SAM BURT 6-4, 295, S-Sr., 3L	<ul style="list-style-type: none">Has started all 12 games on the defensive line for the Jayhawks this season, serving as one of four KU team captains.Kansas' nominee for the prestigious Wuerffel Trophy and William V. Campbell Trophy in 2022. Appeared in four games in a limited redshirt senior season, recording two tackles against Kansas State. Started seven games as a senior in 2020, totaling 15 tackles and 0.5 tackles-for-loss.	<table><tr><th>Year</th><th>U-A-T</th><th>TFL-Yds.</th><th>Sk-Yds.</th><th>INT</th><th>PD</th><th>FF/R</th></tr><tr><td>2022</td><td>11-7-18</td><td>2.0-15</td><td>1.5-12</td><td>0</td><td>0</td><td>0/0</td></tr><tr><td>Career</td><td>36-14-50</td><td>3.5-18</td><td>1.5-12</td><td>0</td><td>0</td><td>0/0</td></tr></table>	Year	U-A-T	TFL-Yds.	Sk-Yds.	INT	PD	FF/R	2022	11-7-18	2.0-15	1.5-12	0	0	0/0	Career	36-14-50	3.5-18	1.5-12	0	0	0/0
	Year	U-A-T	TFL-Yds.	Sk-Yds.	INT	PD	FF/R																		
2022	11-7-18	2.0-15	1.5-12	0	0	0/0																			
Career	36-14-50	3.5-18	1.5-12	0	0	0/0																			
		11 EDDIE WILSON 6-4, 315, S-Sr., 1L	<ul style="list-style-type: none">Saw game action in 11 out of 12 games in 2021, starting the first two of the season. Recorded 12 tackles (six solo, six assisted) during his first season in Lawrence. Transferred to Kansas from Buffalo after his junior season, where he started 23 career games, totaling 63 tackles as a Bull.	<table><tr><th>Year</th><th>U-A-T</th><th>TFL-Yds.</th><th>Sk-Yds.</th><th>INT</th><th>PD</th><th>FF/R</th></tr><tr><td>2022</td><td>9-8-17</td><td>1.5-2</td><td>0-0</td><td>0</td><td>0</td><td>0/0</td></tr><tr><td>Career</td><td>15-14-29</td><td>1.5-2</td><td>0-0</td><td>0</td><td>0</td><td>0/0</td></tr></table>	Year	U-A-T	TFL-Yds.	Sk-Yds.	INT	PD	FF/R	2022	9-8-17	1.5-2	0-0	0	0	0/0	Career	15-14-29	1.5-2	0-0	0	0	0/0
Year	U-A-T	TFL-Yds.	Sk-Yds.	INT	PD	FF/R																			
2022	9-8-17	1.5-2	0-0	0	0	0/0																			
Career	15-14-29	1.5-2	0-0	0	0	0/0																			
DT		98 CALEB SAMPSON 6-3, 292, S-Sr., 2L	<ul style="list-style-type: none">Has started all 12 games at defensive tackle for the Jayhawks this season, recording 3.5 tackles-for-loss and 2.5 sacks.Recorded a career-high two tackles-for-loss against Baylor. Had two sacks in 2019, against West Virginia and TCU.Is Kansas' Big 12 Champion for Life.	<table><tr><th>Year</th><th>U-A-T</th><th>TFL-Yds.</th><th>Sk-Yds.</th><th>INT</th><th>PD</th><th>FF/R</th></tr><tr><td>2022</td><td>13-6-19</td><td>3.5-18</td><td>2.5-17</td><td>0</td><td>1</td><td>0/1</td></tr><tr><td>Career</td><td>48-21-69</td><td>11.0-66</td><td>5.5-45</td><td>0</td><td>5</td><td>1/1</td></tr></table>	Year	U-A-T	TFL-Yds.	Sk-Yds.	INT	PD	FF/R	2022	13-6-19	3.5-18	2.5-17	0	1	0/1	Career	48-21-69	11.0-66	5.5-45	0	5	1/1
	Year	U-A-T	TFL-Yds.	Sk-Yds.	INT	PD	FF/R																		
2022	13-6-19	3.5-18	2.5-17	0	1	0/1																			
Career	48-21-69	11.0-66	5.5-45	0	5	1/1																			
DT		53 CALEB TAYLOR 6-4, 300, RS-So., 1L	<ul style="list-style-type: none">Has seen action in 10 games this season for the Jayhawks, recording nine tackles and 1.0 tackles-for-loss.Saw action in all 12 games for KU in 2021, starting four games. Registered 14 tackles (eight solo, six assisted), including a career-high two tackles-for-loss against South Dakota. Career-high of four tackles came at Duke in 2021. Played in three games as a true freshman, recording three tackles and a forced fumble.	<table><tr><th>Year</th><th>U-A-T</th><th>TFL-Yds.</th><th>Sk-Yds.</th><th>INT</th><th>PD</th><th>FF/R</th></tr><tr><td>2022</td><td>2-7-9</td><td>1.0-1</td><td>0.5-1</td><td>0</td><td>0</td><td>0/0</td></tr><tr><td>Career</td><td>11-15-26</td><td>3.0-6</td><td>0.5-1</td><td>0</td><td>0</td><td>1/0</td></tr></table>	Year	U-A-T	TFL-Yds.	Sk-Yds.	INT	PD	FF/R	2022	2-7-9	1.0-1	0.5-1	0	0	0/0	Career	11-15-26	3.0-6	0.5-1	0	0	1/0
	Year	U-A-T	TFL-Yds.	Sk-Yds.	INT	PD	FF/R																		
2022	2-7-9	1.0-1	0.5-1	0	0	0/0																			
Career	11-15-26	3.0-6	0.5-1	0	0	1/0																			
OR		52 DJ WITHERS 6-4, 292, RS-Fr., SQ	<ul style="list-style-type: none">Has recorded six tackles this season, appearing in all 11 games for the Jayhawks. Recorded his first-career tackle-for-loss against TexasCame to KU as a 247 sports three-star recruit, posting 69 tackles and 13 sacks as a senior. Was a Sports Illustrated All-American candidate and helped the team to a 9-4 record and top-25 state ranking during his senior season.	<table><tr><th>Year</th><th>U-A-T</th><th>TFL-Yds.</th><th>Sk-Yds.</th><th>INT</th><th>PD</th><th>FF/R</th></tr><tr><td>2022</td><td>4-2-6</td><td>1.0-1</td><td>0-0</td><td>0</td><td>0</td><td>0/0</td></tr><tr><td>Career</td><td>4-2-6</td><td>1.0-1</td><td>0-0</td><td>0</td><td>0</td><td>0/0</td></tr></table>	Year	U-A-T	TFL-Yds.	Sk-Yds.	INT	PD	FF/R	2022	4-2-6	1.0-1	0-0	0	0	0/0	Career	4-2-6	1.0-1	0-0	0	0	0/0
	Year	U-A-T	TFL-Yds.	Sk-Yds.	INT	PD	FF/R																		
2022	4-2-6	1.0-1	0-0	0	0	0/0																			
Career	4-2-6	1.0-1	0-0	0	0	0/0																			
DE		99 MALCOLM LEE 6-5, 255, S-Sr., 3L	<ul style="list-style-type: none">Started in 11 games at defensive end in 2021, while playing in all 12. Recorded 23 tackles, 1.5 sacks and 2.5 tackles-for-loss. Had a career-high five tackles against Coastal Carolina in 2019, which included a half sack. Recorded a sack of 20 yards against Kansas State in 2021.	<table><tr><th>Year</th><th>U-A-T</th><th>TFL-Yds.</th><th>Sk-Yds.</th><th>INT</th><th>PD</th><th>FF/R</th></tr><tr><td>2022</td><td>18-9-27</td><td>3.5-14</td><td>1.0-5</td><td>0</td><td>2</td><td>0/0</td></tr><tr><td>Career</td><td>47-27-74</td><td>8.0-36</td><td>3.0-27</td><td>1</td><td>2</td><td>1/0</td></tr></table>	Year	U-A-T	TFL-Yds.	Sk-Yds.	INT	PD	FF/R	2022	18-9-27	3.5-14	1.0-5	0	2	0/0	Career	47-27-74	8.0-36	3.0-27	1	2	1/0
	Year	U-A-T	TFL-Yds.	Sk-Yds.	INT	PD	FF/R																		
2022	18-9-27	3.5-14	1.0-5	0	2	0/0																			
Career	47-27-74	8.0-36	3.0-27	1	2	1/0																			
		90 JEREME ROBINSON 6-3, 255, Jr., 2L	<ul style="list-style-type: none">Has 2.5 sacks this season, including a team-leading two forced fumbles and two fumble recoveries.Played in all 12 games as a sophomore in 2021, making 15 tackles and 3.5 tackles for loss. Had three tackles including a tackle-for-loss in each of the final two games of the season against TCU and West Virginia. As a freshman, played in six games, totaling two tackles against Oklahoma State and TCU.	<table><tr><th>Year</th><th>U-A-T</th><th>TFL-Yds.</th><th>Sk-Yds.</th><th>INT</th><th>PD</th><th>FF/R</th></tr><tr><td>2022</td><td>17-7-24</td><td>5.5-24</td><td>2.5-18</td><td>0</td><td>0</td><td>2/2</td></tr><tr><td>Career</td><td>28-15-43</td><td>10.0-32</td><td>2.5-18</td><td>0</td><td>0</td><td>2/2</td></tr></table>	Year	U-A-T	TFL-Yds.	Sk-Yds.	INT	PD	FF/R	2022	17-7-24	5.5-24	2.5-18	0	0	2/2	Career	28-15-43	10.0-32	2.5-18	0	0	2/2
	Year	U-A-T	TFL-Yds.	Sk-Yds.	INT	PD	FF/R																		
2022	17-7-24	5.5-24	2.5-18	0	0	2/2																			
Career	28-15-43	10.0-32	2.5-18	0	0	2/2																			
		15 CRAIG YOUNG 6-3, 225, RS-Jr., TR	<ul style="list-style-type: none">Is Kansas' third leading tackler this season, tallying 58 tackles while starting all 12 games for the Jayhawks.Transferred to Kansas from Ohio State after his junior season, where he played in 12 games for the Buckeyes with 15 tackles, nine solo. Had a 70-yard interception return for a touchdown against Maryland.	<table><tr><th>Year</th><th>U-A-T</th><th>TFL-Yds.</th><th>Sk-Yds.</th><th>INT</th><th>PD</th><th>FF/R</th></tr><tr><td>2022</td><td>42-16-58</td><td>5.5-26</td><td>4.5-23</td><td>1</td><td>3</td><td>0/0</td></tr><tr><td>Career</td><td>42-16-58</td><td>5.5-26</td><td>4.5-23</td><td>1</td><td>3</td><td>0/0</td></tr></table>	Year	U-A-T	TFL-Yds.	Sk-Yds.	INT	PD	FF/R	2022	42-16-58	5.5-26	4.5-23	1	3	0/0	Career	42-16-58	5.5-26	4.5-23	1	3	0/0
	Year	U-A-T	TFL-Yds.	Sk-Yds.	INT	PD	FF/R																		
2022	42-16-58	5.5-26	4.5-23	1	3	0/0																			
Career	42-16-58	5.5-26	4.5-23	1	3	0/0																			
LB		20 DONOVAN GAINES 5-10, 213, RS-So., RS	<ul style="list-style-type: none">Has recorded three tackles in 11 games played in 2022, primarily seeing time on special teams.Has played in 13 career games as a Jayhawk. Played his high school ball at South Moore in Oklahoma. Cousin, Daniel Hishaw Jr., plays running back for the Jayhawks.	<table><tr><th>Year</th><th>U-A-T</th><th>TFL-Yds.</th><th>Sk-Yds.</th><th>INT</th><th>PD</th><th>FF/R</th></tr><tr><td>2022</td><td>3-0-3</td><td>0-0</td><td>0-0</td><td>0</td><td>0</td><td>0/0</td></tr><tr><td>Career</td><td>3-0-3</td><td>0-0</td><td>0-0</td><td>0</td><td>0</td><td>0/0</td></tr></table>	Year	U-A-T	TFL-Yds.	Sk-Yds.	INT	PD	FF/R	2022	3-0-3	0-0	0-0	0	0	0/0	Career	3-0-3	0-0	0-0	0	0	0/0
	Year	U-A-T	TFL-Yds.	Sk-Yds.	INT	PD	FF/R																		
2022	3-0-3	0-0	0-0	0	0	0/0																			
Career	3-0-3	0-0	0-0	0	0	0/0																			
OR		6 TAIWAN BERRYHILL 6-2, 225, Jr., 2L	<ul style="list-style-type: none">Has started in 11 games at linebacker for the Jayhawks this season, recording 39 tackles and 2.0 sacks.Saw playing time in all 12 of KU's games as a sophomore, while starting the first four games. Recorded 32 tackles (15 solo, 17 assisted) in 2021. Played in the final five games as a true freshman, making his first-career start at Texas Tech.	<table><tr><th>Year</th><th>U-A-T</th><th>TFL-Yds.</th><th>Sk-Yds.</th><th>INT</th><th>PD</th><th>FF/R</th></tr><tr><td>2022</td><td>25-14-39</td><td>5.5-22</td><td>2.0-13</td><td>0</td><td>1</td><td>0/0</td></tr><tr><td>Career</td><td>43-33-76</td><td>5.5-22</td><td>2.0-13</td><td>0</td><td>1</td><td>0/0</td></tr></table>	Year	U-A-T	TFL-Yds.	Sk-Yds.	INT	PD	FF/R	2022	25-14-39	5.5-22	2.0-13	0	1	0/0	Career	43-33-76	5.5-22	2.0-13	0	1	0/0
	Year	U-A-T	TFL-Yds.	Sk-Yds.	INT	PD	FF/R																		
2022	25-14-39	5.5-22	2.0-13	0	1	0/0																			
Career	43-33-76	5.5-22	2.0-13	0	1	0/0																			
		30 RICH MILLER 6-1, 225, Sr, 1L	<ul style="list-style-type: none">Is Kansas' second leading tackler this season with 83 tackles. Recorded his first KU interception vs. Oklahoma State.Played in all 12 games in 2021, starting nine at linebacker. Recorded 79 tackles, 5.0 tackles-for-loss and two sacks. Had a career-high 14 tackles (7 solo, 7 assist) against Duke. Transferred to Kansas from Buffalo following the 2020 season, where he appeared in seven games as a sophomore.	<table><tr><th>Year</th><th>U-A-T</th><th>TFL-Yds.</th><th>Sk-Yds.</th><th>INT</th><th>PD</th><th>FF/R</th></tr><tr><td>2022</td><td>53-30-83</td><td>3.0-13</td><td>1.0-4</td><td>1</td><td>0</td><td>0/0</td></tr><tr><td>Career</td><td>110-52-162</td><td>8.0-22</td><td>3.0-9</td><td>1</td><td>2</td><td>1/1</td></tr></table>	Year	U-A-T	TFL-Yds.	Sk-Yds.	INT	PD	FF/R	2022	53-30-83	3.0-13	1.0-4	1	0	0/0	Career	110-52-162	8.0-22	3.0-9	1	2	1/1
	Year	U-A-T	TFL-Yds.	Sk-Yds.	INT	PD	FF/R																		
2022	53-30-83	3.0-13	1.0-4	1	0	0/0																			
Career	110-52-162	8.0-22	3.0-9	1	2	1/1																			
LB		44 CORNELL WHEELER 6-0, 220, RS-So, RS	<ul style="list-style-type: none">Has seen action in 10 games in 2022, primarily on special teams.Transferred to Kansas following his freshman season at Michigan in 2020. Was a four-year varsity starter in high school at West Bloomfield high school in Michigan, where he helped them to a 10-2 record and state quarterfinal bid as a senior.	<table><tr><th>Year</th><th>U-A-T</th><th>TFL-Yds.</th><th>Sk-Yds.</th><th>INT</th><th>PD</th><th>FF/R</th></tr><tr><td>2022</td><td>--</td><td>--</td><td>--</td><td>--</td><td>--</td><td>--</td></tr><tr><td>Career</td><td>1-0-1</td><td>0-0</td><td>0-0</td><td>0</td><td>0</td><td>0/0</td></tr></table>	Year	U-A-T	TFL-Yds.	Sk-Yds.	INT	PD	FF/R	2022	--	--	--	--	--	--	Career	1-0-1	0-0	0-0	0	0	0/0
	Year	U-A-T	TFL-Yds.	Sk-Yds.	INT	PD	FF/R																		
2022	--	--	--	--	--	--																			
Career	1-0-1	0-0	0-0	0	0	0/0																			
OR		32 DYLAN DOWNING 6-1, 235, RS-Jr., RS	<ul style="list-style-type: none">Has four tackles in 11 games this season, primarily on special teams. Has played in 20 career games as a Jayhawk.Played high school ball at Bishop Miege high school in Kansas, where he helped them to four-straight state championships, where a was a starter all four years. Received the Bobby Bell Award given to the top lineman/linebacker in small class football in the Kansas City metro area	<table><tr><th>Year</th><th>U-A-T</th><th>TFL-Yds.</th><th>Sk-Yds.</th><th>INT</th><th>PD</th><th>FF/R</th></tr><tr><td>2022</td><td>16-4-20</td><td>1-1</td><td>0-0</td><td>1</td><td>1</td><td>0/0</td></tr><tr><td>Career</td><td>16-4-20</td><td>1-1</td><td>0-0</td><td>1</td><td>1</td><td>0/0</td></tr></table>	Year	U-A-T	TFL-Yds.	Sk-Yds.	INT	PD	FF/R	2022	16-4-20	1-1	0-0	1	1	0/0	Career	16-4-20	1-1	0-0	1	1	0/0
	Year	U-A-T	TFL-Yds.	Sk-Yds.	INT	PD	FF/R																		
2022	16-4-20	1-1	0-0	1	1	0/0																			
Career	16-4-20	1-1	0-0	1	1	0/0																			
LB		6 TAIWAN BERRYHILL 6-2, 225, Jr., 2L	<ul style="list-style-type: none">Has started in 11 games at linebacker for the Jayhawks this season, recording 39 tackles and 2.0 sacks.Saw playing time in all 12 of KU's games as a sophomore, while starting the first four games. Recorded 32 tackles (15 solo, 17 assisted) in 2021. Played in the final five games as a true freshman, making his first-career start at Texas Tech.	<table><tr><th>Year</th><th>U-A-T</th><th>TFL-Yds.</th><th>Sk-Yds.</th><th>INT</th><th>PD</th><th>FF/R</th></tr><tr><td>2022</td><td>25-14-39</td><td>5.5-22</td><td>2.0-13</td><td>0</td><td>1</td><td>0/0</td></tr><tr><td>Career</td><td>43-33-76</td><td>5.5-22</td><td>2.0-13</td><td>0</td><td>1</td><td>0/0</td></tr></table>	Year	U-A-T	TFL-Yds.	Sk-Yds.	INT	PD	FF/R	2022	25-14-39	5.5-22	2.0-13	0	1	0/0	Career	43-33-76	5.5-22	2.0-13	0	1	0/0
	Year	U-A-T	TFL-Yds.	Sk-Yds.	INT	PD	FF/R																		
2022	25-14-39	5.5-22	2.0-13	0	1	0/0																			
Career	43-33-76	5.5-22	2.0-13	0	1	0/0																			
		7 LORENZO MCCASKILL 6-0, 220, S-Sr., TR	<ul style="list-style-type: none">Has seen action in all 12 games this season, recording 45 tackles and 1 fumble recovery for the Jayhawks.Transferred to Kansas following his redshirt senior season at Louisiana, where he recorded a team-high 84 tackles in 2021. Was named Second Team All-Sun Belt Conference honors in 2021. As a redshirt junior in 2020, earned Third Team All-Sun Belt Conference honors, totaling 83 tackles in 11 games.	<table><tr><th>Year</th><th>U-A-T</th><th>TFL-Yds.</th><th>Sk-Yds.</th><th>INT</th><th>PD</th><th>FF/R</th></tr><tr><td>2022</td><td>29-16-45</td><td>0.5-1</td><td>0-0</td><td>0</td><td>0</td><td>0/1</td></tr><tr><td>Career</td><td>29-16-45</td><td>0.5-1</td><td>0-0</td><td>0</td><td>0</td><td>0/1</td></tr></table>	Year	U-A-T	TFL-Yds.	Sk-Yds.	INT	PD	FF/R	2022	29-16-45	0.5-1	0-0	0	0	0/1	Career	29-16-45	0.5-1	0-0	0	0	0/1
	Year	U-A-T	TFL-Yds.	Sk-Yds.	INT	PD	FF/R																		
2022	29-16-45	0.5-1	0-0	0	0	0/1																			
Career	29-16-45	0.5-1	0-0	0	0	0/1																			
CB		2 COBEE BRYANT 6-0, 170, So., 1L	<ul style="list-style-type: none">All-Big 12 First Team. Named Big 12 Defensive Player of the Week on Sept. 12 after securing KU's 55-42 overtime win at West Virginia with a pick-6 in overtime. Leads Kansas with three interceptions this season. Scored a special teams touchdown against Tennessee Tech, returning a blocked field goal for a score.Started seven games in 2021, while playing in 11 at cornerback. Tallied 22 tackles and recorded a pair of interceptions. His interception against Texas was the first of his career, which he returned for a touchdown.	<table><tr><th>Year</th><th>U-A-T</th><th>TFL-Yds.</th><th>Sk-Yds.</th><th>INT</th><th>PD</th><th>FF/R</th></tr><tr><td>2022</td><td>28-5-33</td><td>0.5-1</td><td>0-0</td><td>3</td><td>8</td><td>0/0</td></tr><tr><td>Career</td><td>47-8-55</td><td>1.5-1</td><td>0-0</td><td>5</td><td>9</td><td>0/0</td></tr></table>	Year	U-A-T	TFL-Yds.	Sk-Yds.	INT	PD	FF/R	2022	28-5-33	0.5-1	0-0	3	8	0/0	Career	47-8-55	1.5-1	0-0	5	9	0/0
	Year	U-A-T	TFL-Yds.	Sk-Yds.	INT	PD	FF/R																		
2022	28-5-33	0.5-1	0-0	3	8	0/0																			
Career	47-8-55	1.5-1	0-0	5	9	0/0																			
		18 KALON GERVIN 5-11, 195, RS-Jr., TR	<ul style="list-style-type: none">Has 17 tackles and three pass breakups in his first season with the Jayhawks.Transferred to Kansas from Michigan State, where he played in 23 career games and nine career starts. Totaled 44 tackles in his Spartans career with four pass breakups and one fumble recovery for a touchdown. Played in four games in 2021 with three starts and 14 total tackles, and played in six games in 2020, starting all six.	<table><tr><th>Year</th><th>U-A-T</th><th>TFL-Yds.</th><th>Sk-Yds.</th><th>INT</th><th>PD</th><th>FF/R</th></tr><tr><td>2022</td><td>13-4-17</td><td>1.0-1</td><td>0-0</td><td>0</td><td>3</td><td>0/0</td></tr><tr><td>Career</td><td>13-4-17</td><td>1.0-1</td><td>0-0</td><td>0</td><td>3</td><td>0/0</td></tr></table>	Year	U-A-T	TFL-Yds.	Sk-Yds.	INT	PD	FF/R	2022	13-4-17	1.0-1	0-0	0	3	0/0	Career	13-4-17	1.0-1	0-0	0	3	0/0
	Year	U-A-T	TFL-Yds.	Sk-Yds.	INT	PD	FF/R																		
2022	13-4-17	1.0-1	0-0	0	3	0/0																			
Career	13-4-17	1.0-1	0-0	0	3	0/0																			
S		5 OJ BURROUGHS 5-10, 185, So., 1L	<ul style="list-style-type: none">Has started all 12 games at safety this season, recording 40 tackles and 1 interception.Played in all 12 games for the Jayhawks as a true freshman, finishing the season with 26 tackles and an interception at Texas. Recorded two pass breakups and one forced fumble in 2021. Career-high of five tackles came against Baylor.	<table><tr><th>Year</th><th>U-A-T</th><th>TFL-Yds.</th><th>Sk-Yds.</th><th>INT</th><th>PD</th><th>FF/R</th></tr><tr><td>2022</td><td>34-6-40</td><td>0.5-1</td><td>0-0</td><td>1</td><td>3</td><td>1/0</td></tr><tr><td>Career</td><td>54-10-64</td><td>0.5-1</td><td>0-0</td><td>2</td><td>5</td><td>2/0</td></tr></table>	Year	U-A-T	TFL-Yds.	Sk-Yds.	INT	PD	FF/R	2022	34-6-40	0.5-1	0-0	1	3	1/0	Career	54-10-64	0.5-1	0-0	2	5	2/0
	Year	U-A-T	TFL-Yds.	Sk-Yds.	INT	PD	FF/R																		
2022	34-6-40	0.5-1	0-0	1	3	1/0																			
Career	54-10-64	0.5-1	0-0	2	5	2/0																			
OR		4 MARVIN GRANT 6-2, 205, RS-Jr., TR	<ul style="list-style-type: none">Transferred to Kansas from Purdue, where he started all 13 games in the Boilermakers secondary in 2021, recording 75 tackles (52 solo, 23 assisted). Also contributed 2.5 TFLs and 3 passes defended as a RS-Sophomore. Career-high nine tackles came against Ohio State, while at Purdue, in 2021.	<table><tr><th>Year</th><th>U-A-T</th><th>TFL-Yds.</th><th>Sk-Yds.</th><th>INT</th><th>PD</th><th>FF/R</th></tr><tr><td>2022</td><td>32-15-47</td><td>1.5-1</td><td>0-0</td><td>0</td><td>1</td><td>0/0</td></tr><tr><td>Career</td><td>32-15-47</td><td>1.5-1</td><td>0-0</td><td>0</td><td>1</td><td>0/0</td></tr></table>	Year	U-A-T	TFL-Yds.	Sk-Yds.	INT	PD	FF/R	2022	32-15-47	1.5-1	0-0	0	1	0/0	Career	32-15-47	1.5-1	0-0	0	1	0/0
	Year	U-A-T	TFL-Yds.	Sk-Yds.	INT	PD	FF/R																		
2022	32-15-47	1.5-1	0-0	0	1	0/0																			
Career	32-15-47	1.5-1	0-0	0	1	0/0																			
		1 KENNY LOGAN JR. 6-0, 210, Sr., 3L	<ul style="list-style-type: none">All-Big 12 Honorable Mention. Leads Kansas with 96 tackles this season, including 1.5 tackles-for-loss, two interceptions, three pass breakups and a forced fumble and recovery. Has started all 12 games at safety this season.Started 11 games while playing in all 12 as a junior in 2021, recording 113 tackles, six pass breakups and an interception. His 113 tackles were the most by a Jayhawk since 2018.	<table><tr><th>Year</th><th>U-A-T</th><th>TFL-Yds.</th><th>Sk-Yds.</th><th>INT</th><th>PD</th><th>FF/R</th></tr><tr><td>2022</td><td>65-31-96</td><td>1.5-3</td><td>0-0</td><td>2</td><td>3</td><td>1/1</td></tr><tr><td>Career</td><td>195-86-281</td><td>6.5-19</td><td>1.0-6</td><td>5</td><td>12</td><td>4/2</td></tr></table>	Year	U-A-T	TFL-Yds.	Sk-Yds.	INT	PD	FF/R	2022	65-31-96	1.5-3	0-0	2	3	1/1	Career	195-86-281	6.5-19	1.0-6	5	12	4/2
	Year	U-A-T	TFL-Yds.	Sk-Yds.	INT	PD	FF/R																		
2022	65-31-96	1.5-3	0-0	2	3	1/1																			
Career	195-86-281	6.5-19	1.0-6	5	12	4/2																			
S		14 JALEN DYE 6-0, 185, So., TR	<ul style="list-style-type: none">Played in one game this season, against Texas on November 19.Transferred to KU from Palomar College, where he earned First Team All-Conference honors with 52 tackles, four interceptions, four pass breakups and a force fumble.Father, Jermaine, played 14 seasons in the MLB, including five seasons with the Kansas City Royals.	<table><tr><th>Year</th><th>U-A-T</th><th>TFL-Yds.</th><th>Sk-Yds.</th><th>INT</th><th>PD</th><th>FF/R</th></tr><tr><td>2022</td><td>--</td><td>--</td><td>--</td><td>--</td><td>--</td><td>--</td></tr><tr><td>Career</td><td>--</td><td>--</td><td>--</td><td>--</td><td>--</td><td>--</td></tr></table>	Year	U-A-T	TFL-Yds.	Sk-Yds.	INT	PD	FF/R	2022	--	--	--	--	--	--	Career	--	--	--	--	--	--
	Year	U-A-T	TFL-Yds.	Sk-Yds.	INT	PD	FF/R																		
2022	--	--	--	--	--	--																			
Career	--	--	--	--	--	--																			
CB		3 MELLO DOTSON 6-1, 186, RS-So., 1L	<ul style="list-style-type: none">Has started all 12 games at cornerback this season for KU, recording two interceptions and five pass breakups.Started eight games while appearing in all 12 in 2021, recording 24 tackles, one interception, one forced fumble and one fumble recovery. His first-career interception came at Duke, which he returned for 65 yards. Also recorded a career-high four tackles at Duke.	<table><tr><th>Year</th><th>U-A-T</th><th>TFL-Yds.</th><th>Sk-Yds.</th><th>INT</th><th>PD</th><th>FF/R</th></tr><tr><td>2022</td><td>37-13-50</td><td>0-0</td><td>0-0</td><td>2</td><td>5</td><td>0/0</td></tr><tr><td>Career</td><td>59-17-76</td><td>0-0</td><td>0-0</td><td>3</td><td>6</td><td>1/1</td></tr></table>	Year	U-A-T	TFL-Yds.	Sk-Yds.	INT	PD	FF/R	2022	37-13-50	0-0	0-0	2	5	0/0	Career	59-17-76	0-0	0-0	3	6	1/1
	Year	U-A-T	TFL-Yds.	Sk-Yds.	INT	PD	FF/R																		
2022	37-13-50	0-0	0-0	2	5	0/0																			
Career	59-17-76	0-0	0-0	3	6	1/1																			
		22 BRIAN DILWORTH 5-11, 180, Fr., HS	<ul style="list-style-type: none">Saw action in Kansas' regular season finale against Kansas State on November 26.Was rated as a three star by Rivals and 247 Sports out of Chaminade-Madonna Prep, where he is a three-sport athlete between football, volleyball and basketball. He was named a Miami Herald 5A-Ind first-team selection in 2020 after helping Chaminade-Madonna reach the 3A championship	<table><tr><th>Year</th><th>U-A-T</th><th>TFL-Yds.</th><th>Sk-Yds.</th><th>INT</th><th>PD</th><th>FF/R</th></tr><tr><td>2022</td><td>1-1-2</td><td>0-0</td><td>0-0</td><td>0</td><td>0</td><td>0/0</td></tr><tr><td>Career</td><td>9-1-10</td><td>0-0</td><td>0-0</td><td>0</td><td>2</td><td>0/0</td></tr></table>	Year	U-A-T	TFL-Yds.	Sk-Yds.	INT	PD	FF/R	2022	1-1-2	0-0	0-0	0	0	0/0	Career	9-1-10	0-0	0-0	0	2	0/0
	Year	U-A-T	TFL-Yds.	Sk-Yds.	INT	PD	FF/R																		
2022	1-1-2	0-0	0-0	0	0	0/0																			
Career	9-1-10	0-0	0-0	0	2	0/0																			



CAREER STARTS AT KANSAS

OFFENSE					Starts By Year				
PLAYER	POS.	YR.	STREAK	TOTAL	2022	2021	2020	2019	2018
Earl Bostick Jr.	OL	S-Sr.	28	31	12	12	7	0	0
Mason Fairchild	TE	Jr.	8	28	11	9	6	2	--
Bryce Cabeldue	OL	RS-So.	26	26	12	12	2	--	--
Mike Novitsky	OL	RS-Sr.	24	24	12	12	--	--	--
Michael Ford Jr.	OL	RS-So.	23	23	12	11	--	--	--
Lawrence Arnold	WR	RS-So.	21	22	12	9	1	--	--
Devin Neal	RB	So.	--	19	11	8	--	--	--
Luke Grimm	WR	Jr.	4	18	10	6	2	--	--
Jalon Daniels	QB	Jr.	2	17	8	3	6	--	--
Jason Bean	QB	RS-Sr.	--	13	4	9	--	--	--
Dominick Puni	OL	RS-Sr.	12	12	12	--	--	--	--
Trevor Willson	WR	RS-Jr.	--	7	--	7	--	--	--
Jared Casey	TE	Jr.	--	7	6	1	0	--	--
Quentin Skinner	WR	RS-Fr.	7	7	7	--	--	--	--
Daniel Hishaw Jr.	RB	Jr.	--	3	--	0	3	--	--
Ar'maj Reed-Adams	OL	RS-So.	--	3	--	0	3	--	--
Trevor Kardell	TE	RS-So.	--	2	--	2	0	--	--
Torry Locklin	RB	RS-Jr.	1	2	2	0	0	--	--
Ky Thomas	RB	RS-So.	--	1	1	--	--	--	--
Douglas Emilien	WR	RS-So.	1	1	1	--	--	--	--
266 OFFENSE									
518 TOTAL									
DEFENSE					Starts By Year				
PLAYER	POS.	YR.	STREAK	TOTAL	2022	2021	2020	2019	2018
Caleb Sampson	DL	Sr.	22	37	12	10	9	6	--
Malcolm Lee	DL	Sr.	16	31	12	11	4	4	--
Kenny Logan Jr.	S	Jr.	18	30	12	10	8	0	--
Sam Burt	DL	S-Sr.	12	21	12	1	7	1	0
Rich Miller	LB	Jr.	21	21	12	9	--	--	--
Mello Dotson	CB	RS-Fr.	14	20	12	8	0	--	--
Cobee Bryant	CB	Fr.	3	17	10	7	--	--	--
Taiwan Berryhill Jr.	LB	So.	12	17	12	4	1	--	--
OJ Burroughs	S	Fr.	13	13	12	1	--	--	--
Lonnie Phelps	DE	RS-Sr.	5	11	11	--	--	--	--
Craig Young	LB	RS-Jr.	11	11	11	--	--	--	--
Kenean Caldwell	DL	So.	--	7	--	7	0	--	--
Caleb Taylor	DL	RS-Fr.	--	4	--	4	0	--	--
Jayson Gilliom	S	Fr.	--	3	--	3	--	--	--
Eddie Wilson	DL	Sr.	--	2	--	2	--	--	--
Shaad Dabney	CB	Fr.	--	2	--	2	--	--	--
Jereme Robinson	DL	So.	--	1	--	1	--	--	--
Hayden Hatcher	DL	Sr.	--	1	1	0	0	0	--
Kalon Gervin	CB	RS-Jr.	--	1	1	--	--	--	--
252 DEFENSE									
518 TOTAL									


GAMES PLAYED AT KANSAS

OFFENSE	2022	CAREER
PLAYER		
Earl Bostick Jr.	12	52
Mason Fairchild	12	43
Torry Locklin	12	29
Luke Grimm	11	27
Bryce Cabeldue	12	27
Lawrence Arnold	12	25
Trevor Kardell	12	24
Mike Novitsky	12	24
Quentin Skinner	12	22
Michael Ford Jr.	12	22
Devin Neal	12	22
Jason Bean	11	21
Jared Casey	12	22
Mac Copeland	--	19
Jalon Daniels	8	19
Ar'maj Reed-Adams	12	19
Daniel Hishaw Jr.	6	14
Trevor Wilson	3	13
Tanaka Scott	12	13
Dominick Puni	12	12
Douglas Emilien	12	12
Kevin Terry	12	12
Tevita Noa	12	12
Sevion Morrison	11	11
Kelan Robinson	8	9
Ky Thomas	8	8
Will Huggins	1	7
Kobe Baynes	3	3
Dre Doiron	3	3
Joe Krause	--	2
Jackson Satterwhite	1	2
Nolan Gorczyca	1	1
James Livingston	1	1
Ethan Vasko	1	1

DEFENSE	2022	CAREER
PLAYER		
Sam Burt	12	57
Caleb Sampson	12	45
Kenny Logan Jr.	12	44
Malcolm Lee	12	43
Hayden Hatcher	12	37
Taiwan Berryhill Jr.	12	31
Jelani Arnold	9	30
Jereme Robinson	12	27
Caleb Taylor	12	27
Mello Dotson	12	27
OJ Burroughs	12	24
Rich Miller	12	24
Eddie Wilson	12	23
Cobee Bryant	11	22
Shaad Dabney	12	22
Dylan Downing	12	22
Zion DeBose	11	21
Kenean Caldwell	--	16
Cornell Wheeler	9	18
Edwin White-Schultz	3	15
Ron McGee	1	13
Jayson Gilliom	--	12
Donovan Gaines	11	13
Kwinton Lassiter	12	13
Cole Petrus	12	13
Kalon Gervin	12	12
Marvin Grant	12	12
Andrew Russell	12	12
DJ Withers	12	12
Lorenzo McCaskill	12	12
Tommy Dunn Jr.	12	12
Krishawn Brown	--	3
D'Marion Alexander	1	1


SPECIAL TEAMS	2022	CAREER
PLAYER		
Jacob Borcila	11	35
Tabor Allen	12	29
Reis Vernon	12	28
Luke Hosford	6	20
Emory Duggar	6	6
Owen Piepergerdes	2	2

MEET THE JAYHAWKS



1

KENNY LOGAN JR.
 Safety | 6'0" | 210 | 3L | Senior
 St. Augustine, Fla. | Menendez HS



Notables:

- Started 11 games while playing in all 12 as a junior in 2021, recording 113 tackles, six pass breakups and an interception. His 113 tackles were the most by a Jayhawk since 2018.
- Was the only player in the country to have at least 113 tackles, six PBU's and multiple forced fumbles in 2021.
- Enters the 2022 season on the All-Big 12 First Team (Coaches), Bednarik Award Watch List, Hornung Award Watch List and Thorpe Award Watch List, among others.

Career Defensive Stats

Date	Opponent	UA-A-TT	TFL	Sack	Int.	PD	FF/R
9-13-19	at Boston College	3-0-3	0-0	0-0	0	0	0/0
10-26-19	Texas Tech	2-1-3	0-0	0-0	0	0	0/0
11-2-19	K-State	2-1-3	0-0	0-0	0	0	0/0
11-16-19	at Oklahoma State	1-1-2	0-0	0-0	0	0	0/0
11-23-19	at Iowa State	1-0-1	0-0	0-0	0	0	0/0
11-30-19	Baylor	2-0-2	0-0	0-0	0	0	0/0
2019		11-3-14	0-0	0-0	0	0	0/0
9-12-20	Coastal Carolina	6-1-7	0-0	0-0	0	0	0/0
9-26-20	at Baylor	4-3-7	1.0-6	1.0-6	0	0	1/0
10-3-20	Oklahoma State	8-4-12	0-0	0-0	0	1	0/0
10-17-20	at West Virginia	5-3-8	0-0	0-0	0	1	0/0
10-24-20	at Kansas State	6-0-6	0-0	0-0	0	0	0/0
10-31-20	Iowa State	3-0-3	0-0	0-0	1	1	0/0
11-7-20	at Oklahoma State	3-4-7	0-0	0-0	1	0	0/0
11-28-20	TCU	3-2-5	0-0	0-0	0	0	0/0
12-5-20	at Texas Tech	2-1-3	0-0	0-0	0	0	0/0
2020		40-18-58	1.0-6	1.0-6	2	3	1/0
9-3-21	South Dakota	4-3-7	0-0	0-0	0	1	0/0
9-10-21	at Coastal Carolina	3-6-9	0-0	0-0	0	2	0/0
9-18-21	Baylor	7-2-9	0-0	0-0	0	1	1/1
9-25-21	at Duke	9-3-12	0-0	0-0	0	0	1/0
10-2-21	at Iowa State	1-1-2	0-0	0-0	0	0	0/0
10-16-21	Texas Tech	6-0-6	0-0	0-0	1	1	0/0
10-23-21	Oklahoma	10-4-14	0-0	0-0	0	0	0/0
10-30-21	at Oklahoma State	5-2-7	1.0-1	0-0	0	0	0/0
11-6-21	Kansas State	5-2-7	0-0	0-0	0	0	0/0
11-13-21	at Texas	11-0-11	0-0	0-0	0	1	0/0
11-20-21	at TCU	8-7-15	2.0-8	0-0	0	0	0/0
11-27-21	at West Virginia	10-4-14	1.0-1	0-0	0	0	0/0
2021		79-34-113	4.0-10	0-0	1	6	1/0
9-2-22	Tennessee Tech	4-0-4	0-0	0-0	0	0	0/0
9-10-22	West Virginia	3-7-10	0-0	0-0	0	0	0/0
9-17-22	at Houston	3-2-5	0-0	0-0	1	0	0/0
9-24-22	Duke	3-1-4	0-0	0-0	0	1	0/0
10-1-22	Iowa State	4-0-4	0-0	0-0	0	1	0/0
10-8-22	TCU	8-4-12	0-0	0-0	0	0	1/1
10-15-22	at Oklahoma	7-7-14	1.0-2	0-0	1	0	0/0
10-22-22	at Baylor	5-3-8	0-0	0-0	0	0	0/0
11-5-22	Oklahoma State	6-2-8	0-0	0-0	0	0	0/0
11-12-22	at Texas Tech	8-3-11	0-0	0-0	0	0	0/0
11-19-22	Texas	9-1-10	0-0	0-0	0	0	0/0
11-26-22	at Kansas State	5-1-6	0.5-1	0-0	0	1	0/0
2022		65-31-96	1.5-3	0-0	2	3	1/1
Career		195-86-281	6.5-19	1.0-6	5	12	4/2

Career Highs: Tackles - 15 (at TCU, 11-20-21), Tackles for Loss - 2.0 (at TCU, 11-20-21), Sacks - 1.0 (vs. Oklahoma State, 10-3-20), Pass Deflections - 2 (at Coastal Carolina, 9-10-21), Forced Fumbles - 1 (Three Times, MR vs. TCU, 10-8-22), Fumble recoveries - 1 (Two Times, MR vs. TCU, 10-8-22) Interceptions - 1 (Five Times, MR at Oklahoma, 10-16-22).

Date	Opponent	No.	Yds.	TD	Avg.
8-31-19	Indiana State	1	16	0	16.0
9-28-19	at TCU	3	40	0	13.3
10-5-19	Oklahoma	1	24	0	24.0
11-30-19	Baylor	4	70	0	17.5
2019		9	150	0	16.7
9-12-20	Coastal Carolina	1	24	0	24.0
9-31-20	Iowa State	2	124	1	62.0

11-7-20	at Oklahoma	5	118	0	23.6
11-28-20	TCU	4	65	0	16.0
12-5-20	at Texas Tech	1	15	0	15.0
2020		13	345	1	26.5
9-3-21	South Dakota	1	83	0	83.0
9-10-21	at Coastal Carolina	3	76	0	25.3
9-25-21	at Duke	4	72	0	18.2
10-23-21	Oklahoma	1	20	0	20.0
10-30-21	at Oklahoma State	1	18	0	18.0
11-6-21	Kansas State	2	43	0	21.5
11-20-21	at TCU	1	25	0	25.0
11-27-21	West Virginia	2	82	0	41.0
2021		15	419	0	27.9
9-2-22	Tennessee Tech	1	38	0	38.0
9-10-22	at West Virginia	2	30	0	15.0
10-8-22	TCU	1	21	0	21.0
10-15-22	at Oklahoma	1	31	0	31.0
11-5-22	Oklahoma State	1	15	0	15.0
11-12-22	at Texas Tech	2	36	0	18.0
11-19-22	Texas	4	66	0	16.5
2022		12	237	0	19.8
Career		49	1,150	0	23.5

Career Highs: Kick Returns - 5 (at Oklahoma, 11-7-20), Yards - 124 (vs. Iowa State, 10-31-20), Touchdowns - 1 (vs. Iowa State, 10-31-20), Long - 100 (vs. Iowa State, 10-31-20).

Career Punt Return Stats

Date	Opponent	No.	Yds.	TD	Avg.
10-19-19	at Texas	1	14	0	14.0
11-16-19	at Oklahoma State	2	6	0	3.0
11-23-19	at Iowa State	1	8	0	8.0
11-30-19	Baylor	1	0	0	0.0
Career		5	28	0	5.6

Career Highs: Punt Returns - 2 (at Oklahoma State, 11-16-19), Yards - 14 (at Texas, 10-19-19)



2

LAWRENCE ARNOLD
 Wide Receiver | 6'3" | 200 | 2L | RS-Sophomore
 DeSoto, Texas | DeSoto HS



Notables:

- Started nine games as a redshirt freshman in 2021, recording 27 receptions for 316 yards and three touchdowns.
- Had his first-career touchdown against South Dakota in the 2021 season-opener, including the game-winning touchdown reception.
- Career high of 73 receiving yards came on four receptions against Oklahoma in 2021.

Career Receiving Stats

Date	Opponent	No.	Yds.	TD	Avg.
9-12-20	Coastal Carolina	2	18	0	9.0
9-26-20	at Baylor	1	7	0	7.0
10-3-20	Oklahoma State	3	20	0	6.7
2020		6	45	0	7.5
9-3-21	South Dakota	3	33	2	11.0
9-10-21	at Coastal Carolina	1	37	0	37.0
9-25-21	at Duke	8	65	0	8.5
10-16-21	Texas Tech	1	16	1	16.0
10-23-21	Oklahoma	4	73	0	18.3
10-30-21	at Oklahoma State	1	14	0	14.0
11-6-21	Kansas State	3	21	0	7.0
11-13-21	at Texas	4	30	0	7.5
11-20-21	at TCU	1	14	0	14.0
11-27-21	West Virginia	1	13	0	13.0
2021		27	316	3	11.7
9-2-22	Tennessee Tech	4	56	0	14.0
9-10-22	at West Virginia	3	30	0	10.0
9-17-22	at Houston	3	24	0	8.0
9-24-22	Duke	4	84	1	21.0
10-8-22	TCU	3	41	0	13.7
10-15-22	at Oklahoma	5	113	2	22.6
10-22-22	at Baylor	3	53	0	17.7
11-5-22	Oklahoma State	2	18	1	9.0
11-12-22	at Texas Tech	4	110	0	27.5
11-19-22	Texas	1	42	0	42.0
11-26-22	at Kansas State	4	26	0	6.5
2022		33	488	4	14.8
Career		65	848	7	13.0

Career Highs: Receptions - 8 (at Duke, 9-25-21), Yards - 113 (at Oklahoma, 10-16-22), Long - 42 (vs. Texas, 11-19-22), Touchdowns - 2 (Two Times, MR at Oklahoma, 10-16-22)



COBEE BRYANT

Cornerback | 6'0" | 170 | 1L | Sophomore
Evergreen, Ala. | Hillcrest HS



2

Notables:

- Returned a blocked FG for a 61-yard touchdown in the season-opener against Tennessee Tech, the first by a Jayhawk since 1996.
- Started seven games in 2021, while playing in 11 at cornerback. Tallied 22 tackles and recorded a pair of interceptions.
- His interception against Texas was the first of his career, which he returned for a touchdown.

Career Defensive Stats

Date	Opponent	UA-A-TT	TFL	Sack	Int.	PD	FF/R
9-10-21	at Coastal Carolina	2-0-2	0-0	0-0	0	0	0/0
9-18-21	Baylor	3-1-4	0-0	0-0	0	0	0/0
10-2-21	at Iowa State	5-0-5	1-0-0	0-0	0	0	0/0
10-16-21	Texas Tech	3-1-4	0-0	0-0	0	0	0/0
10-23-21	Oklahoma	1-0-1	0-0	0-0	0	0	0/0
11-6-21	Kansas State	1-0-1	0-0	0-0	0	0	0/0
11-13-21	at Texas	3-1-4	0-0	0-0	1	1	0/0
11-20-21	at TCU	1-0-1	0-0	0-0	1	0	0/0
2021		19-3-22	1-0-0	0-0	2	1	0/0
9-10-22	at West Virginia	3-1-4	0-0	0-0	1	1	0/0
9-17-22	at Houston	3-0-3	0-0	0-0	0	0	0/0
9-24-22	Duke	4-0-4	0-0	0-0	0	0	0/0
10-1-22	Iowa State	5-1-6	0-0	0-0	1	1	0/0
10-8-22	TCU	1-0-1	0-0	0-0	0	1	0/0
10-15-22	at Oklahoma	3-1-4	0-0	0-0	0	0	0/0
11-5-22	Oklahoma State	4-2-6	0-5-1	0-0	1	2	0/0
11-12-22	at Texas Tech	3-0-3	0-0	0-0	0	3	0/0
11-19-22	Texas	1-0-1	0-0	0-0	0	0	0/0
11-26-22	at Kansas State	1-0-1	0-0	0-0	0	0	0/0
2022		28-5-33	0-5-1	0-0	3	8	0/0
Career		47-8-55	1-5-1	0-0	5	9	0/0

Career Highs: Tackles - 6 (vs. Oklahoma State, 11-5-22), Tackles for loss - 1 (at Iowa State, 10-2-21), Interceptions - 1 (Five Times, MR vs. Oklahoma State, 11-5-22), Pass Deflections - 3 (at Texas Tech, 11-12-22).



TANAKA SCOTT JR.

Wide Receiver | 6'4" | 205 | RS | RS-Freshman
Mobile, Ala. | Murphy HS



3

Notables:

- Played in two games, against Kansas State and at Texas, maintaining his redshirt status.
- Was a three-star recruit out of Murphy HS, where he recorded 20 receptions for 265 yards and two touchdowns his senior season.

Career Receiving Stats


Date	Opponent	No.	Yds.	TD	Avg.
9-10-22	at West Virginia	1	11	0	11.0
9-17-22	at Houston	1	8	0	8.0
9-24-22	Duke	1	13	0	13.0
10-1-22	Iowa State	1	4	0	4.0
10-8-22	TCU	1	52	0	52.0
10-22-22	at Baylor	1	3	0	3.0
11-19-22	Texas	1	-2	0	-2.0
2022		7	89	0	12.7
Career		7	89	0	12.7

Career Highs: Receptions - 1 (Seven Times, MR vs. Texas, 11-19-22), Yards - 52 (vs. TCU, 10-8-22)

Career Rushing Stats

Date	Opponent	No.	Yds.	TD	Avg.
10-15-22	at Oklahoma	1	1	0	1.0
2022		1	1	0	1.0
Career		1	1	0	1.0

Career Highs: Rushes - 1 (at Oklahoma, 10-16-22), Yards - 11 (at Oklahoma, 10-16-22).



MELLO DOTSON

Cornerback | 6'1" | 186 | 1L | RS-Sophomore
Daytona Beach, Fla. | Mainland HS



3

Notables:

- Started eight games while appearing in all 12 in 2021, recording 24 tackles, one interception, one forced fumble and one fumble recovery.
- His first-career interception came at Duke, which he returned for 65 yards.
- Also recorded a career-high four tackles at Duke.

Career Defensive Stats

Date	Opponent	UA-A-TT	TFL	Sack	Int.	PD	FF/R
10-3-20	Oklahoma State	1-0-1	0-0	0-0	0	0	0/0
11-7-20	Oklahoma	0-1-1	0-0	0-0	0	0	0/0
2020		1-1-2	0-0	0-0	0	0	0/0
9-3-21	South Dakota	1-0-1	0-0	0-0	0	0	0/0
9-10-21	at Coastal Carolina	1-0-1	0-0	0-0	0	0	0/0
9-18-21	Baylor	3-0-3	0-0	0-0	0	0	0/1
9-25-21	at Duke	3-1-4	0-0	0-0	1	0	0/0
10-2-21	at Iowa State	2-0-2	0-0	0-0	0	0	0/0
10-16-21	Texas Tech	2-1-3	0-0	0-0	0	1	1/0
10-23-21	Oklahoma	2-0-2	0-0	0-0	0	0	0/0
10-30-21	at Oklahoma State	2-0-2	0-0	0-0	0	0	0/0
11-6-21	Kansas State	2-0-2	0-0	0-0	0	0	0/0
11-13-21	at Texas	1-0-1	0-0	0-0	0	0	0/0
11-27-21	West Virginia	1-1-2	0-0	0-0	0	0	0/0
2021		21-3-24	0-0	0-0	1	1	1/1
9-2-22	Tennessee Tech	1-0-1	0-0	0-0	0	1	0/0
9-10-22	at West Virginia	4-0-4	0-0	0-0	0	0	0/0
9-17-22	at Houston	3-0-3	0-0	0-0	0	0	0/0
9-24-22	Duke	8-1-9	1-0-2	0-0	0	2	0/0
10-1-22	Iowa State	5-2-7	0-0	0-0	0	0	0/0
10-8-22	TCU	1-2-3	0-0	0-0	0	0	0/0
10-15-22	at Oklahoma	3-4-7	0-0	0-0	0	2	0/0
10-22-22	at Baylor	3-1-4	0-0	0-0	1	0	0/0
11-5-22	Oklahoma State	3-0-3	0-0	0-0	1	0	0/0
11-12-22	at Texas Tech	3-2-5	0-0	0-0	0	0	0/0
11-19-22	Texas	1-1-2	0-0	0-0	0	0	0/0
11-26-22	at Kansas State	2-0-2	0-0	0-0	0	0	0/0
2022		34-13-47	1-0-2	0-0	2	5	0/0
Career		55-17-72	1-0-2	0-0	3	6	1/1

Career Highs: Tackles - 9 (at Duke, 9-24-22), Interceptions - 1 (Three Times, MR vs. Oklahoma State, 11-5-22), Forced Fumbles - 1 (Texas Tech, 10-16-21), Tackles for loss - 1 (Texas Tech, 10-16-21), Pass deflections - 2 (Two Times, MR at Oklahoma, 10-15-22)



MARVIN GRANT

Safety | 6'2" | 205 | TR | RS-Junior
Detroit, Mich. | Martin Luther King HS/Purdue



4

Notables:

- Made his KU debut against Tennessee Tech, tallying two tackles at safety.
- Transferred to Kansas from Purdue, where he started all 13 games in the Boilermakers secondary in 2021, recording 75 tackles (52 solo, 23 assisted).
- Also contributed 2.5 TFLs and 3 passes defended as a RS-Sophomore.
- Career-high nine tackles came against Ohio State, while at Purdue, in 2021.

Career Defensive Stats

Date	Opponent	UA-A-TT	TFL	Sack	Int.	PD	FF/R
9-2-22	Tennessee Tech	2-0-2	0-0	0-0	0	0	0/0
9-10-22	at West Virginia	2-1-3	0-0	0-0	0	0	0/0
9-17-22	at Houston	1-0-1	0-0	0-0	0	0	0/0
9-24-22	Duke	3-1-4	0-0	0-0	0	1	0/0
10-1-22	Iowa State	2-2-4	0-0	0-0	0	0	0/0
10-8-22	TCU	1-1-2	0-0	0-0	0	0	0/0
10-15-22	at Oklahoma	3-3-6	0-0	0-0	0	0	0/0
10-22-22	at Baylor	7-4-11	0-0	0-0	0	0	0/0
11-5-22	Oklahoma State	1-1-2	0-0	0-0	0	0	0/0
11-12-22	at Texas Tech	1-0-1	0-0	0-0	0	0	0/0
11-19-22	Texas	5-1-6	1-0-2	0-0	0	0	0/0
11-26-22	at Kansas State	4-1-5	0-0	0-0	0	0	0/0
2022		30-13-43	1-0-2	0-0	0	0	0/0
Career		30-13-43	1-0-2	0-0	0	1	0/0

Career Highs: Tackles - 11 (at Baylor, 10-22-22), Pass deflections - 1 (vs. Duke 9-24-22), Tackles for loss - 1 (vs. Texas, 11-19-22).

4



DEVIN NEAL

Running Back | 5'11" | 210 | 1L | Sophomore
Lawrence, Kan. | Lawrence HS



Notables:

- Ran for 108 yards and two touchdowns on four carries in the season-opener against Tennessee Tech, the first Jayhawk since at least 200 to rush for 100+ yards and two touchdowns in four or fewer rushes.
- Enters the 2022 season on the Doak Walker Preseason Candidate list, Phil Steele Preseason All-Big 12 Third Team and Athlon Sports Preseason All-Big 12 Second Team.
- Led KU in rushing as a true freshman, carrying 158 times for 707 yards and eight touchdowns.
- Was the Big 12 Offensive Player of the Week following the win at Texas, becoming Kansas' first freshman to ever win the Big 12 Offensive Player of the Week.

Career Rushing Stats

Date	Opponent	No.	Yds.	TD	Avg.
9-3-21	South Dakota	1	2	0	2.0
9-10-21	at Coastal Carolina	11	40	1	3.6
9-18-21	Baylor	10	33	0	3.3
9-25-21	at Duke	17	107	1	6.3
10-2-21	at Iowa State	15	83	0	5.5
10-16-21	Texas Tech	15	54	0	3.6
10-23-21	Oklahoma	23	100	2	4.3
10-30-21	at Oklahoma State	9	25	0	2.8
11-6-21	Kansas State	19	62	0	3.3
11-13-21	at Texas	24	143	3	6.0
11-20-21	at TCU	14	59	1	4.2
2021		158	707	8	4.2
9-2-22	Tennessee Tech	4	108	2	27.0
9-10-22	at West Virginia	10	42	2	4.2
9-17-22	at Houston	14	60	0	3.9
9-24-22	Duke	9	54	0	6.0
10-1-22	Iowa State	12	75	0	6.2
10-8-22	TCU	15	88	0	5.9
10-15-22	at Oklahoma	12	84	1	7.0
10-22-22	at Baylor	10	32	1	3.2
11-5-22	Oklahoma State	32	224	1	7.0
11-12-22	at Texas Tech	24	190	0	7.9
11-19-22	Texas	13	51	0	3.9
11-26-22	at Kansas State	16	59	2	3.7
2022		171	1,061	9	6.2
Career		329	1,768	17	5.4


Career Highs: Rushes - 32 (vs. Oklahoma State, 11-5-22), Yards - 224 (vs. Oklahoma State, 11-5-22), Touchdowns - 3 (at Texas, 11-13-21), Long - 62 (at Duke, 9-25-21).

Career Receiving Stats

Date	Opponent	No.	Yds.	TD	Avg.
10-16-21	Texas Tech	1	7	0	7.0
10-30-21	at Oklahoma State	1	-2	0	-2.0
11-6-21	Kansas State	2	13	0	6.5
11-13-21	at Texas	2	26	1	13.0
11-20-21	at TCU	1	13	0	13.0
2021		7	57	1	8.1
9-2-22	Tennessee Tech	1	10	0	10.0
9-10-22	at West Virginia	1	17	1	17.0
9-24-22	Duke	1	4	0	4.0
10-8-22	TCU	1	1	0	1.0
10-15-22	at Oklahoma	1	3	0	1.0
10-22-22	at Baylor	1	-2	0	-2.0
11-5-22	Oklahoma State	6	110	0	18.3
11-12-22	at Texas Tech	4	8	0	2.0
11-19-22	Texas	1	-1	0	-1.0
11-26-22	at Kansas State	2	10	0	5.0
2022		19	160	1	8.4
Career		25	213	2	8.5

Career Highs: Receptions - 6 (vs. Oklahoma State, 11-5-22), Yards - 110 (vs. Oklahoma State, 11-5-22), Touchdowns - 1 (Two Times, MR at West Virginia, 9-10-22).

5



DOUGLAS EMILIEN

Wide Receiver | 6'1" | 190 | TR | RS-Sophomore
Fort Lauderdale, Fla. | American Heritage HS/Minnesota



Notables:

- Transferred to Kansas from Minnesota, following his redshirt freshman campaign.
- Appeared in two games in 2021 for the Golden Gophers, playing against Colorado and Northwestern.
- Earned Academic All-Big Ten honors in 2021.

Career Receiving Stats

Date	Opponent	No.	Yds.	TD	Avg.
10-1-22	Iowa State	1	11	0	11.0
2022		1	11	0	11.0
Career		1	11	0	11.0

Career Highs: Receptions - 1 (vs. Iowa State, 10-1-22), Yards - 11 (vs. Iowa State, 10-1-22)

5



O.J. BURROUGHS

Safety | 5'10" | 185 | 1L | Sophomore
Savannah, Ga. | IMG Academy




Notables:

- Played in all 12 games for the Jayhawks as a true freshman, finishing the season with 26 tackles and an interception at Texas.
- Recorded two pass breakups and one forced fumble in 2021.
- Career-high of five tackles came against Baylor.

Career Defensive Stats


Date	Opponent	UA-At-TT	TFL	Sack	Int.	PD	FF/R
9-3-21	South Dakota	2-0-2	0-0	0-0	0	1	0/0
9-18-21	Baylor	4-1-5	0-0	0-0	0	0	1/0
9-25-21	at Duke	2-1-3	0-0	0-0	0	0	0/0
10-2-21	at Iowa State	1-0-1	0-0	0-0	0	0	0/0
10-16-21	Texas Tech	2-0-2	0-0	0-0	0	0	0/0
10-23-21	Oklahoma	1-1-2	0-0	0-0	0	0	0/0
10-30-21	at Oklahoma State	0-1-1	0-0	0-0	0	0	0/0
11-6-21	Kansas State	4-0-4	0-0	0-0	0	1	0/0
11-13-21	at Texas	4-0-4	0-0	0-0	1	0	0/0
11-20-21	at TCU	2-0-2	0-0	0-0	0	0	0/0
2021		22-4-26	0-0	0-0	1	2	1/0
9-2-22	Tennessee Tech	1-0-1	0-0	0-0	0	0	0/0
9-10-22	at West Virginia	3-0-3	0-0	0-0	0	0	0/0
9-17-22	at Houston	1-0-1	0-0	0-0	0	0	0/0
9-24-22	Duke	5-0-5	0-0	0-0	0	0	0/0
10-1-22	Iowa State	3-0-3	0-0	0-0	0	1	0/0
10-8-22	TCU	2-3-5	0.5-1	0-0	1	0	0/0
10-15-22	at Oklahoma	3-3-6	0-0	0-0	0	0	0/0
10-22-22	at Baylor	3-0-3	0-0	0-0	0	1	0/0
11-12-22	at Texas Tech	3-0-3	0-0	0-0	0	1	0/0
11-19-22	Texas	6-0-6	0-0	0-0	0	0	1/0
11-26-22	at Kansas State	4-0-4	0-0	0-0	0	0	0/0
2022		31-6-37	0.5-1	0-0	1	2	1/0
Career		53-10-63	0.5-1	0-0	2	4	2/0

Career Highs: Tackles - 6 (at Oklahoma, 10-16-22), Forced Fumbles - 1 (Two Times, MR vs. Texas, 11-19-22), Pass deflections - 1 (Five Times, MR at Texas Tech, 11-12-22), Interceptions - 1 (at Texas, 11-13-21).



6

TAIWAN BERRYHILL
 Linebacker | 6'2" | 225 | 2L | Junior
 New Orleans, La. | St. Augustine HS



Notables:

- Recorded his first tackle-for-loss in the season-opener against Tennessee Tech.
- Saw playing time in all 12 of KU's games as a sophomore, while starting the first four games.
- Recorded 32 tackles (15 solo, 17 assisted) in 2021.
- Played in the final five games as a true freshman, making his first-career start at Texas Tech.

Career Defensive Stats

Date	Opponent	UA-At-TT	TFL	Sack	Int.	PD	FF/R
10-31-20	Iowa State	1-0-1	0-0	0-0	0	0	0/0
11-7-20	at Oklahoma	0-1-1	0-0	0-0	0	0	0/0
11-28-20	TCU	2-0-2	0-0	0-0	0	0	0/0
12-5-20	at Texas Tech	0-1-1	0-0	0-0	0	0	0/0
2020		3-2-5	0-0	0-0	0	0	0/0
9-3-21	South Dakota	2-0-2	0-0	0-0	0	0	0/0
9-10-21	at Coastal Carolina	2-2-4	0-0	0-0	0	0	0/0
9-25-21	at Duke	2-4-6	0-0	0-0	0	0	0/0
10-16-21	Texas Tech	1-3-4	0-0	0-0	0	0	0/0
10-23-21	Oklahoma	0-2-2	0-0	0-0	0	0	0/0
10-30-21	at Oklahoma State	2-2-4	0-0	0-0	0	0	0/0
11-6-21	Kansas State	1-0-1	0-0	0-0	0	0	0/0
11-20-21	at TCU	2-2-4	0-0	0-0	0	0	0/0
11-27-21	West Virginia	0-1-1	0-0	0-0	0	0	0/0
2021		15-17-32	0-0	0-0	0	0	0/0
9-2-22	Tennessee Tech	3-0-3	1-2	0-0	0	0	0/0
9-10-22	at West Virginia	0-3-3	0.5-3	0-0	0	0	0/0
9-17-22	at Houston	2-1-3	1.0-3	1.0-3	0	0	0/0
10-1-22	Iowa State	2-1-3	1.0-10	1.0-10	0	0	0/0
10-8-22	TCU	1-2-3	0-0	0-0	0	0	0/0
10-15-22	at Oklahoma	3-3-6	0-0	0-0	0	0	0/0
10-22-22	at Baylor	1-2-3	1.0-3	0-0	0	0	0/0
11-5-22	Oklahoma State	1-0-1	0-0	0-0	0	0	0/0
11-12-22	at Texas Tech	7-1-8	1.0-3	0-0	0	0	0/0
11-19-22	Texas	3-1-4	0-0	0-0	0	1	0/0
11-26-22	at Kansas State	2-0-2	1.0-1	0-0	0	0	0/0
2022		25-14-39	5.5-22	2.0-13	0	1	0/0
Career		43-33-76	5.5-22	2.0-13	0	1	0/0

Career Highs: Tackles - 8 (at Texas Tech, 11-12-22), Tackles-for-Loss - 1 (Five Times, MR at Kansas State, 11-26-22), Sacks - 1 (Two Times, MR vs. Iowa State, 10-1-22), Pass deflections - 1 (vs. Texas, 11-19-22).





6

JALON DANIELS
 Quarterback | 6'0" | 215 | 2L | Junior
 Lawndale, Calif. | Lawndale HS



Notables:

- Played in six games as a sophomore, starting the last three for the Jayhawks. Completed 81-of-117 for 860 yards and 7 interceptions in 2021.
- Led Kansas to a 57-56 overtime at Texas, completing 21-of-30 for 202 yards and three touchdowns. Was named an AllState Sugar Bowl Manning Award Star of the Week.
- Started in six games as a true freshman in 2020, making his first-career start at Baylor at 17 years old.

Career Passing Stats

Date	Opponent	Cmp.-Att.	Pct.	Yds.	TD	Int	Rate
9-12-20	Coastal Carolina	1-2	50.0	13	0	0	104.6
9-26-20	at Baylor	19-33	57.6	159	0	0	98.0
10-3-20	Oklahoma State	3-5	60.0	2	0	0	63.4
10-24-20	at Kansas State	22-39	56.4	207	0	1	95.9
10-31-20	Iowa State	16-29	55.2	165	0	1	96.1
11-7-20	at Oklahoma	11-31	35.5	115	0	2	53.7
11-28-20	TCU	4-13	30.8	57	1	0	93.0
2020		76-152	50.0	718	1	4	86.6
9-10-21	at Coastal Carolina	3-5	60.0	49	0	0	142.3
9-18-21	Baylor	0-1	0.0	0	0	0	0.0
11-6-21	Kansas State	13-19	68.4	105	1	0	132.2
11-13-21	at Texas	21-30	70.0	202	3	0	159.6
11-20-21	at TCU	22-30	73.3	255	2	1	160.1
11-27-21	West Virginia	22-32	68.8	249	1	2	131.9
2021		81-117	69.2	860	7	3	145.6
9-2-22	Tennessee Tech	15-18	83.3	189	1	1	178.8
9-10-22	at West Virginia	18-29	62.1	219	3	0	159.6
9-17-22	at Houston	14-23	60.9	158	3	0	161.6
9-24-22	Duke	19-23	82.6	324	4	0	258.3
10-1-22	Iowa State	7-14	50.0	93	0	0	105.8
10-8-22	TCU	5-10	50.0	89	0	0	124.8
11-19-22	Texas	17-26	65.4	230	2	1	157.4
11-26-22	at Kansas State	20-32	62.5	168	0	0	106.6
2022		115-175	65.7	1,470	13	2	158.5
Career		272-444	61.3	3,048	21	9	130.5

Career Highs: Completions - 22 (Three Times, MR vs. West Virginia, 11-27-21), Attempts - 39 (at Kansas State, 10-24-20), Yards - 324 (vs. Duke, 9-24-22), Touchdowns - 4 (vs. Duke, 9-24-22), Rating - 258.3 (vs. Duke, 9-24-22), Long - 73 (vs. Duke, 9-24-22).

Career Rushing Stats

Date	Opponent	No.	Yds.	TD	Avg.
9-12-20	Coastal Carolina	2	-7	0	-3.5
9-26-20	at Baylor	14	23	0	1.6
10-3-20	vs. Oklahoma State	4	4	0	1.0
10-24-20	at Kansas State	17	27	2	1.6
10-31-20	Iowa State	16	36	1	2.3
11-7-20	at Oklahoma	16	-43	0	-2.7
11-28-20	TCU	5	-16	0	-3.2
2020		74	24	3	0.3
9-10-21	at Coastal Carolina	2	-11	0	-5.5
11-6-21	Kansas State	2	3	0	1.5
11-13-21	at Texas	11	45	1	4.1
11-20-21	at TCU	6	37	1	6.2
11-27-21	West Virginia	12	9	1	0.8
2021		33	83	3	2.5
9-2-22	Tennessee Tech	3	29	1	9.7
9-10-22	at West Virginia	12	86	0	7.1
9-17-22	at Houston	12	130	2	10.2
9-24-22	Duke	11	83	1	7.5
10-1-22	Iowa State	8	9	1	1.1
10-8-22	TCU	7	6	0	0.9
11-19-22	Texas	2	12	0	6.0
11-26-22	at Kansas State	8	51	1	6.4
2022		55	354	5	6.4
Career		162	461	11	2.8

Career Highs: Rushes - 17 (at Kansas State, 10-24-20), Yards - 130 (at Houston, 9-17-22), Touchdowns - 2 (Two Times, MR at Houston, 9-17-22).



7

LORENZO McCASKILL

Linebacker | 6'0" | 220 | TR | Super-Senior

Detroit, Mich. | Southfield A&T/Louisiana



Notables:

- Made his KU debut against Tennessee Tech, recording three tackles.
- Transferred to Kansas following his redshirt senior season at Louisiana, where he recorded a team-high 84 tackles in 2021. Was named Second Team All-Sun Belt Conference honors in 2021.
- As a redshirt junior in 2020, earned Third Team All-Sun Belt Conference honors, totaling 83 tackles in 11 games.

Career Defensive Stats

Date	Opponent	UA-At-TT	TFL	Sack	Int.	PD	FF/R
9-2-22	Tennessee Tech	2-1-3	0-0	0-0	0	0	0/0
9-10-22	at West Virginia	1-0-1	0-0	0-0	0	0	0/0
9-24-22	Duke	1-0-1	0-0	0-0	0	0	0/0
10-1-22	Iowa State	0-1-1	0-0	0-0	0	0	0/0
10-8-22	TCU	0-1-1	0-0	0-0	0	0	0/0
10-15-22	at Oklahoma	7-4-11	0.5-1	0-0	0	0	0/0
10-22-22	at Baylor	1-4-5	0-0	0-0	0	0	0/0
11-5-22	Oklahoma State	4-1-5	0-0	0-0	0	1	0/1
11-12-22	at Texas Tech	1-2-3	0-0	0-0	0	0	0/0
11-19-22	Texas	6-1-7	0-0	0-0	0	0	0/0
11-26-22	at Kansas State	3-0-3	0-0	0-0	0	0	0/0
2022		26-15-41	0.5-1	0-0	0	1	0/1
Career		26-15-41	0.5-1	0-0	0	1	0/1

Career Highs: Tackles - 11 (at Oklahoma, 10-16-22), Tackels-for-loss - 0.5 (at Oklahoma, 10-16-22), Pass deflections - 1 (vs. Oklahoma State, 11-5-22), Fumble recoveries - 1 (vs. Oklahoma State, 11-5-22)



7

TREVOR WILSON

Wide Receiver | 5'11" | 195 | 1L | RS-Junior

Tallahassee, Fla. | Amos P. Godby HS



Notables:

- Saw playing time in all 12 games for the Jayhawks, while starting seven games in 2021.
- Recorded a career-high five catches for 122 yards at Duke.
- Transferred to Kansas from Buffalo, where he played in seven games in 2020, recording 16 catches for 319 yards and three touchdowns.

Career Receiving Stats

Date	Opponent	No.	Yds.	TD	Avg.
9-3-21	South Dakota	5	50	0	10.0
9-10-21	at Coastal Carolina	1	39	0	39.0
9-18-21	Baylor	1	5	1	5.0
9-25-21	at Duke	5	122	0	24.4
10-2-21	at Iowa State	3	55	0	18.3
10-16-21	Texas Tech	2	16	0	8.0
10-30-21	at Oklahoma State	2	4	0	4.0
11-6-21	Kansas State	4	53	0	13.3
11-13-21	at Texas	2	12	0	6.0
11-27-21	West Virginia	2	8	0	4.0
2021		27	364	1	13.5
10-22-22	at Baylor	2	52	0	26.0
2022		2	52	0	26.0
Career		29	416	1	14.3

Career Highs: Receptions - 5 (Two Times, MR at Duke, 9-25-21), Yards - 122 (at Duke, 9-25-21), Touchdowns - 1 (vs. Baylor, 9-18-21), Long - 45 (at Duke, 9-25-21).

Career Passing Stats

Date	Opponent	Cmp.-Att.	Pct.	Yds.	TD	Int	Rate
11-13-21	at Texas	0-1	0.0	0	0	0	0.0
11-20-21	at TCU	0-1	0-0	0	0	0	0.0
2021		0-2	0.0	0	0	0	0.0
Career		0-2	0.0	0	0	0	0.0

Career Rushing Stats

Date	Opponent	No.	Yds.	TD	Avg.
9-18-21	Baylor	1	14	0	14.0
10-16-21	Texas Tech	1	4	0	4.0
10-23-21	Oklahoma	2	4	0	2.0
11-13-21	at Texas	1	3	0	3.0
11-27-21	West Virginia	2	17	0	8.5
2021		7	42	0	6.0
Career		7	42	0	6.0

Career Highs: Rushes - 2 (vs. West Virginia, 11-27-21), Yards - 17 (vs. West Virginia, 11-27-21)



8

KWINTON LASSITER

Cornerback | 5'11" | 185 | RS | RS-Junior

Chandler, Ariz. | Free State HS/Butler CC



Notables:

- Made his first-career tackles in the season-opener against Tennessee Tech.
- Played in two games during the 2021 season, recording four tackles.
- Older brother, Kwamie, plays in the NFL for the Cincinnati Bengals following his career at KU (2016-21).
- Son of the late Kwamie Lassiter, who played at KU from 1992-94, helping lead the Jayhawks to a win in the 1992 Aloha Bowl. Father played in the NFL for the Arizona Cardinals (1995-2002), San Diego Chargers (2003) and St. Louis Rams (2004).

Career Defensive Stats

Date	Opponent	UA-At-TT	TFL	Sack	Int.	PD	FF/R
9-2-22	Tennessee Tech	1-0-1	0-0	0-0	0	0	0/0
11-19-22	Texas	1-0-1	0-0	0-0	0	0	0/0
11-26-22	at Kansas State	1-0-1	0-0	0-0	0	0	0/0
2022		3-0-3	0-0	0-0	0	0	0/0
Career		3-0-3	0-0	0-0	0	0	0/0

Career Highs: Tackles - 1 (Three Times, MR at Kansas State, 11-26-22).



8

KY THOMAS

Running Back | 5'11" | 200 | TR | RS-Sophomore

Topeka, Kan. | Topeka HS/Minnesota



Notables:

- Transferred to Kansas following his freshman campaign at Minnesota, where he led the Gophers in rushing attempts (166), rushing yards (826) and tied for the team lead in rushing touchdowns (6).
- In the Guaranteed Rate Bowl against West Virginia, he carried 21 times for 144 yards and a touchdown, earning Offensive MVP honors.

Career Rushing Stats


Date	Opponent	No.	Yds.	TD	Avg.
9-2-22	Tennessee Tech	7	19	0	2.7
9-10-22	at West Virginia	2	4	0	2.0
9-17-22	at Houston	2	6	0	3.0
10-8-22	TCU	6	19	0	3.2
10-15-22	at Oklahoma	9	18	1	2.0
11-5-22	Oklahoma State	10	34	0	3.4
11-12-22	at Texas Tech	1	40	0	40.0
11-19-22	Texas	6	15	0	2.5
2022		43	155	1	3.6
Career		43	155	1	3.6

Career Highs: Rushes - 10 (vs. Oklahoma State, 11-5-22), Yards - 40 (at Texas Tech, 11-12-22), Touchdowns - 1 (at Oklahoma, 10-16-22).

Career Receiving Stats

Date	Opponent	No.	Yds.	TD	Avg.
9-17-22	at Houston	1	2	0	2.0
10--8-22	TCU	1	1	0	1.0
2022		2	3	0	1.5
Career		2	3	0	1.5

Career Highs: Receptions - 1 (Two Times, MR vs. TCU, 10-8-22), Yards - 2 (at Houston, 9-17-22)



9

JASON BEAN

Quarterback | 6'3" | 200 | 1L | RS-Senior
Mansfield, Texas | Lake Ridge HS



Notables:

- Appeared in the season-opener against Tennessee Tech, completing one pass for 16 yards.
- Started the first nine games of the 2021 season, completing 102-of-182 passes for 1,252 yards, six touchdowns, while rushing 92 times for 400 yards and two touchdowns.
- Set a career-high 323 passing yards at Duke, completing 19-of-32 for two touchdowns.
- Ran for a career-high 102 yards and two touchdowns at Coastal Carolina.
- Transferred to Kansas from North Texas after his redshirt sophomore season.

Career Passing Stats

Date	Opponent	Cmp.-Att.	Pct.	Yds.	TD	Int	Rate
9-3-21	South Dakota	17-26	65.4	163	2	0	143.4
9-10-21	at Coastal Carolina	12-23	52.2	189	0	0	121.2
9-18-21	Baylor	8-17	47.1	57	1	0	94.6
9-25-21	at Duke	19-32	59.4	323	2	2	152.3
10-2-21	at Iowa State	10-20	50.0	120	0	1	90.4
10-16-21	Texas Tech	11-21	52.4	80	0	1	74.9
10-23-21	Oklahoma	17-23	73.9	246	1	0	178.1
10-30-21	at Oklahoma State	3-10	30.0	10	0	2	-1.6
11-6-21	Kansas State	5-9	55.6	64	0	0	115.3
2021		102-181	56.4	1,252	6	6	118.8
9-2-22	Tennessee Tech	1-1	100.0	16	0	0	234.4
10-1-22	Iowa State	1-1	100.0	8	0	0	167.2
10-8-22	TCU	16-24	66.7	262	4	1	205.0
10-15-22	at Oklahoma	16-27	59.3	265	4	2	175.8
10-22-22	at Baylor	16-27	59.3	232	1	0	143.7
11-5-22	Oklahoma State	18-23	78.3	203	2	0	181.1
11-12-22	at Texas Tech	17-28	60.7	270	3	1	169.9
11-19-22	Texas	1-3	33.3	12	0	0	66.9
11-26-22	at Kansas State	1-1	100.0	12	0	0	200.8
2022		87-135	64.4	1,262	14	4	172.4
Career		189-316	59.8	2,632	20	10	139.9

Career Highs: Completions - 19 (at Duke, 9-25-21), Attempts - 32 (at Duke, 9-25-21), Yards - 323 (at Duke, 9-25-21), Touchdowns - 4 (Two Times, MR at Oklahoma, 10-16-22), Rate - 205.0 (vs. TCU, 10-8-22).

Career Rushing Stats

Date	Opponent	No.	Yds.	TD	Avg.
9-3-2021	South Dakota	15	54	0	3.6
9-10-21	at Coastal Carolina	13	102	2	7.8
9-18-21	Baylor	12	62	0	5.2
9-25-21	at Duke	15	51	0	3.6
10-2-21	at Iowa State	5	19	0	3.8
10-16-21	Texas Tech	5	14	0	2.8
10-21-21	Oklahoma	14	59	0	4.2
10-30-21	at Oklahoma State	9	24	0	2.7
11-6-21	Kansas State	3	13	0	4.3
11-20-21	at TCU	1	1	0	1.0
2021		92	402	2	4.4
9-2-22	Tennessee Tech	2	16	1	8.0
9-24-22	Duke	1	1	0	1.0
10-1-22	Iowa State	2	2	0	1.0
10-8-22	TCU	7	34	0	4.9
10-15-22	at Oklahoma	10	41	0	4.1
10-22-22	at Baylor	8	25	1	3.1
11-5-22	Oklahoma State	4	93	1	23.2
11-12-22	at Texas Tech	4	10	1	2.5
2022		38	222	4	5.8
Career		120	581	6	4.8

Career Highs: Rushes - 15 (Two Times, MR at Duke, 9-25-21), Yards - 102 (at Coastal Carolina, 9-10-21), Touchdowns - 2 (at Coastal Carolina, 9-10-21).



10

JAYSON GILLIOM

Safety | 6'2" | 210 | 1L | Sophomore
Suwanee, Ga. | North Gwinnett HS



Notables:

- Played in all 12 games, while starting three, as a true freshman in 2021. Recorded 18 tackles, including 14 solo, in his first year as a Jayhawk.
- Recorded a career-high five tackles in the season finale against West Virginia, while recording one pass breakup.

Career Defensive Stats

Date	Opponent	UA-At-TT	TFL	Sack	Int.	PD	FF/R
9-3-21	South Dakota	2-0-2	0-0	0-0	0	0	0/0
9-18-21	Baylor	1-0-1	0-0	0-0	0	0	0/0
10-2-21	at Iowa State	1-0-1	0-0	0-0	0	0	0/0
10-16-21	Texas Tech	1-1-2	0-0	0-0	0	0	0/0
10-23-21	Oklahoma	1-0-1	0-0	0-0	0	0	0/0
10-30-21	at Oklahoma State	2-0-2	0-0	0-0	0	0	0/0
11-6-21	Kansas State	1-0-1	0-0	0-0	0	0	0/0
11-13-21	at Texas	1-0-1	0-0	0-0	0	0	0/0
11-20-21	at TCU	2-0-2	0-0	0-0	0	0	0/0
11-27-21	West Virginia	3-2-5	0-0	0-0	0	1	0/0
2021		15-3-18	0-0	0-0	0	1	0/0
Career		15-3-18	0-0	0-0	0	1	0/0

Career Highs: Tackles - 3 (vs. West Virginia, 11-27-21), Pass breakups - 1 (vs. West Virginia, 11-27-21).



11

EDDIE WILSON

Defensive Line | 6'4" | 315 | 1L | Super-Senior
Jersey City, N.J. | Milford Academy/Bufalo



Notables:

- Saw game action in 11 out of 12 games in 2021, starting the first two of the season
- Recorded 12 tackles (six solo, six assisted) during his first season in Lawrence.
- Transferred to Kansas from Buffalo after his junior season, where he started 23 career games, totaling 63 tackles as a Bull.

Career Defensive Stats

Date	Opponent	UA-At-TT	TFL	Sack	Int.	PD	FF/R
9-3-21	South Dakota	2-1-3	0-0	0-0	0	0	0/0
9-10-21	at Coastal Carolina	0-2-2	0-0	0-0	0	0	0/0
9-18-21	Baylor	2-0-2	0-0	0-0	0	0	0/0
10-16-21	Texas Tech	1-1-2	0-0	0-0	0	0	0/0
10-30-21	at Oklahoma State	1-0-1	0-0	0-0	0	0	0/0
11-6-21	Kansas State	1-0-1	0-0	0-0	0	0	0/0
11-13-21	at Texas	0-1-1	0-0	0-0	0	0	0/0
2021		6-6-12	0-0	0-0	0	0	0/0
9-10-22	at West Virginia	2-0-2	0-0	0-0	0	0	0/0
9-17-22	at Houston	1-0-1	0-0	0-0	0	0	0/0
9-24-22	Duke	1-0-1	1.0-1	0-0	0	0	0/0
10-1-22	Iowa State	0-3-3	0-0	0-0	0	0	0/0
10-8-22	TCU	1-2-3	0.5-1	0-0	0	0	0/0
10-15-22	at Oklahoma	2-2-4	0-0	0-0	0	0	0/0
10-22-22	at Baylor	0-1-1	0-0	0-0	0	0	0/0
11-19-22	Texas	2-0-2	0-0	0-0	0	0	0/0
2022		9-8-17	1.5-2	0-0	0	0	0/0
Career		15-14-29	1.5-2	0-0	0	0	0/0

Career Highs: Tackles - 4 (at Oklahoma, 10-16-22), Tackles-for-loss - 1 (vs. Duke, 9-24-22)

11



LUKE GRIMM

Wide Receiver | 6'0" | 190 | 2L | Junior
Raymore, Mo. | Raymore-Peculiar HS



Notables:

- Played in 10 games during his sophomore season in 2021, starting six games.
- Caught 22 passes for 349 yards and three touchdowns in 2021.
- Had a career day against West Virginia, catching four passes for 105 yards.
- As a true freshman, he played in six games, recording 19 receptions for 255 yards and two touchdowns.

Career Receiving Stats

Date	Opponent	No.	Yds.	TD	Avg.
10-24-20	at Kansas State	1	28	0	28.0
10-31-20	Iowa State	4	53	0	13.3
11-7-20	at Oklahoma	4	61	0	15.3
11-28-20	TCU	4	72	2	18.0
12-5-20	at Texas Tech	6	41	0	6.8
2020		19	255	2	13.4
9-10-21	at Coastal Carolina	5	75	0	15.0
9-18-21	Baylor	2	25	0	12.5
10-2-21	at Iowa State	1	22	0	22.0
10-16-21	Texas Tech	3	33	1	11.0
10-23-21	Oklahoma	3	50	1	16.7
11-20-21	at TCU	4	39	1	9.8
11-27-21	West Virginia	4	105	0	26.3
2021		22	349	3	15.9
9-2-22	Tennessee Tech	2	27	0	13.5
9-10-22	at West Virginia	6	66	0	11.0
9-17-22	at Houston	2	6	1	3.0
9-24-22	Duke	5	63	1	12.6
10-1-22	Iowa State	4	46	0	11.5
10-8-22	TCU	6	73	1	12.2
10-15-22	at Oklahoma	1	19	0	19.0
11-5-22	Oklahoma State	7	65	0	9.3
11-12-22	at Texas Tech	3	21	1	7.0
11-19-22	Texas	3	22	1	7.3
11-26-22	at Kansas State	3	48	0	16.0
2022		42	456	5	10.9
Career		83	1,060	10	12.8

Career Highs: Receptions - 7 (vs. Oklahoma State, 11-5-22), Yards - 105 (vs. West Virginia, 11-27-21), Touchdowns - 2 (vs. TCU, 11-28-20), Long - 48 (vs. TCU, 11-28-20).

Career Rushing Stats

Date	Opponent	No.	Yds.	TD	Avg.
11-7-20	at Oklahoma	2	12	0	6.0
11-28-20	TCU	1	-2	0	-2.0
2020		3	10	0	3.3
Career		3	10	0	3.3

Career Highs: Rushes - 2 (at Oklahoma, 11-7-20), Yards - 12 (at Oklahoma, 11-7-20)

Career Kick Return Stats

Date	Opponent	No.	Yds.	TD	Avg.
9-3-21	South Dakota	1	27	0	27.0
2021		1	27	0	27.0
Career		1	27	0	27.0

Career Highs: Returns - 1 (vs. South Dakota, 9-3-21), Yards - 27 (vs. South Dakota, 9-3-21).

12



TORRY LOCKLIN

Running Back | 6'2" | 210 | 1L | RS-Junior
Rockdale, Texas | Rockdale, Texas



Notables:

- Played in nine out of 12 games for the Jayhawks in 2021. Had 36 carries for 117 yards and two touchdowns, also adding three receptions for 24 yards and a score.
- Scored a pair of touchdowns at Duke, both on the ground and in the air, the first of his career.

Career Rushing Stats

Date	Opponent	No.	Yds.	TD	Avg.
10-19-19	at Texas	2	2	0	1.0
11-23-19	at Iowa State	1	2	0	2.0
2019		3	4	0	1.3
9-3-21	South Dakota	5	8	0	1.6
9-10-21	at Coastal Carolina	3	11	0	3.7
9-18-21	Baylor	2	0	0	0.0
9-25-21	at Duke	7	47	1	6.7
10-2-21	at Iowa State	12	39	1	3.3
10-16-21	Texas Tech	3	8	0	2.7
10-23-21	Oklahoma	3	3	0	1.0
10-30-21	at Oklahoma State	1	1	0	1.0
2021		36	117	2	3.3
9-2-22	Tennessee Tech	1	3	0	3.0
9-24-22	Duke	2	2	0	1.0
11-19-22	Texas	3	10	0	3.3
11-26-22	at Kansas State	6	17	1	2.8
2022		12	32	1	2.7
Career		51	153	3	3.0


Career Highs: Rushes - 12 (at Iowa State, 10-2-21), Yards - 47 (at Duke, 9-25-21), Touchdowns - 1 (Three Times, MR at Kansas State, 11-26-22), Long - 36 (at Duke, 9-25-21).

Career Receiving Stats

Date	Opponent	No.	Yds.	TD	Avg.
9-25-21	at Duke	1	20	1	20.0
10-2-21	at Iowa State	1	1	0	1.0
11-6-21	Kansas State	1	3	0	3.0
2021		3	24	1	8.0
2022		1	3	0	3.0
9-17-22	at Houston	1	60	1	60.0
10-15-22	at Oklahoma	1	8	0	8.0
11-19-22	Texas	1	14	1	14.0
11-26-22	at Kansas State	2	10	0	5.0
Career		7	56	2	8.0

Career Highs: Receptions - 2 (at Kansas State, 11-26-22), Yards - 60 (at Houston, 9-17-22), Touchdowns - 1 (Three Times, MR vs. Texas, 11-19-22), Long - 60 (at Houston, 9-17-22).

13



JORDAN PRESTON

Quarterback | 5'10" | 200 | RS | RS-Junior
Lawrence, Kan. | Mill Valley HS



Notables:

- Played HS football at Lawrence Free State before transferring to Mill Valley. Led the Jaguars to a 7-4 record in 2018, behind 150 completions on 267 attempts for 1,872 yards for 12 touchdowns.

14



JALEN DYE

Safety | 6'0" | 185 | TR | Sophomore
San Diego, Calif. | Cathedral Catholic HS/Palomar



Notables:

- Transferred to Kansas from Palomar College, where he played his freshman season.
- At Palomar, he earned first team all-conference honors and was named the defensive MVP of team's bowl game.
- Finished the season with 52 tackles, four interceptions, four pass breakups and one forced fumble.
- Son of Jermaine and Tricia Dye, father Jermaine played 14 years of Major League Baseball, including five seasons with the Kansas City Royals.

14



KAI KUNZ

Quarterback | 6'2" | 200 | HS | Freshman
Wichita, Kan. | Andover Central HS



Notables:

- Prepped at Andover Central High School, where he helped lead team to Class 4A state championship game as a senior.
- Was a First Team All-State as a senior, AVCTL All-League, Blue-Grey All-American selection. Threw for 2,512 yards his senior season, which marked the most yards in a season in school history.

15



ETHAN VASKO

Quarterback | 6'4" | 200 | HS | Freshman
Chesapeake, Va. | Oscar F. Smith HS



Notables:

- Was a 247 Sports 3-star recruit from Oscar Smith high school, where he led them to three state championship games and back-to-back state championships.
- Broke the Virginia High School record with 10 touchdowns in a single game.
- Totaled a 35-3 record as a starting quarterback with 9,203 total yards and 134 total touchdowns.

Career Passing Stats

Date	Opponent	Cmp.-Att.	Pct.	Yds.	TD	Int	Rate
11-12-22	at Texas Tech	3-5	60.0	13	0	0	81.8
2022		3-5	60.0	13	0	0	81.8
Career		3-5	60.0	13	0	0	81.8

Career Highs: Completions - 3 (at Texas Tech, 11-12-22), Attempts - 5 (at Texas Tech, 11-12-22), Yards - 13 (at Texas Tech, 11-12-22).

Career Rushing Stats

Date	Opponent	No.	Yds.	TD	Avg.
11-12-22	at Texas Tech	2	6	0	3.0
2022		2	6	0	3.0
Career		2	6	0	3.0

Career Highs: Rushes - 2 (at Texas Tech, 11-12-22), Yards - 6 (at Texas Tech, 11-12-22).

15



CRAIG YOUNG

Linebacker | 6'3" | 225 | TR | RS-Junior
Fort Wayne, Ind. | Wayne HS/Ohio State



Notables:


- Made his KU debut against Tennessee Tech, recording two tackles.
- Transferred to Kansas from Ohio State after his junior season, where he played in 12 games for the Buckeyes with 15 tackles, nine solo.
- Had a 70-yard interception return for a touchdown against Maryland.

Career Defensive Stats

Date	Opponent	UA-At-TT	TFL	Sack	Int.	PD	FF/R
9-2-22	Tennessee Tech	1-1-2	0-0	0-0	0	0	0/0
9-10-22	at West Virginia	2-5-7	0-0	0-0	0	2	0/0
9-17-22	at Houston	7-0-7	1-0-2	1-0-2	0	0	0/0
9-24-22	Duke	4-1-5	0-0	0-0	0	0	0/0
10-1-22	Iowa State	5-0-5	1-0-8	1-0-8	0	0	0/0
10-8-22	TCU	4-1-5	1-0-3	0-0	0	0	0/0
10-15-22	at Oklahoma	2-1-3	1-0-6	1-0-6	0	0	0/0
10-22-22	at Baylor	2-2-4	0-0	0-0	1	0	0/0
11-5-22	Oklahoma State	4-1-5	0-5-2	0-5-2	0	0	0/0
11-12-22	at Texas Tech	3-1-4	0-0	0-0	0	0	0/0
11-19-22	Texas	1-2-3	0-0	0-0	0	0	0/0
11-26-22	at Kansas State	7-1-8	1-0-5	1-0-5	0	1	1/0
2022		42-16-58	4-5-21	3-5-18	1	2	0/0
Career		35-15-50	4-5-21	3-5-18	1	2	0/0

Career Highs: Tackles - 8 (at Kansas State, 11-26-22), Pass Deflections - 2 (at West Virginia, 9-10-22), Sacks - 1.0 (Four Times, MR at Kansas State, 11-26-22), Interceptions - 1 (at Baylor, 10-22-22), Forced fumbles - 1 (at Kansas State, 11-26-22)

16



BEN EASTER


Quarterback | 6'3" | 215 | RS | Freshman
Brownsburg, Ind. | Brownsburg HS



Notables:

- Redshirted his first season at KU.
- Came to Kansas from Brownsburg HS as a three-star recruit by Rivals and 247 Sports.
- Threw for 1,842 yards and 13 touchdowns as a senior, leading Brownsburg to a 8-2 record and No. 5 ranking in the state.

18



JACK JACKSON

Quarterback | 6'3" | 195 | HS | Freshman
Dallas, Texas | Highland Park HS



Notables:

- Prepped at Highland Park HS in Dallas under head coach Randy Allen, where he also played baseball.



18

KALON GERVIN
 Cornerback | 5'11" | 195 | TR | RS-Junior
 Detroit, Mich. | Cass Technical HS/Michigan State



Notables:

- Transferred to Kansas from Michigan State, where he played in 23 career games and nine career starts.
- Totaled 44 tackles in his Spartans career with four pass breakups and one fumble recovery for a touchdown.
- Played in four games in 2021 with three starts and 14 total tackles, and played in six games in 2020, starting all six.

Career Defensive Stats

Date	Opponent	UA-At-TT	TFL	Sack	Int.	PD	FF/R
9-2-22	Tennessee Tech	1-1-2	0-0	0-0	0	0	0/0
9-10-22	at West Virginia	3-1-4	0-0	0-0	0	0	0/0
9-17-22	at Houston	0-0-0	0-0	0-0	0	1	0/0
9-24-22	Duke	3-0-3	0-0	0-0	0	0	0/0
10-1-22	Iowa State	3-0-3	0-0	0-0	0	0	0/0
10-15-22	at Oklahoma	3-2-5	0-0	0-0	0	0	0/0
10-22-22	at Baylor	1-0-1	0-0	0-0	0	0	0/0
11-5-22	Oklahoma State	1-0-1	1.0-1	0-0	0	1	0/0
11-12-22	at Texas Tech	0-0-0	0-0	0-0	0	1	0/0
11-19-22	Texas	0-0-0	0-0	0-0	0	1	0/0
11-26-22	at Kansas State	1-0-1	0-0	0-0	0	0	0/0
2022		16-4-20	1.0-1	0-0	0	4	0/0
Career		16-4-20	1.0-1	0-0	0	4	0/0

Career Highs: Tackles - 5 (at Oklahoma, 10-15-22), Pass deflections - 1 (Four Times, MR vs. Texas, 11-19-22), Tackles-for-loss - 1.0 (vs. Oklahoma State, 11-5-22)



19

TRISTIAN FLETCHER
 Linebacker | 6'0" | 225 | TR | Sophomore
 Cypress, Texas | Cy Ridge HS/Trinity Valley CC



Notables:

- Transferred to Kansas following one year at Trinity Valley Community College.

Career Defensive Stats


Date	Opponent	UA-At-TT	TFL	Sack	Int.	PD	FF/R
11-12-22	at Texas Tech	1-0-1	0-0	0-0	0	0	0/0
2022		1-0-1	0-0	0-0	0	0	0/0
2022		1-0-1	0-0	0-0	0	0	0/0

Career Highs: Tackles - 1 (at Texas Tech, 11-12-22).



20

DONOVAN GAINES
 Linebacker | 5'10" | 213 | RS | RS-Sophomore
 Moore, Okla. | Southmoore HS



Notables:

- Saw action in two games in 2021, playing against Kansas State and West Virginia.
- Redshirted his first year in Lawrence and did not see game action.

Career Defensive Stats

Date	Opponent	UA-At-TT	TFL	Sack	Int.	PD	FF/R
10-8-22	TCU	1-0-1	0-0	0-0	0	0	0/0
10-15-22	at Oklahoma	1-0-1	0-0	0-0	0	0	0/0
11-19-22	Texas	1-0-1	0-0	0-0	0	0	0/0
2022		3-0-3	0-0	0-0	0	1	0/0
Career		3-0-3	0-0	0-0	0	1	0/0

Career Highs: Tackles - 1 (Three Times, MR vs. Texas, 11-19-22).



20

DANIEL HISHAW JR.
 Running Back | 5'10" | 215 | 1L | RS-Sophomore
 Moore, Okla. | Moore HS



Notables:

- Coming off an injury in 2021, has rushed 15 times for 119 yards and three touchdowns in the first two games of 2022.
- As a freshman in 2020, he was the team's second-leading rusher, accumulating 229 net yards on 52 carries, good for an average of 4.4 yards per carry.

Career Rushing Stats


Date	Opponent	No.	Yds.	TD	Avg.
9-12-20	Coastal Carolina	2	2	0	1.0
9-26-20	at Baylor	1	0	0	0.0
10-3-20	Oklahoma State	5	51	0	10.2
10-24-20	at Kansas State	6	14	0	2.3
10-31-20	Iowa State	6	2	1	0.3
11-7-20	at Oklahoma	10	73	0	7.3
12-5-20	at Texas Tech	22	87	1	4.0
2020		55	229	2	4.4
9-2-22	Tennessee Tech	5	56	1	11.2
9-10-22	at West Virginia	10	63	2	6.3
9-17-22	at Houston	11	53	1	4.6
9-24-22	Duke	10	61	0	6.1
10-1-22	Iowa State	8	28	1	3.5
2022		44	261	5	5.9
Career		96	490	7	5.1

Career Highs: Rushes - 22 (at Texas Tech, 12-5-20), Yards - 87 (at Texas Tech, 12-5-20), Touchdowns - 2 (at West Virginia, 9-10-22).

Career Receiving Stats


Date	Opponent	No.	Yds.	TD	Avg.
10-24-20	at Kansas State	1	9	0	9.0
10-31-20	Iowa State	1	-2	0	-2.0
12-5-20	at Texas Tech	3	21	0	7.0
2020		5	28	0	5.6
9-2-22	Tennessee Tech	1	5	0	5.0
9-17-22	at Houston	1	17	0	17.0
9-24-22	Duke	1	73	1	73.0
2022		3	95	1	31.7
Career		8	123	1	15.4

Career Highs: Receptions - 3 (at Texas Tech, 12-5-20), Yards - 73 (at Texas Tech, 12-5-20), Touchdowns - 1, (vs. Duke, 9-24-22)



22

BRIAN DILWORTH
 Cornerback | 5'11" | 180 | HS | Freshman
 Hollywood, Fla. | Chaminade-Madonna Prep HS



Notables:

- Rated as a three star by Rivals and 247 Sports out of Chaminade-Madonna Prep HS, where he is a three-sport athlete between football, volleyball and basketball.
- Recorded seven interceptions, two pass breakups and 29 tackles, in 2020.
- Was named a Miami Herald 5A-Ind first-team selection in 2020 after helping Chaminade-Madonna reach the 3A championship.



23

MASON ELLIS
 Safety | 6'2" | 195 | HS | Freshman
 Mulvane, Kan. | Mulvane HS



Notables:

- Rated as a three star by 247 Sports out of Mulvane HS.
- Sports in Kansas first-team all-state as a senior and First-team all-conference and county.
- As a senior, totaled 37.5 tackles, 12 pass breakups and four interceptions. Also played quarterback for Mulvane and threw for 1,569 yards and 13 touchdowns, while rushing for 1,152 yards and 21 touchdowns on 183 carries.

24



REISS VERNON

Punter | 6'2" | 210 | 2L | Junior

Bixby, Okla. | Bixby HS



Notables:


- Posted 49 punts for 1,981 yards, averaging 40.4 yards per punt in 12 games in 2021.
- Punted 38 times for 1,438 yards for an average of 37.8 yards per punt in 2020.

Career Punting Stats

Date	Opponent	No.	Yds.	Avg.
10-24-20	at Kansas State	5	173	34.6
10-31-20	Iowa State	5	258	43.0
11-7-20	at Oklahoma	9	331	36.8
11-28-20	TCU	11	408	37.1
12-5-20	at Texas Tech	7	268	38.3
2020		38	1,438	37.8
9-3-21	South Dakota	7	281	40.1
9-10-21	at Coastal Carolina	1	38	38.0
9-18-21	Baylor	8	376	47.0
9-25-21	at Duke	4	131	38.3
10-2-21	at Iowa State	5	208	41.6
10-16-21	Texas Tech	4	129	32.3
10-23-21	Oklahoma	1	36	36.0
10-30-21	at Oklahoma State	7	310	44.3
11-6-21	Kansas State	4	177	44.2
11-13-21	at Texas	4	153	38.2
11-20-21	at TCU	3	102	34.0
11-27-21	West Virginia	1	40	40.0
2021		49	1,981	40.4
9-10-22	at West Virginia	3	129	43.0
9-17-22	at Houston	2	86	43.0
9-24-22	Duke	1	45	45.0
10-1-22	Iowa State	6	239	39.8
10-8-22	TCU	3	125	41.7
10-15-22	at Oklahoma	5	212	42.4
10-22-22	at Baylor	2	63	31.5
11-5-22	Oklahoma State	3	94	31.3
11-12-22	at Texas Tech	2	96	48.0
11-19-22	Texas	3	118	39.3
11-26-22	at Kansas State	5	190	38.0
2022		35	1,397	39.9
Career		122	4,816	39.5

Career Highs: Punts - 11 (vs. TCU, 11-28-20), Yards - 408 (vs. TCU, 11-28-20), Game average - 48.0 (at Texas Tech, 11-12-22).

25



KALEB PURDY

Safety | 5'11" | 180 | HS | Freshman

St. Peters, Mo. | DeSmet Jesuit HS



Notables:

- A Rivals and 247 Sports 3-star recruit and was the second highest ranked safety out of Missouri in high school.
- Played under head coach Robert Steeples at DeSmet Jesuit, going undefeated for the first time in school history in 2019 and winning their second state title

26



JACK CODWELL

Running Back | 6'0" | 226 | RS | RS-Sophomore

Pearland, Texas | IMG Academy



Notables:

- Made his KU debut against Oklahoma State in 2020.
- Played at IMG Academy in Bradenton, Florida, where he was a part of the No. 5-ranked team nationally.
- Rushed for over 800 yards as a senior, compiling nine touchdowns at IMG Academy.

26



KRISHAWN BROWN

Linebacker | 6'1" | 226 | RS | RS-Sophomore


Bixby, Okla. | Bixby HS



Notables:

- Played in three games on special teams in 2021.
- Redshirted his freshman season as a Jayhawk.
- Ranked as the No. 11 recruit in the state of Oklahoma according to Rivals and No. 58 in his position in the country
- In the 2018 season he recorded 119 tackles with 93 solo and 14 sacks, which helped Booker T. reach the class 6A state semifinals.

27



KENRICK OSEI-BONSU

Safety | 6'3" | 190 | HS | Freshman

Olathe, Kan. | Olathe North HS



Notables:

- Played safety at Olathe North HS under head coach Chris McCartney.

28



SEVON MORRISON

Running Back | 6'0" | 212 | TR | RS-Sophomore

Tulsa, Okla. | Edison HS/Nebraska



Notables:

- Made his KU debut against Tennessee Tech, rushing for 70 yards and a score on eight carries.
- Transferred to Kansas from Nebraska, where he appeared in seven games, rushing 30 times for 116 yards and a touchdown.
- His Cornhusker debut came against Fordham, rushing nine times for 31 yards and two touchdowns.

Career Rushing Stats

Date	Opponent	No.	Yds.	TD	Avg.
9-2-22	Tennessee Tech	8	70	1	8.8
9-10-22	at West Virginia	1	7	0	7.0
9-17-22	at Houston	1	30	0	30.0
9-24-22	Duke	2	5	0	1.5
10-8-22	TCU	1	40	0	40.0
10-15-22	at Oklahoma	3	1	0	0.3
10-22-22	at Baylor	2	3	0	1.5
11-19-22	Texas	5	11	0	2.2
2022		23	165	1	7.2
Career		23	165	1	7.2

Career Highs: Rushes - 8 (vs. Tennessee Tech, 9-2-22), Yards - 70 (vs. Tennessee Tech, 9-2-22), Touchdowns - 1 (vs. Tennessee Tech, 9-2-22).

Career Receiving Stats

Date	Opponent	No.	Yds.	TD	Avg.
9-17-22	at Houston	1	13	0	13.0
10-8-22	TCU	1	1	0	1.0
10-22-22	at Baylor	1	12	0	12.0
2019		3	26	0	8.7

Career Highs: Receptions - 1 (Three Times, MR at Baylor, 10-22-22), Yards - 13 (at Houston, 9-17-22).

Career Kick Return Stats

Date	Opponent	No.	Yds.	TD	Avg.
10-1-22	Iowa State	2	58	0	29.0
11-19-22	Texas	3	63	0	21.0
2022		5	121	0	24.2
Career		5	121	0	24.2

Career Highs: Kick Returns - 3 (vs. Texas, 11-19-22), Yards - 63 (vs. Texas, 11-19-22), Long - 37 (vs. Iowa State, 10-1-22).



29

JADEN ROBINSONCornerback | 6'0" | 185 | RS | RS-Freshman
Grand Prairie, Texas | Grand Prairie HS**Notables:**

- Redshirted his freshman season at KU.
- Brother, Kelan, is a wide receiver for the Jayhawks (No. 85).



30

RICH MILLERLinebacker | 6'1" | 225 | 1L | Senior
Detroit, Mich. | Martin Luther King HS**Notables:**

- Played in all 12 games last season, starting in nine at linebacker, where he recorded 79 tackles, 5.0 tackles-for-loss and two sacks.
- Had a career-high 14 tackle game against Duke, which included seven solo and seven assisted tackles.
- Transferred to Kansas from Buffalo following the 2020 season, where he appeared in seven games as a sophomore, recording 13 tackles.

Career Defensive Stats

Date	Opponent	UA-A-TT	TFL	Sack	Int.	PD	FF/R
9-3-21	South Dakota	1-0-1	0-0	0-0	0	0	0/0
9-10-21	at Coastal Carolina	2-2-4	0-0	0-0	0	1	0/0
9-18-21	Baylor	1-0-1	0-0	0-0	0	0	0/0
9-25-21	at Duke	7-7-14	0-0	0-0	0	0	0/0
10-2-21	at Iowa State	3-2-5	0-0	0-0	0	0	0/0
10-16-21	Texas Tech	7-0-7	1.0-1	0-0	0	0	0/0
10-23-21	Oklahoma	3-3-6	0-0	0-0	0	0	1/0
10-30-21	at Oklahoma State	7-2-9	1.0-2	0-0	0	0	0/0
11-6-21	Kansas State	8-0-8	0-0	0-0	0	1	0/0
11-13-21	at Texas	8-0-8	1.0-1	0-0	0	0	0/1
11-20-21	at TCU	3-4-7	0-0	0-0	0	0	0/0
11-27-21	West Virginia	7-2-9	2.0-15	1.0-14	0	0	0/0
2021		57-22-79	5.0-19	1.0-14	0	2	1/1
9-2-22	Tennessee Tech	2-4-6	0-0	0-0	0	0	0/0
9-10-22	at West Virginia	7-5-12	0-0	0-0	0	0	0/0
9-17-22	at Houston	7-2-9	1.0-7	0-0	0	0	0/0
9-24-22	Duke	4-0-4	0-0	0-0	0	0	0/0
10-1-22	Iowa State	2-5-7	0.5-1	0-0	0	0	0/0
10-8-22	TCU	5-4-9	0.5-1	0-0	0	0	0/0
10-15-22	at Oklahoma	4-5-9	0-0	0-0	0	0	0/0
10-22-22	at Baylor	6-1-7	0-0	0-0	0	0	0/0
11-5-22	Oklahoma State	5-1-6	1.0-4	1.0-4	1	0	0/0
11-12-22	at Texas Tech	4-2-6	0-0	0-0	0	0	0/0
11-19-22	Texas	3-1-4	0-0	0-0	0	0	0/0
11-26-22	at Kansas State	4-0-4	0-0	0-0	0	0	0/0
2021		53-30-83	3.0-13	1.0-4	1	0	0/0
Career		110-52-162	8.0-32	2.0-18	1	2	1/1

Career Highs: Tackles - 14 (at Duke, 9-25-20), Tackles for Loss - 2 (vs. West Virginia, 11-27-21), Sacks - 1 (Three Times, MR vs. Oklahoma State, 11-5-22), Pass deflections - 1 (Two Times, MR - vs. Kansas State, 11-6-21), Forced Fumbles - 1 (vs. Oklahoma, 10-23-21), Fumble Recoveries - 1 (at Texas, 11-13-21), Interceptions - 1 (vs. Oklahoma State, 11-5-22)



31


LANDON NELSONSafety | 5'11" | 187 | RS | RS-Freshman
Maui, Hawai'i | Valley HS**Notables:**

- Redshirted his freshman season at Kansas.
- Came to KU from Valley HS in Des Moines, where he finished his career with 255 tackles, 19 tackles-for-loss, 43 passes broken up, three interceptions and three forced fumbles.

Career Defensive Stats

Date	Opponent	UA-At-TT	TFL	Sack	Int.	PD	FF/R
11-19-22	Texas	1-0-1	0-0	0-0	0	0	0/0
2022		1-0-1	0-0	0-0	0	0	0/0
Career		1-0-1	0-0	0-0	0	0	0/0

Career Highs: Tackles - 1 (vs. Texas, 11-19-22).



32

DYLAN DOWNINGLinebacker | 6'1" | 235 | RS | RS-Junior
Kansas City, Kan. | Bishop Miege HS**Notables:**

- Contributed for the Jayhawks in nine games in 2021.
- Played high school ball at Bishop Miege, where he helped them to four-straight championships.
- Recorded 131 tackles as a senior in high school, and was awarded the Bobby Bell Award given to the top lineman/linebacker in small class football in the Kansas City metro area.

Career Defensive Stats

Date	Opponent	UA-At-TT	TFL	Sack	Int.	PD	FF/R
10-8-22	TCU	1-0-1	0-0	0-0	0	0	0/0
11-26-22	at Kansas State	2-0-2	0-0	0-0	0	0	0/0
2022		3-0-3	0-0	0-0	0	0	0/0
Career		3-0-3	0-0	0-0	0	0	0/0

Career Highs: Tackles - 2 (at Kansas State, 11-26-22).



33


D'MARION ALEXANDERDefensive End | 6'5" | 245 | RS | RS-Freshman
China Spring, Texas | China Spring HS**Notables:**

- Redshirted his freshman season at KU.
- Was a Rivals.com and 247 Sports composite three-star recruit, and was ranked a top 1,000 recruit in the country by 247 sports.
- Coached by Brian Bell at China Spring, where the Cougars went 10-3 on the season and advanced to the state quarterfinals

Career Defensive Stats

Date	Opponent	UA-At-TT	TFL	Sack	Int.	PD	FF/R
9-2-22	Tennessee Tech	1-0-1	0-0	0-0	0	0	0/0
2022		1-0-1	0-0	0-0	0	0	0/0
Career		1-0-1	0-0	0-0	0	0	0/0

Career Highs: Tackles - 1 (vs. Tennessee Tech, 9-3-22).



SPENCER ROE

Fullback | 6'3" | 260 | 1L | RS-Senior
Lawrence, Kan. | Free State HS



33

Notables:

- Played in seven games as a redshirt sophomore in 2021.
- Was named to the Academic All-Big 12 team in 2021 and 2020.
- Made nine appearances as a freshman during the 2019 season, primarily on special teams.

Career Receiving Stats

Date	Opponent	No.	Yds.	TD	Avg.
11-23-19	at Iowa State	1	2	1	2.0
2019		1	2	1	2.0

Career Highs: Receptions - 1 (at Iowa State, 11-23-19), Yards - 2 (at Iowa State, 11-23-19), Touch-downs - 1 (at Iowa State, 11-23-19).



OWEN PIEPERGERDES

Kicker | 6'5" | 250 | RS | RS-Freshman
Kansas City, Mo. | Rockhurst HS



34

Notables:

- Did not see any game action in 2021, redshirting the season.
- Played football and soccer at Rockhurst high school.

Career Kicking Stats

Date	Opponent	FGM-A	Pct.	XPM-A	Pct.	Pts.
11-19-22	Texas	0-0	---	2-2	100.0	2
11-26-22	at Kansas State	0-0	---	3-3	100.0	3
2022		0-0	---	5-5	100.0	5
Career		0-0	---	5-5	100.0	5

Career Highs: Extra Points Made - 3 (at Kansas State, 11-26-22), Points - 3 (at Kansas State, 11-26-22).



ALEX RAICH


Linebacker | 6'2" | 200 | TR | RS-Junior
Chur, Switzerland (Quader Schulhaus/Golden West College)



34

Notables:

- Transferred to Kansas from Golden West College in Huntington Beach, California, where he played safety.
- Originally from Switzerland, but moved to the United States to pursue football.



ZION DEBOSE

Defensive End | 6'2" | 250 | 1L | Super-Senior
Salisbury, N.C. | North Rowan HS/Virginia Tech



35

Notables:

- Saw action in 10 games in 2021, finishing with seven tackles, 2.5 tackles-for-loss and 1.5 sacks.
- His career-high of three tackles came at Oklahoma State in 2021, while he recorded a 7-yard sack in the season finale against West Virginia.

Career Defensive Stats

Date	Opponent	UA-A-TT	TFL	Sack	Int.	PD	FF/R
9-18-21	Baylor	1-0-1	0-0	0-0	0	0	0/0
10-30-21	at Oklahoma State	2-1-3	0.5-1	0.5-1	0	0	0/0
11-13-21	at Texas	2-0-2	1.0-1	0-0	0	0	0/0
11-27-21	West Virginia	1-0-1	1.0-7	1.0-7	0	0	0/0
2021		5-2-7	2.5-9	1.5-8	0	0	0/0
9-2-22	Tennessee Tech	1-0-1	0-0	0-0	0	0	0/0
10-1-22	Iowa State	1-0-1	1.0-4	0-0	0	0	0/0
10-15-22	at Oklahoma	1-0-1	0-0	0-0	0	0	0/0
11-5-22	Oklahoma State	1-1-2	0-0	0-0	0	0	0/0
11-12-22	at Texas Tech	1-0-1	0-0	0-0	0	0	0/0
11-19-22	Texas	1-0-1	0-0	0-0	0	0	0/0
2022		6-1-6	1.0-4	1.5-8	0	0	0/0
Career		11-3-16	3.5-13	1.5-8	0	0	0/0

Career Highs: Tackles - 3 (at Oklahoma State, 10-30-21), Tackles for Loss - 1 (Three Times, MR vs. Iowa State, 10-1-22) Sacks - 1.0 (vs. West Virginia, 11-27-21).



DEANDRE THOMAS JR.

Running Back | 5'8" | 188 | RS | RS-Freshman
Blue Springs, Mo. | Blue Springs HS



36

Notables:

- Redshirted his freshman season at KU.
- Prepped at Blue Springs High School for Coach David White, where he was named to All-Conference and All-District teams.

Career Rushing Stats

Date	Opponent	No.	Yds.	TD	Avg.
11-19-22	Texas	1	5	0	5.0
2022		1	5	0	5.0
Career		1	5	0	5.0

Career Highs: Rushes - 1 (vs. Texas, 11-19-22), Yards - 5 (vs. Texas, 11-19-22).



GRAYDEN ADDISON

Punter | 5'11" | 220 | RS | RS-Freshman
Noblesville, Ind. | Noblesville HS



37

Notables:

- Did not see game action in 2021.
- Averaged 43.1 yards per punt as a senior with a long of 78 yards at Noblesville HS.
- MaxPreps First-Team All-State as a senior.

Career Punting Stats

Date	Opponent	No.	Yds.	Avg.
11-19-22	Texas	1	28	28.0
2022		1	28	28.0
Career		1	28	28.0

Career Highs: Punts - 1 (vs. Texas, 11-19-22), Yards - 28 (vs. Texas, 11-19-22, Game average - 28.0 (vs. Texas, 11-19-22).



37

HAYDEN HATCHER

Defensive End | 6'3" | 245 | 2L | RS-Senior

Council Bluffs, Iowa | Lewis Central HS



Notables:

- Played in four games in 2021, recording six tackles (four solo, two assisted).
- Recorded his first-career fumble recovery at Duke in 2021.
- As a redshirt sophomore, he posted seven tackles and one tackle-for-loss in 2020.

Career Defensive Stats

Date	Opponent	UA-A-TT	TFL	Sack	Int.	PD	FF/R
9-26-20	at Baylor	0-2-2	0-0	0-0	0	0	0/0
10-3-20	Oklahoma State	3-0-3	1-0-1	0-0	0	0	0/0
10-24-20	at Kansas State	1-0-1	0-0	0-0	0	0	0/0
10-31-20	Iowa State	1-0-1	0-0	0-0	0	0	0/0
2020		5-2-7	1-0-1	0-0	0	0	0/0
9-3-21	South Dakota	1-0-1	0-0	0-0	0	0	0/0
9-10-21	at Coastal Carolina	2-0-2	0-0	0-0	0	0	0/0
9-25-21	at Duke	1-2-3	0-0	0-0	0	0	0/1
2021		4-2-6	0-0	0-0	0	0	0/1
9-2-22	Tennessee Tech	1-2-3	1.5-5	0.5-2	0	0	0/0
9-10-22	at West Virginia	1-1-2	0-0	0-0	0	0	0/0
9-17-22	at Houston	2-2-4	0-0	0-0	0	0	0/0
10-8-22	TCU	0-1-1	0-0	0-0	0	0	0/0
10-15-22	at Oklahoma	1-0-1	0-0	0-0	0	0	0/1
10-22-22	at Baylor	1-1-2	0-0	0-0	0	0	0/0
11-5-22	Oklahoma State	0-2-2	0.5-0	0-0	0	0	0/0
11-12-22	at Texas Tech	1-0-1	0-0	0-0	0	0	0/0
11-19-22	Texas	2-0-2	0-0	0-0	0	0	0/0
2021		9-9-18	2-0-5	0.5-2	0	0	0/0
Career		18-13-31	3-0-6	0.5-2	0	0	0/2

Career Highs: Tackles - 4 (at Houston, 9-17-22), Tackles for Loss - 1.5 (vs. Tennessee Tech, 9-2-22), Fumble recoveries - 1 (Two Times, MR at Oklahoma, 10-15-22), Sacks - 0.5 (vs. Tennessee Tech, 9-2-22).



38

TY FARRINGTON


Linebacker | 5'11" | 215 | HS | Freshman

Overland Park, Kan. | Blue Valley North HS



Notables:

- Prepped at Blue Valley North High School where he helped the team to a pair of state championship game appearances in his career, in 2018 and 2020.
- Was a second-team All-Eastern Kansas League honoree and Honorable Mention All-State linebacker as a senior.



39

COLE MONDI

Linebacker | 5'10" | 215 | RS | RS-Freshman

Lawrence, Kan. | Lawrence HS



Notables:

- Redshirted his freshman campaign at KU.
- Was a four-year starter at Lawrence High, where he was a First Team All-Metro and a Kansas high school Defensive Player of the Year finalist.



40

TABOR ALLEN

Kicker | 6'1" | 195 | 2L | Junior

Mansfield, Texas | Mansfield Lakeridge HS



Notables:

- Posted 52 kickoffs for 3,177 yards in 2021, kicking in all 12 games.
- Had 35 kickoffs go for a touchback in 2021. In 2020, kicked off 18 times for 943 yards.

Career Kickoff Stats

Date	No.	Yds.	Avg.	TB	OB
2020	18	943	52.4	6	0
2021	52	3,177	61.1	35	1
2022	73	4,460	61.1	37	2
Career	143	8,580	60.0	74	3



41

BEN COATES

Linebacker | 5'11" | 215 | TR | RS-Sophomore

Overland Park, Kan. | Blue Valley North HS/Benedictine



Notables:

- Spent one season at Benedictine in Atchison and the Kansas program in the spring of 2022.
- Prepped at Blue Valley West High School where he totaled 71 tackles as a junior with four tackles-for-loss and one interception.
- Two-time All-Eastern Kansas League honoree.



43

MAX DOWLING

Tight End | 6'6" | 245 | HS | Freshman

Buffalo, N.Y. | Canisius HS



Notables:

- Completed his high school career in 2021 at Palmetto Prep in South Carolina, where he helped them to a Conference Championship in 2021.
- Began his high school career at Canisius High School in Buffalo, New York where he helped the team to a state championship in 2019 and a state runner-up finish in 2020.



43

ANDREW RUSSELL

Safety | 6'2" | 205 | TR | Super-Senior

Victor, N.Y. | Victor HS/Michigan



Notables:

- Transferred to Kansas following his senior season at Michigan.
- Played football and lacrosse at Michigan, and was teammates in high school with Kansas' Mike Novitsky at Victor HS.

Career Defensive Stats

Date	Opponent	UA-At-TT	TFL	Sack	Int.	PD	FF/R
9-24-22	Duke	1-0-1	0-0	0-0	0	0	0/0
10-22-22	at Baylor	1-0-1	0-0	0-0	0	0	0/0
11-26-22	at Kansas State	1-0-1	0-0	0-0	0	0	0/0
2022		3-0-3	0-0	0-0	0	0	0/0
Career		3-0-3	0-0	0-0	0	0	0/0

Career Highs: Tackles - 1 (Three Times, MR at Kansas State, 11-26-22).

44



CORNELL WHEELER

Linebacker | 6'0" | 220 | 1L | RS-Sophomore
West Bloomfield, Mich. | West Bloomfield HS/Michigan



Notables:


- Saw action in eight games in 2021 and was involved primarily in special teams.
- Tallied one tackle at Iowa State in his first year at KU.
- Transferred to Kansas after one season at Michigan, where he redshirted.

Career Defensive Stats

Date	Opponent	UA-A-TT	TFL	Sack	Int.	PD	FF/R
10-2-21	at Iowa State	0-1-1	0-0	0-0	0	0	0/0
2021		0-1-1	0-0	0-0	0	0	0/0

Career Highs: Tackles - 1 (at Iowa State, 10-2-21)

45



DEAN MILLER


Defensive End | 6'5" | 200 | TR | Sophomore
Los Angeles, Calif. | Cathedral HS/College of the Canyons



Notables:

- Transferred to Kansas from College of the Canyons, where he played in eight games as a freshman in 2021.
- Finished the season with 20 tackles, 5.5 tackles-for-loss and 2.5 sacks.

45



TREVOR KARDELL

Tight End | 6'5" | 252 | 1L | RS-Sophomore
Lee's Summit, Mo. | Lee's Summit West HS



Notables:

- Saw action in 11 games at tight end for the Jayhawks in 2021, where he had five catches for 86 yards, including a long reception of 44 yards.
- Made his first-career start at Baylor on September 16, 2021.
- Saw playing time as a true-freshman, playing at Texas Tech. Redshirted his freshman season.
- Also a member of the Kansas baseball team with teammate Devin Neal.

Career Receiving Stats

Date	Opponent	No.	Yds.	TD	Avg.
10-30-21	at Oklahoma State	2	12	0	6.0
11-13-21	at Texas	2	30	0	15.0
11-20-21	at TCU	1	44	0	44.0
2021		5	86	0	17.2
9-17-22	at Houston	1	17	0	17.0
9-24-22	Duke	3	44	1	14.7
10-8-22	TCU	1	4	0	4.0
2022		5	65	1	13.0
Career		10	151	1	15.1

Career Highs: Receptions - 3 (vs. Duke, 9-24-22), Yards - 44 (Two Times, MR vs. Duke, 9-24-22), Long - 44 (at TCU, 11-20-21), Touchdowns - 1 (vs. Duke, 9-24-22)

46



DAVION WESTMORELAND

Defensive End | 6'3" | 260 | TR | Junior
Griffin, Ga. | Griffin HS/Hutchinson CC



Notables:

- Transferred to Kansas following two seasons at Hutchinson Community College, where he played in 19 games, totaling 89 tackles including 17 tackles-for-loss and 7.5 sacks.
- Also had three fumble recoveries, one forced fumble and an interception in his time at Hutchinson CC.

Career Defensive Stats

Date	Opponent	UA-A-TT	TFL	Sack	Int.	PD	FF/R
10-15-22	at Baylor	1-0-1	0-0	0-0	0	0	0/0
11-19-22	Texas	0-1-1	0-0	0-0	0	0	0/0
2022		1-1-2	0-0	0-0	0	0	0/0

Career Highs: Tackles - 1 (Two Times, MR vs. Texas, 11-19-22)

47



JARED CASEY

Tight End | 6'0" | 255 | 1L | RS-Sophomore
Plainville, Kan. | Plainville HS



Notables:

- Made the game winning two-point conversion reception to defeat Texas, 57-56, in overtime.
- Caught his first-career touchdown at TCU and would score another in the season finale against West Virginia.
- Finished the 2021 season with eight catches, 101 yards and two touchdowns, which all came in the final two games of the season.

Career Receiving Stats

Date	Opponent	No.	Yds.	TD	Avg.
11-20-21	at TCU	4	34	1	8.5
11-27-21	West Virginia	4	67	1	16.8
2021		8	101	2	12.6
9-10-22	at West Virginia	2	23	0	11.5
9-17-22	at Houston	1	8	1	8.0
9-24-22	Duke	2	24	0	12.0
10-1-22	Iowa State	1	30	0	30.0
10-15-22	at Oklahoma	1	9	0	9.0
10-22-22	at Baylor	1	20	0	20.0
11-5-22	Oklahoma State	2	6	1	3.0
11-12-22	at Texas Tech	1	66	1	66.0
11-19-22	Texas	1	9	0	9.0
11-26-22	at Kansas State	4	23	0	5.8
2022		16	218	3	13.6
Career		24	319	5	13.3

Career Highs: Receptions - 4 (Three Times, MR at Kansas State, 11-26-22), Yards - 67 (vs. West Virginia, 11-27-21), Touchdowns - 1 (Four times, MR vs. Oklahoma State, 11-5-22).

47



LONNIE PHELPS

Defensive End | 6'3" | 245 | TR | RS-Junior
Cincinnati, Ohio | Mount Healthy HS/Miami (OH)



Notables:

- Made his KU debut against Tennessee Tech, recording seven tackles including 4.0 tackles-for-loss and 3.0 sacks.
- Transferred to Kansas from Miami (OH) where he was a Second Team All-MAC in 2021, with 30 tackles, 13.5 tackles-for-loss and 9.5 sacks.
- Was a Third Team All-Mac selection in 2020 with eight tackles and two sacks in three games.
- Played in 13 games as a true freshman at Miami (OH), finishing with 19 tackles and 4.5 sacks.

Career Defensive Stats

Date	Opponent	UA-At-TT	TFL	Sack	Int.	PD	FF/R
9-2-22	Tennessee Tech	6-1-7	4.0-21	3.0-19	0	0	0/0
9-10-22	at West Virginia	1-1-2	0-0	0-0	0	0	0/0
9-17-22	at Houston	4-1-5	1.0-1	0-0	0	0	0/0
9-24-22	Duke	5-1-6	1.0-6	1.0-6	0	0	0/0
10-1-22	Iowa State	3-0-3	1.0-3	1.0-3	0	1	0/0
10-8-22	TCU	2-3-5	1.5-10	1.0-9	0	0	0/0
10-15-22	at Oklahoma	1-0-1	0-0	0-0	0	0	0/0
10-22-22	at Baylor	6-1-8	0-0	0-0	0	0	0/0
11-5-22	Oklahoma State	3-0-3	0-0	0-0	0	0	0/0
11-12-22	at Texas Tech	5-1-6	1.0-4	0-0	0	0	1/0
11-19-22	Texas	3-0-3	0-0	0-0	0	0	0/0
11-26-22	at Kansas State	4-1-5	1.0-3	1.0-3	0	0	1/0
2022		43-10-53	9.5-44	7.0-40	0	1	1/0
Career		43-10-53	9.5-44	7.0-40	0	1	1/0

Career Highs: Tackles - 8 (at Baylor, 10-22-22), Tackles-for-loss - 4.0 (vs. Tennessee Tech, 9-3-22), Sacks - 3.0 (vs. Tennessee Tech, 9-3-22), Pass breakups - 1 (vs. Iowa State, 10-1-22), Forced fumbles - 1 (Two Times, MR at Kansas State, 11-26-22).

49



MACK MOELLER


Tight End | 6'3" | 233 | RS | RS-Freshman
Mission, Kan. | Bishop Miege HS



Notables:

- Did not see game action in 2021, redshirted the season.
- Came to KU from Bishop Miege HS, playing varsity all four years. Finished his senior season with 66 catches for 1,164 yards and 14 touchdowns.
- Played in the 2021 Kansas Shrine Bowl.

50



MIKE NOVITSKY


Offensive Line | 6'5" | 300 | 1L | RS-Senior
Victor, N.Y. | Victor HS



Notables:

- Enters the season on the Rimington Trophy Preseason Watch List.
- Started all 12 games at center for the Jayhawks in 2021, and did not commit a penalty or allow a sack in 799 snaps.
- Transferred to Kansas from Buffalo, where he started 20 games for the Bulls.

51



EMORY DUGGAR


Long Snapper | 6'2" | 228 | RS | RS-Sophomore
Baton Rouge, La. | Catholic HS



Notables:

- Did not see game action as a redshirt freshman in 2021.
- Came to Kansas from Catholic HS, where he was a five-time letterwinner between football and lacrosse.

52



D.J. WITHERS

Defensive Line | 6'4" | 292 | RS | RS-Freshman
Little Rock, Ark. | Joe T. Robinson HS



Notables:

- Made his KU debut at Oklahoma State in 2021.
- Came to KU as a 247 sports three-star recruit, posting 69 tackles and 13 sacks as a senior.
- Was a Sports Illustrated All-American candidate and helped the team to a 9-4 record and top-25 state ranking during his senior season.

Career Defensive Stats

Date	Opponent	UA-At-TT	TFL	Sack	Int.	PD	FF/R
9-2-22	Tennessee Tech	0-1-1	0-0	0-0	0	0	0/0
9-24-22	Duke	1-0-1	0-0	0-0	0	0	0/0
11-12-22	at Texas Tech	0-1-1	0-0	0-0	0	0	0/0
11-19-22	Texas	3-0-3	1.0-1	0-0	0	0	0/0
2022		4-2-6	1.0-1	0-0	0	0	0/0
Career		4-2-6	1.0-1	0-0	0	0	0/0

Career Highs: Tackles - 3 (vs. Texas, 11-19-22), Tackles-for-loss - 1 (vs. Texas, 11-19-22).

53



CALEB TAYLOR

Defensive Line | 6'4" | 300 | 1L | RS-Sophomore
St. Louis, Mo. | Staley HS



Notables:

- Saw action in all 12 games for KU in 2021, starting four games. Registered 14 tackles (eight solo, six assisted), including a career-high two tackles-for-loss against South Dakota.
- Career-high of four tackles came at Duke in 2021.
- Played in three games as a true freshman, recording three tackles and a forced fumble.

Career Defensive Stats

Date	Opponent	UA-A-TT	TFL	Sack	Int.	PD	FF/R
11-7-20	Oklahoma	0-2-2	0-0	0-0	0	0	0/0
11-28-20	TCU	1-0-1	0-0	0-0	0	0	0/0
12-5-20	at Texas Tech	0-0-0	0-0	0-0	0	0	1/0
2020		1-2-3	0-0	0-0	0	0	1/0
9-3-2021	South Dakota	2-0-2	2.0-5	0-0	0	0	1/0
9-10-21	at Coastal Carolina	2-1-3	0-0	0-0	0	0	0/0
9-18-21	Baylor	1-1-2	0-0	0-0	0	0	0/0
9-25-21	at Duke	2-2-4	0-0	0-0	0	0	0/0
10-30-21	at Oklahoma State	0-1-1	0-0	0-0	0	0	0/0
11-13-21	at Texas	1-0-1	0-0	0-0	0	0	0/0
11-20-21	at TCU	0-1-1	0-0	0-0	0	0	0/0
2021		8-6-14	2.0-5	0-0	0	0	0/0
9-2-22	Tennessee Tech	0-1-1	0-0	0-0	0	0	0/0
10-1-22	Iowa State	1-1-2	0-0	0-0	0	0	0/0
10-8-22	TCU	0-1-1	0-0	0-0	0	0	0/0
10-15-22	at Oklahoma	1-3-4	0.5-0	0-0	0	0	0/0
11-12-22	at Texas Tech	0-1-1	0-0	0-0	0	0	0/0
2022		2-7-9	0.5-0	0.5-0	0	0	0/0
Career		11-15-26	2.5-5	0.5-0	0	0	1/0


Career Highs: Tackles - 4 (Two Times, MR at Oklahoma, 10-15-22), Tackles for Loss - 2 (vs. South Dakota, 9-3-12) Fumble recoveries - 1 at (Texas Tech, 12-5-20), Sacks - 0.5 (vs. Tennessee Tech, 9-2-22).



54

MICHAEL FORD JR.Offensive Line | 6'3" | 300 | 1L | RS-Sophomore
Homewood, Ill. | Homewood-Flossmoor HS**Notables:**

- Started at right guard in 11 of 12 games for the Jayhawks in 2021.
- Made his first-career start at Coastal Carolina and started the last 10 games of the 2021 season.
- Transferred to Kansas from Buffalo, where he redshirted as a freshman.



59

NOLAN GORCZYCAOffensive Line | 6'6" | 311 | TR | RS-Freshman
Omaha, Neb. | Roncalli Catholic HS/Bufalo**Notables:**


- Transferred to Kansas from Buffalo, where he redshirted as a freshman.
- Saw action in four games in his first year at Buffalo, preserving the redshirt status.
- Was a three-year starter and team captain in high school at Roncalli Catholic.



55

ARMAJ REED-ADAMSOffensive Line | 6'5" | 310 | 1L | RS-Sophomore
DeSoto, Texas | DeSoto HS**Notables:**

- Played in three games on the offensive line in 2021.
- Appeared in the final five games of the 2020 season, starting in three games.
- Made his first-career start against Iowa State in 2020.



60

LUKE HOSFORDLong Snapper | 6'2" | 225 | 1L | RS-Junior
Cuyahoga Falls, Ohio | Woodridge HS**Notables:**

- Is the primary long snapper on special teams for the Jayhawks, handing punt, field goal and extra point duties.
- Appeared in all 12 games in 2021, making two solo tackles on special teams.



56

PARKER WILLIAMSDefensive End | 6'4" | 235 | HS | Freshman
Kansas City, Mo. | Rockhurst HS**Notables:**


- Prepped at Rockhurst high school, where he helped the team to the state playoffs as a junior and senior.
- Also played lacrosse and basketball at Rockhurst, while earning All-Missouri Independent football team honors in 2021.



63

JAKE EISENHAUEROffensive Line | 6'1" | 300 | RS | RS-Freshman
Salina, Kan. | Salina Central HS**Notables:**

- Did not see game action as a freshman, redshirted.
- Played at Salina Central HS and was a 5A All-State Honorable Mention.



57

HANK KELLYOffensive Line | 6'4" | 297 | RS | RS-Freshman
Fayetteville, Ark. | Fayetteville HS**Notables:**


- Did not see game action as a freshman, redshirted.
- Came to KU from Fayetteville HS, where he earned three varsity football letters and was a state champion in shot put for the track and field team.



67

DOMINICK PUNIOffensive Line | 6'5" | 315 | TR | RS-Senior
St. Charles, Mo. | Francis Howell Central HS/Central Missouri**Notables:**

- Made his first-career start at Kansas against Tennessee Tech.
- Transferred to Kansas from Central Missouri, where he started all 13 games at left tackle in 2019.
- Earned honorable mention all-conference honors in 2019. Started in seven games at left tackle in 2018.



58

KAE FARKESOffensive Line | 6'3" | 280 | HS | Freshman
Lenexa, Kan. | Shawnee Mission Northwest HS**Notables:**

- Prepped at Shawnee Mission Northwest where he helped the team advance to the state playoffs in each of his four years.
- Was a two-time second-team All-Sunflower League selection and a two-time second-team all-state selection on the offensive line.



68

EARL BOSTICK JR.Offensive Line | 6'6" | 310 | 4L | Super-Senior
Barnwell, S.C. | Barnwell HS**Notables:**

- Enters the 2022 season as a Phil Steele Preseason All-Big 12 Second Team member and Athlon Sports Fourth Team Preseason All-Big 12.
- Has been a mainstay on the KU offensive line, starting all 12 games at left tackle in 2021, helping a unit that surrendered just 16 sacks in 12 games, compared to 43 sacks in nine games a year prior.
- Started in seven games in 2020, while appearing in all nine games.
- Represented Kansas at the 2022 Big 12 Media Days.



69

JOE KRAUSEOffensive Line | 6'3" | 300 | RS | RS-Sophomore
Prairie Village, Kan. | Shawnee Mission East HS**Notables:**

- Did not see any game action in 2021.
- Played in a pair of games in 2020, making his KU debut against Iowa State.



70

KOBE BAYNESOffensive Line | 6'4" | 297 | TR | RS-Freshman
Jacksonville, Fla. | Sandalwood HS/Louisville**Notables:**


- Made his KU debut against Tennessee Tech.
- Transferred to Kansas from Louisville following his redshirt freshman season.
- Was a three-star recruit out of Sandalwood HS, where he was the 62nd-ranked offensive guard and 124th-ranked player in the state of Florida.



71

JAMES LIVINGSTONOffensive Line | 6'7" | 290 | HS | Freshman
Dexter, Mich. | Dexter HS**Notables:**

- Prepped at Dexter HS where he was a 247 Sports three-star recruit.
- Was a First Team All-State selection by the Detroit News as a senior, and was named First-team all-state Division 2 by the Detroit Free-Press.



72

DANNY ROBINSONOffensive Line | 6'5" | 301 | RS | RS-Sophomore
Overland Park, Kan. | Blue Valley Northwest HS**Notables:**


- Did not see any game action in 2021.
- Played at Blue Valley Northwest HS, where he was credited with 13 pancake blocks, two fumble recoveries and three blocked field goals in 2019.



73

DEONDRE DOIRONOffensive Line | 6'4" | 295 | TR | RS-Sophomore
London, Ontario | Catholic Central HS/Buffalo**Notables:**

- Transferred to Kansas from Buffalo, where he started at right tackle in 10 games for the Bulls in 2021, appearing in all 12.
- Helped pave the way for a unit that averaged 195 rushing yards per game.



74

DE'KEDRICK STURNSOffensive Line | 6'4" | 308 | RS | RS-Freshman
Austin, Texas | Del Valle HS**Notables:**

- Did not see game action in 2021.
- Was a 247 Sports and Rivals three-star recruit out of Del Valle HS. Was a 2019 District 25-6A First-Team All-District member.




75

JACKSON SATTERWHITEOffensive Line | 6'5" | 302 | RS | RS-Sophomore
Miami, Okla. | Miami HS**Notables:**

- Appeared in one game in 2021, playing on the offensive line against Texas Tech.
- Was rated a three-star prospect by Rivals and 247Sports and the 18th-best player in Oklahoma by Rivals.

Career Defensive Stats


Date	Opponent	UA-At-TT	TFL	Sack	Int.	PD	FF/R
10-15-22	at Oklahoma	1-0-1	0-0	0-0	0	0	0/0
2022		1-0-1	0-0	0-0	0	0	0/0
Career		1-0-1	0-0	0-0	0	0	0/0

Career Highs: Tackles - 1 (at Oklahoma, 10-15-22).

77

BRYCE CABELDUEOffensive Line | 6'6" | 305 | 2L | RS-Sophomore
Clovis, N.M. | Clovis HS**Notables:**


- Started at right tackle in all 12 games in 2021.
- Was part of an offensive line that allowed just 16 sacks in 12 games, after allowing 43 sacks in nine games in 2020.
- As a true freshman, played in four of the last five games of the season, earning starts against TCU and Texas Tech.



78

JOEY BAKEROffensive Line | 6'4" | 275 | HS | Freshman
Southlake, Texas | Southlake Carroll HS**Notables:**


- A 247 Sports and Rivals.com 3-star recruit out of Southlake Carroll HS.
- Helped the team to a 14-1 record as a senior and an appearance in the 6A D1 State semifinals.
- Was a First Team all-district 4-6A by the Dallas Morning News as a junior



80


COLE RHODENWide Receiver | 6'2" | 180 | HS | Freshman
Platte City, Mo. | Platte County HS**Notables:**

- Prepped at Platte County High School and was a part of two state championship teams at Platte County.
- Was an All-district wide receiver as a junior and senior, along with earning all-conference honors those two seasons.
- Also earned all-district and all-conference honors as a kicker as a junior and senior.



81

QUINTON CONLEY
 Wide Receiver | 6'6" | 205 | HS | Freshman
 Kansas City, Mo. | Pembroke HS



Notables:

- Played wideout at Pembroke HS under Steve Aborn, where he was rated a three star recruit by Rivals and 247 sports.
- Also competed in track and field and basketball at Pembroke HS.




82

GRIFFIN KOCH
 Wide Receiver | 6'3" | 170 | HS | Freshman
 New Canaan, Conn. | IMG Academy




Notables:

- Played wideout at IMG Academy.



83

QUENTIN SKINNER
 Wide Receiver | 6'5" | 190 | 1L | RS-Sophomore
 Claremore, Okla. | Claremore HS



Notables:

- Made his first-career reception in his first-career start against Tennessee Tech, which went for 56 yards.
- Scored the game-winning touchdown at West Virginia, his first-career score.
- Played in 11 games as a redshirt freshman, seeing time at wide receiver and extensive time on special teams.

Career Receiving Stats

Date	Opponent	No.	Yds.	TD	Avg.
9-2-22	Tennessee Tech	1	56	0	56.0
9-10-22	at West Virginia	3	50	1	16.7
9-17-22	at Houston	1	-1	0	-1.0
9-24-22	Duke	2	19	0	9.5
10-1-22	Iowa State	1	10	0	10.0
10-8-22	TCU	4	98	2	24.5
10-15-22	at Oklahoma	1	7	0	7.0
10-22-22	at Baylor	4	66	1	16.5
11-5-22	Oklahoma State	1	4	0	4.0
11-12-22	at Texas Tech	3	29	1	9.7
11-19-22	Texas	4	98	0	24.5
2022		25	436	5	17.4
Career		25	436	5	17.4

Career Highs: Receptions - 4 (Three Times, MR vs. Texas, 11-19-22), Yards - 98 (Two Times, MR vs. Texas, 11-19-22), Touchdowns - 2 (vs. TCU, 10-8-22).

Career Rushing Stats

Date	Opponent	No.	Yds.	TD	Avg.
9-17-22	at Houston	1	18	0	18.0
10-8-22	TCU	1	8	0	8.0
10-15-22	at Oklahoma	1	20	0	20.0
2022		3	46	0	15.3
Career		3	46	0	15.3

Career Highs: Rushes - 1 (Three Times, MR at Oklahoma, 10-15-22), Yards - 18 (at Houston, 9-17-22).



83

JACOB BORCILA
 Kicker | 6'2" | 210 | 2L | RS-Junior
 Westerville, Ohio | Westerville Central HS



Notables:

- Saw action in all of KU's 12 games as the primary field goal and extra point kicker.
- Made nine of his 15 field goal attempts on the season, good for 60 percent. His longest make was 50 yards out.
- Converted on 26 of 27 extra point attempts on the season.

Career Kicking Stats

Date	Opponent	FGM-A	Pct.	XPM-A	Pct.	Pts.
9-7-19	Coastal Carolina	0-1	0.0	1-1	100.0	1
2019		0-1	0.0	1-1	100.0	1
9-12-20	Coastal Carolina	1-2	50.0	0-0	0.0	3
9-26-20	at Baylor	0-0	0.0	2-2	100.0	2
10-3-20	Oklahoma State	1-1	100.0	0-0	0.0	3
10-17-20	at West Virginia	1-1	100.0	2-2	100.0	5
10-24-20	at Kansas State	0-1	0.0	2-2	100.0	2
10-31-20	Iowa State	0-1	0.0	2-2	100.0	2
11-7-20	at Oklahoma	1-1	100.0	0-0	0.0	3
11-28-20	TCU	1-1	100.0	0-0	0.0	3
12-5-20	at Texas Tech	1-1	100.0	2-2	100.0	7
2020		5-8	62.5	11-11	100.0	28
9-3-21	South Dakota	1-1	100.0	2-2	100.0	5
9-10-21	at Coastal Carolina	1-1	100.0	1-2	50.0	4
9-25-21	at Duke	2-3	66.7	3-3	100.0	9
10-2-21	at Iowa State	0-1	0.0	1-1	100.0	1
10-16-21	Texas Tech	0-1	0.0	2-2	100.0	2
10-23-21	Oklahoma	1-2	50.0	2-2	100.0	5
10-30-21	at Oklahoma State	1-1	100.0	0-0	0.0	3
11-6-21	Kansas State	1-2	50.0	1-1	100.0	4
11-13-21	at Texas	0-0	0.0	7-7	100.0	7
11-20-21	at TCU	0-1	0.0	4-4	100.0	4
11-27-21	West Virginia	2-2	100.0	2-2	100.0	8
2021		9-15	60.0	26-27	96.3	53
9-2-22	Tennessee Tech	0-1	0.0	8-8	100.0	8
9-10-22	at West Virginia	0-0	0.0	7-7	100.0	7
9-17-22	at Houston	2-2	100.0	6-6	100.0	12
9-24-22	Duke	0-0	0.0	5-5	100.0	5
10-1-22	Iowa State	0-1	0.0	2-2	100.0	2
10-8-22	TCU	1-2	50.0	4-4	100.0	7
10-15-22	at Oklahoma	0-0	0.0	6-6	100.0	6
10-22-22	at Baylor	1-1	100.0	2-2	100.0	5
11-5-22	Oklahoma State	3-3	100.0	4-4	100.0	13
11-12-22	at Texas Tech	0-2	0.0	4-4	100.0	4
11-19-22	Texas	0-1	0.0	2-2	100.0	2
2022		7-13	53.8	50-50	100.0	71
Career		26-45	57.8	87-88	98.9	153

Career Highs: Long - 50 (at Duke, 9-25-21), Field Goals Made - 3 (vs. Oklahoma State, 11-5-22), Extra Points Made - 8 (vs. Tennessee Tech, 9-2-22), Points - 13 (vs. Oklahoma State, 11-5-22).



84

KEVIN TERRY
 Wide Receiver | 6'1" | 195 | TR | RS-Junior
 Little Elm, Texas | Little Elm HS/Texas Tech



Notables:

- Made his KU debut against Tennessee Tech, hauling in two catches for 21 yards.
- Missed the 2021 season due to injury.
- Transferred to Kansas from Texas Tech, where he played in three games for the Red Raiders at wide receiver and special teams.
- As a redshirt freshman at Texas Tech, he appeared in four games.

Career Receiving Stats

Date	Opponent	No.	Yds.	TD	Avg.
9-2-22	Tennessee Tech	2	21	0	10.5
9-10-22	at West Virginia	1	12	0	12.0
10-22-22	at Baylor	1	9	0	9.0
11-19-22	Texas	1	12	0	12.0
11-26-22	at Kansas State	2	9	0	4.5
2022		7	63	0	9.0
Career		7	63	0	9.0

Career Highs: Receptions - 2 (Two Times, MR at Kansas State, 11-26-22), Yards - 21 (vs. Tennessee Tech, 9-2-22).

Career Rushing Stats

Date	Opponent	No.	Yds.	TD	Avg.
11-12-22	at Texas Tech	1	-4	0	-4.0
2022		1	-4	0	-4.0
Career		1	-4	0	-4.0

Career Highs: Rushes - 1 (at Texas Tech, 11-12-22).



85

KELAN ROBINSONWide Receiver | 6'2" | 207 | RS | RS-Freshman
Grand Prairie, Texas | South Grand Prairie HS**Notables:**

- Saw action in the final game of the 2021 season against West Virginia, while maintaining his Redshirt status.
- Was a Rivals.com and 247 Sports composite three-star recruit out of high school.
- Had 10 catches for 167 yards during the regular season of his senior season.

Career Defensive Stats

Date	Opponent	UA-A-TT	TFL	Sack	Int.	PD	FF/R
10-8-22	TCU	2-0-2	0-0	0-0	0	0	0/0
2022		2-0-2	0-0	0-0	0	0	0/0

Career Highs: Tackles - 2 (vs. TCU, 10-8-22)

86

MAC COPELANDTight End | 6'4" | 260 | 2L | RS-Senior
Wichita, Kan. | Wichita Collegiate HS**Notables:**

- Saw action in nine games in 2021 on special teams, while making one assisted tackle on the year against Kansas State.
- Played in four games as a sophomore.
- Three-time academic All-Big 12 First Team member.



87

WILL HUGGINSTight End | 6'7" | 255 | 1L | RS-Sophomore
Lenexa, Kan. | Shawnee Mission South HS**Notables:**

- Played in three games in 2021, did not record any stats.
- Made his KU debut at Oklahoma, which he caught one pass for 20 yards, resulting in his first-career touchdown.

Career Receiving Stats


Date	Opponent	No.	Yds.	TD	Avg.
11-7-20	at Oklahoma	1	20	1	20.0
Career		1	20	1	20.0

Career Highs: Receptions - 1 (at Oklahoma, 11-7-20), Yards - 20 (at Oklahoma, 11-7-20), Touchdowns - 1 (at Oklahoma, 11-7-20).

88

TEVITA NOATight End | 6'4" | 256 | TR | Junior
Salt Lake City, Utah | Highland HS/Snow College**Notables:**

- Played at Snow College after a standout high school career at Highland HS, before transferring to Kansas.
- Caught nine passes for 159 yards and four touchdowns in seven games for Snow College during the Spring 2021 season.
- Helped lead team to an NJCAA national runner-up finish.



89

MASON FAIRCHILDTight End | 6'5" | 261 | 3L | Senior
Andale, Kan. | Andale HS**Notables:**


- Played in 11 games in 2021, starting nine games at tight end. Caught 13 passes for 128 yards and a touchdown.
- Career high of four catches for 58 yards came against South Dakota in 2021.
- Started six games in 2020, while playing in nine.

Career Receiving Stats

Date	Opponent	No.	Yds.	TD	Avg.
9-13-19	at Boston College	1	9	0	9.0
9-28-19	at TCU	1	23	0	23.0
2019		2	32	0	16.0
10-24-20	at Kansas State	2	38	0	19.0
10-31-20	Iowa State	3	19	0	6.3
2020		5	57	0	8.1
9-3-21	South Dakota	4	58	0	14.5
9-18-21	Baylor	3	13	0	4.3
10-16-21	Texas Tech	1	7	0	7.0
10-30-21	at Oklahoma State	1	6	0	6.0
11-6-21	Kansas State	2	13	0	6.5
11-13-21	at Texas	2	31	1	15.5
2021		13	128	1	9.8
9-2-22	Tennessee Tech	2	6	1	3.0
9-10-22	at West Virginia	1	10	1	10.0
9-17-22	at Houston	1	4	0	4.0
10-8-22	TCU	3	80	1	26.7
10-15-22	at Oklahoma	6	106	2	17.7
10-22-22	at Baylor	2	19	0	9.5
11-12-22	at Texas Tech	5	49	0	9.8
11-19-22	Texas	5	48	0	9.6
11-26-22	at Kansas State	4	41	0	10.3
2022		29	363	5	12.5
Career		49	580	6	11.8


Career Highs: Receptions - 6 (at Oklahoma, 10-15-22), Yards - 106 (at Oklahoma, 10-15-22), Touchdowns - 2 (at Oklahoma, 10-15-22).

89 MASON FAIRCHILD



90

JEREME ROBINSON
 Defensive End | 6'3" | 255 | 2L | Junior
 Montgomery, Ala. | Carver HS



Notables:

- Made two tackles including 1.5 tackles-for-loss and an assisted sack in the season opener against Tennessee Tech. Also blocked a FG, which was returned for a 61 yard touchdown.
- Played in all 12 games as a sophomore in 2021, making 15 tackles and 3.5 tackles for loss.
- Had three tackles including a tackle-for-loss in each of the final two games of the season against TCU and West Virginia.
- As a freshman, played in six games, totaling two tackles against Oklahoma State and TCU.

Career Defensive Stats

Date	Opponent	UA-At-TT	TFL	Sack	Int.	PD	FF/R
10-3-20	Oklahoma State	0-1-1	0-0	0-0	0	0	0/0
11-28-20	TCU	1-0-1	1-1	0-0	0	0	0/0
2020		1-1-2	1-1	0-0	0	0	0/0
9-10-21	at Coastal Carolina	0-2-2	0-0	0-0	0	0	0/0
9-25-21	at Duke	0-2-2	0.5-1	0-0	0	0	0/0
10-2-21	at Iowa State	1-0-1	0-0	0-0	0	0	0/0
10-16-21	Texas Tech	0-1-1	0-0	0-0	0	0	0/0
10-23-21	Oklahoma	1-1-2	1.0-1	0-0	0	0	0/0
10-30-21	at Oklahoma State	1-0-1	0-0	0-0	0	0	0/0
11-20-21	at TCU	3-0-3	1.0-2	1.0-2	0	0	1/0
11-27-21	West Virginia	2-1-3	1.0-1	0-0	0	0	0/0
2021		8-7-15	3.5-5	0-0	0	0	0/0
9-2-22	Tennessee Tech	1-1-2	1.5-2	0.5-2	0	0	0/0
9-10-22	at West Virginia	2-0-2	0-0	0-0	0	0	0/0
9-17-22	at Houston	2-1-3	1.0-2	1.0-2	0	0	1/1
9-24-22	Duke	2-0-2	0-0	0-0	0	0	0/0
10-1-22	Iowa State	0-3-3	1.0-5	0.5-5	0	0	0/0
10-8-22	TCU	0-2-2	0-0	0-0	0	0	0/0
10-15-22	at Oklahoma	2-2-4	0-0	0-0	0	0	0/0
10-22-22	at Baylor	2-0-2	1.0-15	1.0-15	0	0	1/1
11-5-22	Oklahoma State	4-0-4	2.0-5	0-0	0	0	0/0
11-12-22	at Texas Tech	0-1-1	0-0	0-0	0	0	0/0
11-19-22	Texas	0-1-1	0-0	0-0	0	0	0/0
11-26-22	at Kansas State	2-0-2	0-0	0-0	0	0	0/0
2022		17-11-28	6.5-29	3.0-24	0	0	2/2
Career		26-19-46	10.0-37	3.0-24	0	0	2/2

Career Highs: Tackles - 4 (Two Times, MR vs. Oklahoma State, 11-5-22), Tackles for Loss - 2.0 (vs. Oklahoma State, 11-5-22), Sacks - 1.0 (at Baylor, 10-22-22), Blocked FG's - 1 (vs. Tennessee Tech, 9-2-22), Forced fumbles - 1 (Two Times, MR at Baylor, 10-22-22), Fumble recoveries - 1 (Two Times, MR at Baylor, 10-22-22)



91

JELANI ARNOLD
 Defensive Line | 6'2" | 275 | 2L | Super-Senior
 Irving, Texas | MacArthur HS



Notables:

- Played in five games as a senior in 2021, primarily on special teams. Recorded one tackle.
- Two-time academic All-Big 12 First Team member.
- Played in five games as a junior in 2020 and in 11 of 12 KU's games in 2019.

Career Defensive Stats

Date	Opponent	UA-A-TT	TFL	Sack	Int.	PD	FF/R
8-31-19	Indiana State	1-0-1	0-0	0-0	0	0	0/0
9-28-19	at TCU	1-0-1	0-0	0-0	0	0	0/0
2019		2-0-2	0-0	0-0	0	0	0/0
10-1-22	Iowa State	1-0-1	0-0	0-0	0	0	0/0
2022		1-0-1	0-0	0-0	0	0	0/0

Career Highs: Tackles - 1 (Three Times, MR vs. Iowa Stat, 10-1-22).



92

TOMMY DUNN JR.
 Defensive Line | 6'3" | 310 | RS | RS-Freshman
 Garland, Texas | Naaman Forest HS



Notables:

- Made his KU debut against Tennessee Tech, tallying two tackles, including one for loss.
- Did not appear in any games as a freshman, redshirted.
- Was a Rivals.com and 247 Sports composite three-star recruit, where he totaled 39 tackles, eight tackles-for-loss and five sacks as a senior.

Career Defensive Stats


Date	Opponent	UA-At-TT	TFL	Sack	Int.	PD	FF/R
9-2-22	Tennessee Tech	2-0-2	1.0-1	0-0	0	0	0/0
10-1-22	Iowa State	1-0-1	0-0	0-0	0	0	0/0
10-15-22	at Oklahoma	0-1-1	0-0	0-0	0	0	0/0
11-5-22	Oklahoma State	2-1-3	0.5-2	0.5-2	0	0	0/0
11-12-22	at Texas Tech	1-0-1	0-0	0-0	0	0	0/0
11-19-22	Texas	1-0-1	0-0	0-0	0	0	0/0
2022		7-2-9	1.5-3	0.5-2	0	0	0/0
Career		7-2-9	1.5-3	0.5-2	0	0	0/0

Career Highs: Tackles - 3 (vs. Oklahoma State, 11-5-22), Tackles-for-loss - 1.0 (vs. Tennessee Tech, 9-3-22), Sacks - 0.5 (vs. Oklahoma State, 11-5-22).



93

SAM BURT
 Defensive Line | 6'4" | 295 | 4L | Super-Senior
 Abilene, Kan. | Abilene HS



Notables:


- Kansas' nominee for the prestigious Wuerffel Trophy and William V. Campbell Trophy in 2022.
- Appeared in four games in a limited redshirt senior season, recording two tackles against Kansas State.
- Started seven games as a senior in 2020, totaling 15 tackles and 0.5 tackles-for-loss.

Career Defensive Stats

Date	Opponent	UA-A-TT	TFL	Sack	Int.	PD	FF/R
8-31-19	Indiana State	3-1-4	0-0	0-0	0	0	0/0
9-21-19	West Virginia	1-1-2	0-0	0-0	0	0	0/0
9-28-19	at TCU	2-0-2	1.0-2	0-0	0	0	0/0
10-26-19	Texas Tech	2-0-2	0-0	0-0	0	0	0/0
11-2-19	K-State	1-1-2	0-0	0-0	0	0	0/0
11-16-19	at Oklahoma State	1-0-1	0-0	0-0	0	0	0/0
11-23-19	at Iowa State	1-0-1	0-0	0-0	0	0	0/0
11-30-19	Baylor	1-0-1	0-0	0-0	0	0	0/0
2019		12-3-15	1.0-2	0-0	0	0	0/0
9-12-20	Coastal Carolina	1-1-2	0-0	0-0	0	0	0/0
9-26-20	at Baylor	3-1-4	0-0	0-0	0	0	0/0
10-3-20	Oklahoma State	2-0-2	0-0	0-0	0	0	0/0
10-17-20	at West Virginia	1-1-2	0-0	0-0	0	0	0/0
10-24-20	at Kansas State	0-1-1	0.5-1	0-0	0	0	0/0
10-31-20	Iowa State	2-0-2	0-0	0-0	0	0	0/0
11-7-20	at Oklahoma	1-0-1	0-0	0-0	0	0	0/0
11-28-20	TCU	1-0-1	0-0	0-0	0	0	0/0
2020		11-4-15	0.5-1	0-0	0	0	0/0
11-6-21	Kansas State	2-0-2	0-0	0-0	0	0	0/0
2021		2-0-2	0-0	0-0	0	0	0/0
9-2-22	Tennessee Tech	1-0-1	0-0	0-0	0	0	0/0
9-10-22	at West Virginia	2-1-3	0.5-3	0-0	0	0	0/0
9-17-22	at Houston	0-2-2	0-0	0-0	0	0	0/0
10-1-22	Iowa State	1-1-2	1.5-12	1.5-12	0	0	0/0
10-8-22	TCU	2-1-3	0-0	0-0	0	0	0/0
10-22-22	at Baylor	1-1-2	0-0	0-0	0	0	0/0
11-12-22	at Texas Tech	2-1-3	0-0	0-0	0	0	0/0
11-26-22	at Kansas State	2-0-2	0-0	0-0	0	0	0/0
2022		11-7-18	2.0-15	1.5-12	0	0	0/0
Career		37-14-51	3.5-18	1.5-12	0	0	0/0

Career Highs: Tackles - 4 (at Baylor, 9-26-20), Tackles for Loss - 1.5 (vs. Iowa State, 10-1-22), Sacks - 1.5 (vs. Iowa State, 10-1-22)

94



ANDON CARPENTER

Defensive Line | 6'2" | 270 | HS | Freshman
Derby, Kan. | Derby HS



Notables:

- Played strongside defensive end at Derby HS under head coach Brandon Clark, where he helped the Panthers to an 11-1 record in 2021.
- Totaled 84 tackles during his senior season, including 4 sacks and an interception.

95



RONALD MCGEE

Defensive Line | 6'3" | 290 | 1L | Super-Senior
Sumter, S.C. | Sumter HS/Bufalo



Notables:


- Recorded 11 tackles (11 solo, 4 assisted) during his first season at KU, including half a sack against Oklahoma State.
- Transferred to Kansas from Bufalo, where he recorded seven tackles and a sack in 2020.
- Played in 13 games as a freshman at Bufalo, recording 11 tackles.

Career Defensive Stats

Date	Opponent	UA-A-TT	TFL	Sack	Int.	PD	FF/R
9-3-21	South Dakota	3-0-3	0-0	0-0	0	0	0/0
9-10-21	at Coastal Carolina	0-1-1	0-0	0-0	0	0	0/0
9-18-21	Baylor	1-0-1	0-0	0-0	0	0	0/0
9-25-21	at Duke	1-1-2	0-0	0-0	0	0	0/0
10-30-21	at Oklahoma State	0-2-2	0.5-1	0.5-1	0	0	0/0
11-20-21	at TCU	2-0-2	0-0	0-0	0	0	0/0
2021		7-4-11	0.5-1	0.5-1	0	0	0/0
Career		7-4-11	0-0	0-0	0	0	0/0

Career Highs: Tackles - 3 (vs. South Dakota, 9-3-21), Tackles for Loss - 0.5 (at Oklahoma State, 10-30-21), Sacks - 0.5 (at Oklahoma State, 10-30-21)

96



COLE PETRUS

Defensive Line | 6'3" | 236 | RS | RS-Freshman
St. Louis, Mo. | Vianney HS

Notables:

- Made his first career tackle against Tennessee Tech in the season-opener.
- Appeared in one game as a true freshman, redshirting the 2021 season.
- Played multiple positions at Vianney HS, including offensive tackle, tight end, running back, punter, linebacker and defensive end.
- Posted six sacks as a senior at Vianney HS.

Career Defensive Stats

Date	Opponent	UA-At-TT	TFL	Sack	Int.	PD	FF/R
9-2-22	Tennessee Tech	1-0-1	0-0	0-0	0	0	0/0
2022		1-0-1	0-0	0-0	0	0	0/0
Career		1-0-1	0-0	0-0	0	0	0/0

Career Highs: Tackles - 1 (vs. Tennessee Tech, 9-3-22).

97



KENEAN CALDWELL

Defensive Line | 6'3" | 315 | 1L | Junior
Oak Grove, La. | Oak Grove HS



Notables:

- Played in 10 games in 2021, starting at defensive tackle in six games. Started his first-career game against Texas Tech.
- Recorded 13 tackles on the season, including a tackle-for-loss against South Dakota.

Career Defensive Stats

Date	Opponent	UA-A-TT	TFL	Sack	Int.	PD	FF/R
9-3-21	South Dakota	3-0-3	1-0	0-0	0	0	0/0
9-10-21	at Coastal Carolina	0-1-1	0-0	0-0	0	0	0/0
9-25-21	at Duke	0-2-2	0-0	0-0	0	0	0/0
10-16-21	Texas Tech	1-0-1	0-0	0-0	0	0	0/0
10-30-21	at Oklahoma State	1-0-1	0-0	0-0	0	0	0/0
11-13-21	at Texas	1-1-2	0-0	0-0	0	0	0/0
11-20-21	at TCU	0-2-2	0-0	0-0	0	0	0/0
11-27-21	West Virginia	1-0-1	0-0	0-0	0	0	0/0
2021		7-6-13	1-0	0-0	0	0	0/0
Career		7-6-13	1-0	0-0	0	0	0/0

Career Highs: Tackles - 3 (vs. South Dakota, 9-3-21), Tackles for Loss - 1 (vs. South Dakota, 9-3-21).



98 CALEB SAMPSON



98

CALEB SAMPSONDefensive Line | 6'3" | 305 | 3L | Super-Senior
Saint Rose, La. | Northlake Christian HS/Missouri/Coahoma CC**Notables:**

- Was a starter for KU in each of the Jayhawks' nine games this season and registered 15 tackles (12 solo, three assisted). Also had 2.0 TFL of five yards.
- Recorded a career-high two tackles-for-loss against Baylor.
- Had two sacks in 2019, against West Virginia and TCU.
- Was a representative at the 2022 Big 12 Football Media Days.

Career Defensive Stats

Date	Opponent	UA-A-TT	TFL	Sack	Int.	PD	FF/R
8-31-19	Indiana State	0-0-0	0-0	0-0	0	1	0/0
9-13-19	at Boston College	0-2-2	0-0	0-0	0	0	0/0
9-21-19	West Virginia	1-0-1	1.0-7	1.0-7	0	0	0/0
9-28-19	at TCU	1-0-1	1.0-11	1.0-11	0	0	0/0
10-19-19	at Texas	3-1-4	0-0	0-0	0	1	0/0
11-2-19	K-State	1-0-1	0-0	0-0	0	0	0/0
11-16-19	at Oklahoma State	1-0-1	0-0	0-0	0	0	0/0
11-23-19	at Iowa State	0-1-1	0-0	0-0	0	1	0/0
11-30-19	Baylor	1-0-1	0-0	0-0	0	0	0/0
2019		8-4-12	2.0-18	2.0-18	0	3	0/0
9-12-20	Coastal Carolina	3-0-3	0-0	0-0	0	0	0/0
9-26-20	at Baylor	1-1-2	0-0	0-0	0	0	0/0
10-3-20	Oklahoma State	2-0-2	0-0	0-0	0	0	0/0
10-17-20	at West Virginia	1-0-1	1.0-3	0-0	0	0	0/0
10-31-20	Iowa State	1-1-2	0-0	0-0	0	0	0/0
12-5-20	at Texas Tech	4-0-4	1.0-2	0-0	0	1	1/0
2020		12-2-14	2.0-5	0-0	0	1	1/0
9-10-21	South Dakota	1-1-2	0-0	0-0	0	0	0/0
9-18-21	Baylor	3-1-4	2.0-3	0-0	0	0	0/0
9-25-21	at Duke	2-1-3	0-0	0-0	0	0	0/0
10-2-21	at Iowa State	2-0-2	0-0	0-0	0	0	0/0
10-16-21	Texas Tech	1-2-3	0.5-2	0-0	0	0	0/0
10-23-21	Oklahoma	1-0-1	1.0-10	1.0-10	0	0	0/0
11-6-21	Kansas State	1-0-1	0-0	0-0	0	0	0/0
11-20-21	at TCU	3-3-6	0-0	0-0	0	0	0/0
11-27-21	West Virginia	1-1-2	0-0	0-0	0	1	0/0
2021		15-9-24	3.5-15	1.0-10	0	0	1/0
9-2-22	Tennessee Tech	1-1-2	1.5-3	0.5-2	0	0	0/0
9-10-22	at West Virginia	1-3-4	0-0	0-0	0	0	0/0
9-17-22	at Houston	1-1-2	1.0-8	1.0-8	0	0	0/0
9-24-22	Duke	3-0-3	0-0	0-0	0	0	0/0
10-8-22	TCU	0-0-0	0-0	0-0	0	1	0/0
10-22-22	at Baylor	1-0-1	1.0-7	1.0-7	0	0	0/0
11-12-22	at Texas Tech	2-1-3	0-0	0-0	0	0	0/0
11-19-22	Texas	3-0-3	0-0	0-0	0	0	0/0
11-26-22	at Kansas State	1-0-1	0-0	0-0	0	0	0/1
2022		13-6-19	3.5-18	2.5-17	0	1	0/0
Career		48-21-69	11.0-66	5.5-45	0	5	1/1

Career Highs: Tackles - 6 (at TCU, 11-20-21), Tackles for Loss - 2.0 (vs. Baylor, 9-18-21), Sacks - 1.0 (Three Times, MR - at Baylor, 10-22-22), Forced Fumbles - 1 (at Texas Tech, 12-5-20), Pass Deflections - 1 (Four Times, MR - vs. TCU, 10-8-22), Fumble recoveries - 1 (at Kansas State, 11-26-22)



99

MALCOLM LEEDefensive Line | 6'5" | 305 | 3L | Super-Senior
Omaha, Neb. | Bellevue West HS/Iowa Western CC**Notables:**

- Started in 11 games at defensive end in 2021, while playing in all 12. Recorded 23 tackles, 1.5 sacks and 2.5 tackles-for-loss.
- Had a career-high five tackles against Coastal Carolina in 2019, which included a half sack.
- Recorded a sack of 20 yards against Kansas State in 2021.

Career Defensive Stats

Date	Opponent	UA-At-TT	TFL	Sack	Int.	PD	FF/R
9-7-19	Coastal Carolina	4-1-5	0.5-1	0.5-1	0	0	0/0
9-13-19	at Boston College	1-2-3	0.5-3	0.5-3	0	0	0/0
9-21-19	West Virginia	1-1-2	0.0	0.0	0	0	0/0
9-28-19	at TCU	1-0-1	0.0	0.0	0	0	0/0
10-26-19	Texas Tech	1-0-1	0.0	0.0	0	0	0/0
11-2-19	K-State	2-0-2	0.0	0.0	0	0	0/0
11-16-19	at Oklahoma State	2-0-2	0.0	0.0	0	0	0/0
11-23-19	at Iowa State	2-0-2	0.0	0.0	0	0	0/0
2019		14-4-18	1.0-4	1.0-4	0	0	0/0
9-12-20	Coastal Carolina	0-1-1	0.0	0.0	0	0	0/0
10-17-20	at West Virginia	0-3-3	0.5-1	0.0	1	0	0/0
10-24-20	at Kansas State	1-0-1	0-0	0-0	0	0	0/0
10-31-20	Iowa State	1-0-1	0-0	0-0	0	0	0/0
11-7-20	at Oklahoma	0-1-1	0-0	0-0	0	0	0/0
2020		2-5-7	0.5-1	0.0	1	0	0/0
9-3-21	South Dakota	3-1-4	0-0	0-0	0	0	0/0
9-10-21	at Coastal Carolina	1-1-2	0.5-0	0.5-0	0	0	1/0
9-18-21	Baylor	1-0-1	1.0-2	0-0	0	0	0/0
9-25-21	at Duke	0-2-2	0-0	0-0	0	0	0/0
10-2-21	at Iowa State	2-1-3	0-0	0-0	0	0	0/0
10-16-21	Texas Tech	0-1-1	0-0	0-0	0	0	0/0
10-23-21	Oklahoma	1-0-1	0-0	0-0	0	0	0/0
11-6-21	Kansas State	4-0-4	1.0-20	1.0-20	0	0	0/0
11-13-21	at Texas	1-0-1	0-0	0-0	0	0	0/0
11-20-21	at TCU	0-3-3	0-0	0-0	0	0	0/0
11-27-21	West Virginia	1-0-1	0-0	0-0	0	0	0/0
2021		17-6-23	2.5-22	1.5-22	0	0	1/0
9-2-22	Tennessee Tech	1-1-2	0-0	0-0	0	0	0/0
9-10-22	at West Virginia	2-0-2	0-0	0-0	0	1	0/0
9-17-22	at Houston	1-1-2	0-0	0-0	0	0	0/0
9-24-22	Duke	0-2-2	0.5-3	0-0	0	0	0/0
10-1-22	Iowa State	3-1-4	1.0-5	0-0	0	0	0/0
10-8-22	TCU	2-0-2	0-0	0-0	0	0	0/0
10-15-22	at Oklahoma	2-2-4	0-0	0-0	0	0	0/0
10-22-22	at Baylor	1-1-2	0-0	0-0	0	0	0/0
11-5-22	Oklahoma State	1-0-1	0-0	0-0	0	0	0/0
11-12-22	at Texas Tech	2-1-3	1.0-5	1.0-5	0	0	0/0
11-19-22	Texas	2-0-2	0-0	0-0	0	1	0/0
11-26-22	at Kansas State	1-0-1	1.0-1	0-0	0	0	0/0
2022		18-9-27	3.5-14	1.0-5	0	2	0/0
Career		47-25-72	7.5-41	3.5-31	1	2	1/0

Career Highs: Tackles - 5 (vs. Coastal Carolina, 9-7-19), Tackles for Loss - 1 (Four Times, MR at Kansas State, 11-26-22), Sacks - 1.0 (Two Times, MR at Texas Tech, 11-12-22), Interceptions - 1 (at West Virginia, 10-17-20).

2022 SEASON STATISTICS

RESULTS

DATE	OPPONENT	SCORE	RESULT	ATTENDANCE
Sept. 2	Tennessee Tech	56-10	W	34,902
Sept. 10	at West Virginia*	55-42 (OT)	W	52,188
Sept. 17	at Houston	48-30	W	30,317
Sept. 24	Duke	35-27	W	47,233%
Oct. 1	Iowa State*	14-11	W	47,233%
Oct. 8	#17 TCU*	31-38	L	47,233%
Oct. 15	at Oklahoma*	42-52	L	83,874
Oct. 22	at Baylor*	23-35	L	45,882
Nov. 5	#18 Oklahoma State*	37-16	W	43,606
Nov. 12	at Texas Tech*	28-43	L	55,613
Nov. 19	Texas*	14-55	L	38,246
Nov. 26	at #15 Kansas State	27-47	L	51,861

*Big 12 Conference Game, % Sellout

TEAM STATISTICS

	KU	OPP.
SCORING	410	406
Points Per Game	34.2	33.8
Points Off Turnovers	69	62
FIRST DOWNS	236	294
Rushing	97	125
Passing	122	145
Penalty	17	24
RUSHING YARDAGE	2,336	2,324
Yards gained rushing	2,509	2,546
Yards lost rushing	173	222
Rushing Attempts	412	512
Average Per Rush	5.7	4.5
Average Per Game	194.7	193.7
TDs Rushing	27	32
PASSING YARDAGE	2,763	3,095
Comp-Att-Int	205-315-6	258-399-11
Average Per Pass	8.8	7.8
Average Per Catch	13.5	12.0
Average Per Game	230.3	257.9
TDs Passing	27	19
TOTAL OFFENSE	5,099	5,419
Total Plays	727	911
Average Per Play	7.0	5.9
Average Per Game	424.9	451.9
KICK RETURNS: #-Yards	22-403	21-501
PUNT RETURNS: #-Yards	4-15	10-73
INT RETURNS: #-Yards	11-208	6-13
KICK RETURN AVERAGE	18.3	23.9
PUNT RETURN AVERAGE	3.8	7.3
INT RETURN AVERAGE	18.9	2.2
FUMBLES-LOST	18-10	13-9
PENALTIES-Yards	66-571	56-452
Average Per Game	47.6	37.7
PUNTS-Yards	37-1,459	31-1,356
Average Per Punt	39.4	43.7
Net punt average	35.8	39.9
KICKOFFS-Yards	37-1,459	76-4,599
Average Per Kick	39.4	60.5
Net kick average	35.8	38.87
TIME OF POSSESSION/Game	28:41	31:19
3RD-DOWN Conversions	71/141	84/179
3rd-Down Pct	50%	47%
4TH-DOWN Conversion	8/17	19/28
4th-Down Pct	47%	68%
SACKS BY-Yards	24-142	9-52
MISC YARDS	0	0
TOUCHDOWNS SCORED	56	51
FIELD GOALS-ATTEMPTS	7-13	16-21
ON-SIDE KICKS	0-0	0-1
RED-ZONE SCORES	(48-56) 86%	(48-57) 84%
RED-ZONE TOUCHDOWNS	(41-56) 73%	(35-57) (61%)
PAI-ATTEMPTS	(53-53) 100%	(46-47) 98%

SCORE BY QUARTER

	1Q	2Q	3Q	4Q	OT	Total
Kansas	83	129	91	94	13	410
Opponents	120	114	71	101	0	406

RUSHING

	GP	ATT	GAIN	LOSS	NET	AVG	TD	LONG	AVG/G
Devin Neal	12	171	1,093	32	1,061	6.2	9	80	88.4
Jalon Daniels	8	63	436	32	404	6.4	6	37	50.5
Daniel Hishaw Jr.	5	44	275	13	262	6.0	5	30	52.4
Jason Bean	11	38	259	37	222	5.8	4	73	20.2
Sevion Morrison	11	23	167	2	165	7.2	1	40	15.0
Ky Thomas	8	43	171	20	151	3.5	1	40	18.9
Quentin Skinner	12	2	41	0	41	20.5	0	20	3.4
Torry Locklin	12	12	40	8	32	2.7	1	12	2.7
Ethan Vasko	1	2	17	11	6	3.0	0	17	6.0
DeAndre Thomas Jr.	1	1	5	0	5	5.0	0	5	5.0
Steven McBride	6	1	4	0	4	4.0	0	4	0.7
Tanaka Scott	11	1	1	0	1	1.0	0	1	0.1
Kevin Terry	12	1	0	4	-4	-4.0	0	0	-0.3
Team	12	10	0	14	-14	-1.4	0	0	-1.2
Total	12	412	2,509	173	2,336	5.7	27	80	194.7
Opponents	12	512	2,546	222	2,324	4.5	32	70	193.7

PASSING

	G	EFFIC	CMP-ATT-INT	PCT	YDS	TD	LNG	AVG/G
Jalon Daniels	8	158.8	115-175-2	65.7	1,470	13	73	183.8
Jason Bean	11	172.4	87-135-4	64.4	1,280	14	66	116.4
Ethan Vasko	1	81.8	3-5-0	60.0	13	0	9	13.0
Total	12	163.2	205-315-6	65.1	2,763	27	73	230.3
Opponents	12	140.0	258-399-11	64.7	3,095	19	80	257.9

RECEIVING

	G	NO	YDS	AVG	TD	LONG	AVG/G
Luke Grimm	11	42	456	10.9	5	33	41.5
Lawrence Arnold	12	36	597	16.6	4	60	49.8
Mason Fairchild	12	29	363	12.5	5	48	30.3
Quentin Skinner	12	25	436	17.4	5	56	36.3
Devin Neal	12	19	130	8.4	1	53	13.3
Jared Casey	12	16	218	13.6	3	66	18.2
Tanaka Scott	11	7	89	12.7	0	52	8.1
Kevin Terry	12	7	63	9.0	0	14	5.3
Torry Locklin	12	5	105	21.0	2	60	8.8
Trevor Kardell	12	5	65	13.0	1	22	5.4
Daniel Hishaw Jr.	5	3	95	31.7	1	73	19.0
Ky Thomas	8	3	4	1.3	0	2	0.5
Sevion Morrison	11	3	26	8.7	0	13	2.4
Steven McBride	6	2	23	11.5	0	16	3.8
Trevor Wilson	4	2	52	26.0	0	47	13.0
Douglas Emilien	12	1	11	11.0	0	11	0.9
Total	12	205	2,763	13.5	27	73	230.9
Opponents	12	258	3,095	12.0	19	80	257.9

TOTAL OFFENSE

	G	PLAYS	RUSH	PASS	TOTAL	AVG/G
Jalon Daniels	8	238	404	1,470	1,874	234.3
Jason Bean	11	173	222	1,280	1,502	136.5
Devin Neal	12	171	1,061	0	1,061	88.4
Daniel Hlshaw Jr.	5	44	261	0	262	52.4
Sevion Morrison	11	23	65	0	165	15.0
Ky Thomas	8	43	141	0	151	18.9
Quentin Skinner	12	2	41	0	41	3.4
Torry Locklin	12	12	21	0	31	2.7
Ethan Vasko	1	7	6	13	19	19.0
DeAndre Thomas Jr.	1	1	5	0	5	5.0
Steven McBride	6	1	4	0	4	0.7
Tanaka Scott	11	1	1	0	1	0.1
Kevin Terry	12	1	-4	0	-4	-0.3
Team	12	0	-14	0	-14	-1.2
Total	12	727	2,336	2,763	5,099	242.9
Opponents	12	911	2,324	3,095	5,419	451.6

SCORING

	TD	FGs	PATs				DXP	SAF	PTS
			KICK	RUSH	RCV	PASS			
Jacob Borcila	--	7-13	48-48	--	--	--	--	--	69
Devin Neal	10	--	--	--	--	--	--	--	60
Daniel Hishaw Jr.	6	--	--	--	--	--	--	--	36
Jalon Daniels	6	--	--	--	--	--	--	--	36
Mason Fairchild	5	--	--	--	--	--	--	--	30
Quentin Skinner	5	--	--	--	--	--	--	--	30
Luke Grimm	5	--	--	--	--	--	--	--	30
Lawrence Arnold	4	--	--	--	--	--	--	--	24
Jason Bean	4	--	--	--	--	--	--	--	24
Jared Casey	3	--	--	--	--	--	--	--	18
Torry Locklin	3	--	--	--	--	--	--	--	18
Cobee Bryant	2	--	--	--	--	--	--	--	12
Trevor Kardell	1	--	--	--	--	--	--	--	6
Sevion Morrison	1	--	--	--	--	--	--	--	6
Ky Thomas	1	--	--	--	--	--	--	--	6
Owen Piepergerdes	--	--	2-2	--	--	--	--	--	5
Total	56	7-13	53-53	0	0	0	0	0	410
Opponents	51	16-21	46-47	1	1	1	0	1	406

KICK RETURNS

	NO	YDS	AVG	TD	LONG
Kenny Logan Jr.	12	237	19.8	0	38
Sevion Morrison	5	121	24.2	0	37
Trevor Wilson	2	11	5.5	0	9
Andrew Russell	1	0	0.0	0	0
Trevor Kardell	1	3	3.0	0	3
Steven McBride	1	31	31.0	0	31
Total	22	403	18.3	0	38
Opponents	21	501	23.9	0	69

PUNT RETURNS

	NO	YDS	AVG	TD	LONG
OJ Burroughs	3	18	6.0	0	16
Luke Grimm	1	-3	-3.0	0	0
Total	4	15	3.8	0	6
Opponents	10	73	7.3	0	22

FUMBLE RETURNS

	NO	YDS	AVG	TD	LONG
Jereme Robinson	2	49	24.5	0	49
Torry Locklin	2	0	0.0	0	0
Hayden Hatcher	2	0	0.0	0	0
Kenny Logan Jr.	1	0	0.0	0	0
Caleb Sampson	1	0	0.0	0	0
Lorenzo McCaskill	1	0	0.0	0	0
Total	9	49	5.4	0	49
Opponents	10	26	2.6	0	18

INTERCEPTIONS

	NO	YDS	AVG	TD	LONG
Cobee Bryant	3	86	28.7	1	82
Kenny Logan Jr.	2	43	21.5	0	26
Mello Dotson	2	18	9.0	0	13
Eriq Gilyard	1	11	11.0	0	11
Craig Young	1	13	13.0	0	13
OJ Burroughs	1	0	0.0	0	0
Rich Miller	1	37	37.0	0	37
Total	11	208	18.9	1	86
Opponents	6	13	2.2	0	12

FIELD GOAL SEQUENCE

	KANSAS	OPPONENTS
Tennessee Tech	40	50, (28), 27
West Virginia		(27), (28)
Houston	(22), (33)	(20)
Duke		(22), (37)
Iowa State	50	30, (35), 45, 37
TCU	(40), 31	(39)
Oklahoma		(37)
Baylor	(30)	
Oklahoma State	(21), (20), (31)	(35)
Texas Tech	41, 37	(33), (51), (30)
Texas	34	(28), (40)
Kansas State		(27)

Numbers in (parentheses) indicate field goal was made.

FIELD GOALS

	FGM-FGA	PCT	1-19	20-29	30-39	40-49	50-99	LG	BLK
Jacob Borcila	7-13	53.8	0-0	3-3	3-6	1-3	0-1	40	1
Team	7-13	53.8	0-0	3-3	3-6	1-3	0-1	40	1
Opponents	16-21	76.2	0-0	7-8	7-9	1-2	1-2	51	1

PUNTING

	NO.	YDS	AVG	LONG	TB	FC	I20	50+	BLK
Reis Vernon	34	1,357	39.9	60	3	10	10	2	0
Jason Bean	1	41	41.0	41	0	0	4	0	0
Jalon Daniels	1	33	33.0	33	0	0	1	0	0
Grayden Addison	1	28	28.0	28	0	0	0	0	0
Total	37	1,459	39.4	60	3	10	12	2	0
Opponents	31	1,356	43.7	72	5	11	7	8	0

KICKOFFS

	NO.	YDS	AVG	TB	OB	RETN	NET	YDLN
Tabor Allen	73	4,460	61.1	41	2	--	--	--
Total	73	4,460	61.1	41	2	21	38.8	26
Opponents	76	4,599	60.5	43	2	23	38.8	26

ALL-PURPOSE

	G	RUSH	REC	PR	KOR	IR	TOT	AVG/G
Devin Neal	12	1,061	160	0	0	0	1,221	101.8
Lawrence Arnold	12	0	597	0	0	0	597	49.8
Quentin Skinner	12	41	436	0	0	0	477	39.8
Luke Grimm	11	0	456	-3	0	0	453	41.2
Jalon Daniels	8	404	0	0	0	0	404	50.5
Mason Fairchild	12	0	363	0	0	0	363	30.3
Daniel Hishaw Jr.	5	262	95	0	0	0	348	71.4
Sevion Morrison	11	165	26	0	121	0	312	28.4
Kenny Logan Jr.	12	0	0	0	237	43	280	23.2
Jason Bean	11	222	0	0	0	0	222	20.2
Jared Casey	12	0	218	0	0	0	218	18.2
Ky Thomas	8	151	4	0	0	0	155	19.4
Torry Locklin	12	32	105	0	0	0	137	11.4
Tanaka Scott	11	1	89	0	0	0	90	8.2
Cobee Bryant	11	0	0	0	0	86	86	7.8
Trevor Kardell	12	0	65	0	3	0	68	5.7
Trevor Wilson	4	0	52	0	11	0	63	15.8
Kevin Terry	12	-4	63	0	0	0	59	4.9
Steven McBride	6	4	23	0	0	0	58	9.7
Rich Miller	12	0	0	0	0	37	37	3.1
Mello Dotson	12	0	0	0	0	18	18	1.5
OJ Burroughs	12	0	0	18	0	0	18	1.5
Craig Young	12	0	0	0	0	13	13	1.1
Eriq Gilyard	12	0	0	0	0	11	11	0.9
Douglas Emilien	12	0	11	0	0	0	11	0.9
Ethan Vasko	1	6	0	0	0	0	6	6.0
DeAndre Thomas Jr.	1	5	0	0	0	0	5	5.0
Team	12	-14	0	0	0	0	-14	-1.2
Total	12	2,336	2,763	15	403	208	5,725	477.4
Opponents	12	2,324	2,324	73	501	13	6,006	500.5

DEFENSE

		TACKLES				SACKS		PASS DEF			FUMBLES		BLOCKED	
		GP	SOLO	A	TOTAL	TFL/YDS	NO-YARDS	INT-YDS	BRUP	QBH	RCV-YDS	FF	KICK	SAF
1	Kenny Logan Jr.	12	65	31	96	1.5-3	--	2-43	4	1	1-0	1	--	--
30	Rich Miller	12	53	30	3	3-13	1-4	1-37	--	1	--	--	--	--
15	Craig Young	12	42	16	58	5.5-26	4.5-23	1-13	3	4	--	1	--	--
47	Lonnie Phelps Jr.	12	42	11	53	10.5-48	7-40	--	1	5	--	1	--	--
3	Mello Dotson	12	37	13	50	1-2	--	2-18	5	--	--	--	--	--
4	Marvin Grant	12	32	15	47	1.5-2	--	--	1	--	--	--	--	--
7	Lorenzo McCaskill	12	29	17	46	0.5-1	--	--	1	1	1-0	--	--	--
5	OJ Burroughs	12	34	7	41	0.5-1	--	1-0	3	--	--	1	--	--
6	Taiwan Berryhill	12	26	13	39	6-22	2-13	3-86	1	1	--	--	--	--
2	Cobee Bryant	11	29	5	34	0.5-1	--	--	8	--	--	1	--	--
90	Jereme Robinson	12	17	11	28	6.5-29	3-23	--	--	2	2-49	2	1	--
99	Malcolm Lee	12	18	9	27	3.5-14	1-5	1-11	2	--	--	--	--	--
13	Eriq Gilyard	12	18	6	24	2-2	--	--	1	--	--	--	--	--
18	Kalon Gervin	12	16	4	20	1-1	--	--	4	--	--	--	--	--
98	Caleb Sampson	12	13	7	20	3.5-18	2.5-17	--	2	--	1-0	--	--	--
37	Hayden Hatcher	12	9	9	18	2-5	0.5-2	--	--	2	2-0	--	--	--
93	Sam Burt	12	11	7	18	1.5-12	1.5-12	--	--	1	--	--	--	--
11	Eddie Wilson	12	9	8	17	1.5-2	--	--	--	--	--	--	--	--
92	Tommy Dunn Jr.	12	7	2	9	1.5-3	0.5-2	--	--	1	--	--	--	--
53	Caleb Taylor	10	2	7	9	1-1	0.5-1	--	--	--	--	--	--	--
35	Zion DeBose	10	6	1	7	1-4	--	--	--	1	--	--	--	--
52	DJ Withers	12	4	2	6	1-1	--	--	--	1	--	--	--	--
19	Gavin Potter	4	3	2	5	0.5-3	--	--	1	--	--	--	--	--
12	Torry Locklin	12	3	1	4	--	--	--	--	--	2-0	--	--	--
32	Dylan Downing	11	4	--	4	--	--	--	--	--	--	--	--	--
9	Jarrett Paul	4	3	1	4	--	--	--	--	--	--	--	--	--
43	Andrew Russell	11	4	--	4	--	--	--	--	--	--	--	--	--
8	Kwinton Lassiter	12	3	--	3	--	--	--	--	--	--	--	--	--
20	Donovan Gaines	11	3	--	3	--	--	--	--	--	--	--	--	--
16	Shaad Dabney	12	2	1	3	--	--	--	--	--	--	--	--	--
0	Edwin White Schultz	3	1	1	2	--	--	--	--	--	--	--	--	--
46	Davion Westmoreland	3	1	1	2	--	--	--	--	--	--	--	--	--
85	Kelan Robinson	9	2	--	2	--	--	--	--	--	--	--	--	--
68	Earl Bostick Jr.	12	2	--	2	--	--	--	--	--	--	--	--	--
47	Jared Casey	12	2	--	2	--	--	--	--	--	--	--	--	--
96	Cole Petrus	12	1	--	1	--	--	--	--	--	--	--	--	--
12	Tristian Fletcher	3	1	--	1	--	--	--	--	--	--	--	--	--
91	Jelani Arnold	9	1	--	1	--	--	--	--	--	--	--	--	--
83	Quentin Skinner	12	1	--	1	--	--	--	--	--	--	--	--	--
31	Landon Nelson	1	1	--	1	--	--	--	--	--	--	--	--	--
4	Devin Neal	12	1	--	1	--	--	--	--	--	--	--	--	--
89	Mason Fairchild	12	--	1	1	--	--	--	--	--	--	--	--	--
33	D'Marion Alexander	1	1	--	1	--	--	--	--	--	--	--	--	--
40	Tabor Allen	12	1	--	1	--	--	--	--	--	--	--	--	--
24	Monte' McGary	8	--	1	1	--	--	--	--	--	--	--	--	--
Total		12	560	240	800	57-214	24-142	11-208	37	21	9-49	7	1	0
Opponents		12	474	168	642	50-171	9-52	6-13	33	21	10-26	10	1	1

GAME-BY-GAME STATISTICS

GAME	FINAL SCORE BY QUARTER					FIRST DOWNS				RUSHING			PASSING			TOTAL OFFENSE		PUNTING	FUMBLES	PENALTY	THIRD	TOTAL
	SCORE	1	2	3	4	RU	PA	PN	TOT	ATT	YDS	TD	C-A-I	YDS	TD	ATT	YDS	NO-YDS	NO-LOST	NO-YDS	DOWNS	TOP
Tennessee Tech	10	0	3	0	7	4	8	2	14	43	93	0	15-26-1	97	1	69	190	6-196	2-2	4-19	4/17	35:36
Kansas	56	21	14	7	14	10	10	1	21	30	297	6	16-19-1	205	1	49	502	0-0	0-0	4-40	6/8	24:24
Kansas	55	0	21	14	7	7	15	2	24	36	200	4	18-29-0	219	3	65	419	3-129	1-0	6-70	11/15	27:33
West Virginia	42	14	14	0	14	4	19	4	27	38	146	2	28-40-1	355	3	78	501	1-35	1-1	8-65	8/15	32:27
Kansas	14	14	14	6	48	14	7	4	25	43	280	3	14-23-0	158	3	66	438	2-86	2-0	2-86	7-12	31:27
Houston	14	0	13	3	30	12	12	2	26	39	174	3	22-31-1	272	1	70	446	3-125	1-1	3-125	7-12	28:33
Duke	27	7	6	0	14	6	12	5	23	35	139	2	24-36-0	324	1	71	463	3-154	0-0	5-34	5-15	30:28
Kansas	35	7	14	7	7	8	14	1	23	39	204	1	19-23-0	324	4	62	528	2-78	0-0	7-83	6-10	29:32
Iowa State	11	0	8	3	0	6	12	2	20	30	26	0	30-48-1	287	1	78	313	3-126	2-1	0-0	5-18	35:02
Kansas	14	0	14	0	0	5	4	1	10	31	112	2	8-15-0	101	0	46	213	6-239	1-1	0-0	3-10	24:58
TCU	38	3	7	21	7	8	13	0	21	32	144	2	23-33-1	308	3	64	452	4-181	1-1	1-5	5-11	26:01
Kansas	31	0	3	21	7	10	12	0	22	38	189	0	21-34-1	351	4	72	540	3-125	4-1	5-45	5-14	33:59
Kansas	42	14	7	7	14	8	12	2	22	35	165	2	16-27-2	265	4	62	430	5-212	0-0	5-45	5-11	29:41
Oklahoma	52	14	21	14	3	14	21	1	36	57	298	5	29-43-1	403	2	100	701	1-55	2-2	4-45	16-21	30:19
Kansas	23	3	0	7	13	2	8	1	11	22	56	2	16-27-0	56	2	49	288	3-104	3-2	5-31	6-11	19:50
Baylor	35	14	14	0	7	17	11	0	28	57	273	4	17-26-2	273	4	83	437	1-46	1-1	3-30	9-13	40:10
Oklahoma State	16	0	7	3	6	7	16	2	25	35	111	0	27-40-3	304	2	75	415	2-87	1-1	1-15	5-11	24:51
Kansas	37	10	14	7	6	12	10	1	23	46	351	2	18-23-0	203	2	69	554	3-94	1-0	5-40	6-14	35:09
Kansas	28	7	14	0	7	11	8	1	20	32	242	1	20-33-1	283	3	65	525	2-96	1-1	10-75	6-13	28:33
Texas Tech	43	17	10	0	16	14	8	1	26	48	264	4	20-34-0	246	1	82	510	3-140	1-0	6-47	7-15	31:27
Texas	55	14	17	10	14	20	5	3	28	57	427	6	13-22-0	112	1	79	539	1-23	1-0	3-20	6-14	31:58
Kansas	14	0	0	7	7	4	11	0	15	30	104	0	18-29-1	242	2	59	346	4-146	0-0	4-36	4-11	28:02
Kansas	27	7	14	0	6	6	11	3	20	30	127	4	21-33-0	180	0	63	307	5-190	1-0	5-25	6-12	31:00
Kansas State	47	23	7	7	10	10	8	2	20	42	230	4	11-21-0	213	2	63	443	3-188	0-0	6-54	7-13	29:00

GAME-BY-GAME OFFENSIVE STARTERS

	WR	LT	LG	C	RG	RT	TE/WR	RB/WR	WR/RB/TE	QB	RB/WR
Tennessee Tech	Arnold	Bostick Jr.	Puni	Novitsky	Ford	Cabeldue	Fairchild	Locklin	Thomas	Daniels	Neal
West Virginia	Arnold	Bostick Jr.	Puni	Novitsky	Ford	Cabeldue	Fairchild	Grimm	Skinner	Daniels	Neal
Houston	Arnold	Bostick Jr.	Puni	Novitsky	Ford	Cabeldue	Fairchild	Grimm	Casey	Daniels	Neal
Duke	Arnold	Bostick Jr.	Puni	Novitsky	Ford	Cabeldue	Fairchild	Grimm	Casey	Daniels	Neal
Iowa State	Arnold	Bostick Jr.	Puni	Novitsky	Ford	Cabeldue	Fairchild	Grimm	Casey	Daniels	Neal
TCU	Arnold	Bostick Jr.	Puni	Novitsky	Ford	Cabeldue	Fairchild	Grimm	Casey	Daniels	Neal
Oklahoma	Arnold	Bostick Jr.	Puni	Novitsky	Ford	Cabeldue	Fairchild	Grimm	Skinner	Bean	Neal
Baylor	Arnold	Bostick Jr.	Puni	Novitsky	Ford	Cabeldue	Fairchild	Emilien	Skinner	Bean	Neal
Oklahoma St.	Arnold	Bostick Jr.	Puni	Novitsky	Ford	Cabeldue	Fairchild	Grimm	Casey	Bean	Neal
Texas Tech	Arnold	Bostick Jr.	Puni	Novitsky	Ford	Cabeldue	Fairchild	Grimm	Casey	Bean	Neal
Texas	Arnold	Bostick Jr.	Puni	Novitsky	Ford	Cabeldue	Fairchild	Grimm	Skinner	Daniels	Neal
Kansas State	Arnold	Bostick Jr.	Puni	Novitsky	Ford	Cabeldue	Fairchild	Grimm	Locklin	Daniels	Skinner

GAME-BY-GAME DEFENSIVE STARTERS

	DE	DT	DT	DE	LB	LB	LB	CB	S	S	CB
Tennessee Tech	Lee	Sampson	Burt	Phelps	Miller	Berryhill Jr.	Young	Bryant	Logan Jr.	Burroughs	Dotson
West Virginia	Lee	Sampson	Burt	Phelps	Miller	Berryhill Jr.	Young	Bryant	Logan Jr.	Burroughs	Dotson
Houston	Lee	Sampson	Burt	Phelps	Miller	Berryhill Jr.	Young	Bryant	Logan Jr.	Burroughs	Dotson
Duke	Lee	Sampson	Burt	Phelps	Miller	Berryhill Jr.	Potter	Bryant	Logan Jr.	Burroughs	Dotson
Iowa State	Lee	Sampson	Burt	Phelps	Miller	Berryhill Jr.	Young	Bryant	Logan Jr.	Burroughs	Dotson
TCU	Lee	Sampson	Burt	Phelps	Miller	Berryhill Jr.	Young	Bryant	Logan Jr.	Burroughs	Dotson
Oklahoma	Lee	Sampson	Burt	Hatcher	Miller	Berryhill Jr.	Young	Bryant	Logan Jr.	Burroughs	Dotson
Baylor	Lee	Sampson	Burt	Phelps	Miller	Berryhill Jr.	Young	Gervin	Logan Jr.	Burroughs	Dotson
Oklahoma St.	Lee	Sampson	Burt	Phelps	Miller	Berryhill Jr.	Young	Gervin	Logan Jr.	Burroughs	Dotson
Texas Tech	Lee	Sampson	Burt	Phelps	Miller	Berryhill Jr.	Young	Bryant	Logan Jr.	Burroughs	Dotson
Texas	Lee	Sampson	Burt	Phelps	Miller	Berryhill Jr.	Young	Bryant	Logan Jr.	Burroughs	Dotson
Kansas State	Lee	Sampson	Burt	Phelps	Miller	Berryhill Jr.	Young	Bryant	Logan Jr.	Burroughs	Dotson

GAME-BY-GAME LEADERS

	PASSING	RUSHING	RECEIVING	TACKLES	SACKS
Tennessee Tech	Jalon Daniels (15/18, 189 yds, 1 TD)	Devin Neal (4 att, 108 yds, 2 TD)	Lawrence Arnold (4 rec, 56 yds)	Lonnie Phelps (7 tackles)	Lonnie Phelps (3 sacks)
West Virginia	Jalon Daniels (18/29, 219 yds, 3 TD)	Jalon Daniels (12 att, 85 yds)	Luke Grimm (6 rec, 66 yds)	Rich Miller (12 tackles)	N/A
Houston	Jalon Daniels (14/23, 158 yds, 3 TD)	Jalon Daniels (12 att, 123 yds, 2 TD)	Lawrence Arnold (3 rec, 24 yds)	Rich Miller (9 tackles)	Three Players (1 sack)
Duke	Jalon Daniels (19/23, 324 yds, 4 TD)	Jalon Daniels (11 att, 83 yds, 1 TD)	Lawrence Arnold (4 rec, 84 yds, 1 TD)	Mello Dotson (9 tackles)	Lonnie Phelps (1 sack)
Iowa State	Jalon Daniels (7/14, 93 yds)	Devin Neal (12 att, 75 yds)	Luke Grimm (4 rec, 46 yds)	Two Players (7 tackles)	Sam Burt (1.5 sacks)
TCU	Jason Bean (16/24, 262 yds, 4 TD)	Devin Neal (15 att, 88 yds)	Quentin Skinner (4 rec, 73 yds, 2 TD)	Kenny Logan Jr. (12 tackles)	Lonnie Phelps (1 sack)
Oklahoma	Jason Bean (16/27, 265 yds, 4 TD)	Devin Neal (12 att, 84 yds, 1 TD)	Lawrence Arnold (5 rec, 113 yds, 2 TD)	Kenny Logan Jr. (14 tackles)	Craig Young (1 sack)
Baylor	Jason Bean (16/27, 232 yds, 1 TD)	Devin Neal (10 att, 32 yds, 1 TD)	Quentin Skinner (4 rec, 66 yds, 1 TD)	Marvin Grant (11 tackles)	Two Players (1 sack)
Oklahoma State	Jason Bean (18/23, 203 yds, 2 TD)	Devin Neal (32 att, 224 yds, 1 TD)	Devin Neal (6 rec, 110 yds)	Kenny Logan Jr. (8 tackles)	Rich Miller (1 sack)
Texas Tech	Jason Bean (17/28, 270 yds, 3 TD)	Devin Neal (24 att, 190 yds)	Lawrence Arnold (4 rec, 110 yds)	Kenny Logan Jr. (11 tackles)	Malcolm Lee (1 sack)
Texas	Jalon Daniels (17/26, 230 yds, 2 TD)	Devin Neal (13 att, 51 yds)	Quentin Skinner (4 rec, 98 yds)	Kenny Logan Jr. (10 tackles)	N/A
Kansas State	Jalon Daniels (20/32, 168 yds)	Devin Neal (16 att, 59 yds, 2 TD)	Luke Grimm (3 rec, 48 yds)	Craig Young (10 tackles)	Two Players (1 sack)



6 JALON DANIELS

GAME-BY-GAME PASSING

#6 JALON DANIELS	COMP	ATT	INT	PCT	YARDS	TD	LONG	SACK	YDS	EFFIC.
Tennessee Tech	15	18	1	83.3	189	1	56	0	0	178.8
West Virginia	18	29	0	62.1	219	3	40	0	0	159.6
Houston	14	23	0	60.9	158	3	60	0	0	161.6
Duke	19	23	0	82.6	324	4	73	1	4	258.3
Iowa State	7	14	0	50.0	93	0	30	1	6	105.8
TCU	5	10	0	50.0	89	0	48	1	5	124.8
Texas	17	26	1	35.4	230	2	55	0	0	157.4
Kansas State	20	32	0	654.5	168	0	33	1	2	106.6
TOTALS	115	175	2	65.7	1,470	13	7.	4	17	158.5

#9 JASON BEAN	COMP	ATT	INT	PCT	YARDS	TD	LONG	SACK	YDS	EFFIC.
Tennessee Tech	1	1	0	100.0	16	0	16	0	0	234.4
Iowa State	1	1	0	100.0	8	0	8	0	0	167.2
TCU	16	24	1	66.7	262	4	52	0	0	205.0
Oklahoma	16	27	2	59.3	265	4	39	1	9	175.8
Baylor	16	27	0	59.3	232	1	47	1	3	143.7
Oklahoma State	18	23	0	78.3	203	2	53	0	0	181.1
Texas Tech	17	28	1	60.7	270	3	66	2	12	169.9
Texas	1	3	0	33.3	12	0	12	0	0	66.9
Kansas State	1	1	0	100.0	12	0	12	0	0	200.8
TOTALS	87	135	4	64.4	1,280	14	66	4	24	172.4

#15 ETHAN VASKO	COMP	ATT	INT	PCT	YARDS	TD	LONG	SACK	YDS	EFFIC.
Texas Tech	3	5	0	60.0	13	0	9	1	11	81.8
TOTALS	3	5	0	60.0	13	0	9	1	11	81.8

GAME-BY-GAME RUSHING

	NO/YDS/TD	TTU	WVU	UH	DUKE	ISU	TCU	OU	BU	OSU	TTU	UT	KSU
Devin Neal	155/1,002/7	4/108/1	10/42/2	14/54/0	9/54/0	12/75/0	15/88/0	12/84/1	10/32/1	32/224/1	24/190/0	13/51/0	16/59/2
Jalon Daniels	55/353/5	3/29/1	12/85/0	12/123/2	11/83/1	8/9/1	7/6/0	DNP	DNP	DNP	DNP	2/12/0	8/51/1
Daniel Hishaw Jr.	44/262/5	5/56/1	10/63/2	11/51/1	10/64/0	8/28/1	DNP	DNP	DNP	DNP	DNP	DNP	DNP
Ky Thomas	43/151/1	7/15/0	2/4/0	2/6/0	DNP	DNP	6/19/0	9/18/1	DNP	10/34/0	1/40/0	6/15/0	DNP
Jason Bean	34/212/3	2/16/1	DNP	--	1/1/0	2/2/0	7/34/0	10/41/0	8/25/1	4/93/1	4/10/1	--	--
Sevion Morrison	23/165/1	8/70/1	1/7/0	1/30/0	2/3/0	--	1/40/0	3/1/0	2/3/0	DNP	--	5/11/0	--
Torry Locklin	6/15/0	1/3/0	--	--	2/2/0	--	--	--	--	--	--	3/10/0	6/17/1
Quentin Skinner	2/21/0	--	--	1/18/0	--	--	1/3/0	--	--	--	--	--	--
Ethan Vasko	2/6/0	DNP	DNP	DNP	DNP	DNP	DNP	DNP	DNP	DNP	2/6/0	DNP	DNP
DeAndre Thomas Jr.	1/5/0	DNP	DNP	DNP	DNP	DNP	DNP	DNP	DNP	DNP	DNP	1/5/0	DNP
Steven McBride	1/4/0	--	--	--	1/4/0	--	--	DNP	DNP	DNP	DNP	DNP	DNP
Tanaka Scott	1/1/0	DNP	--	--	--	--	--	1/1/0	--	--	--	--	--
Kevin Terry	1/-4/0	--	--	--	--	--	--	--	--	--	1/-4/0	--	--



11 LUKE GRIMM

GAME-BY-GAME RECEIVING

	NO/YDS/TD	TTU	WVU	UH	DUKE	ISU	TCU	OU	BU	OSU	TTU	UT	KSU
Luke Grimm	42/456/5	2/27/0	6/66/0	2/6/1	5/63/1	4/46/0	6/73/1	1/19/0	DNP	7/65/0	3/21/1	3/22/1	3/48/0
Lawrence Arnold	36/597/4	4/56/0	3/30/0	3/24/0	4/84/1	--	3/41/0	5/113/2	3/53/0	2/18/1	4/110/0	1/42/0	4/26/0
Mason Fairchild	29/363/5	2/6/1	1/10/1	1/4/0	--	--	3/80/1	6/106/2	2/19/0	--	5/49/0	5/48/0	4/41/0
Quentin Skinner	21/338/5	1/56/0	3/50/1	1/-1/0	2/19/0	1/10/0	4/98/2	1/7/0	4/66/1	1/4/0	3/29/1	4/98/0	--
Devin Neal	19/160/1	1/10/0	1/17/1	--	1/4/0	--	1/1/0	1/3/0	1/-2/0	6/110/0	4/8/0	1/-1/0	2/10/0
Jared Casey	16/218/3	--	2/23/0	1/8/1	2/24/0	1/30/0	--	1/9/0	1/20/0	2/6/1	1/66/1	1/9/0	4/23/0
Tanaka Scott Jr.	6/91/0	DNP	1/11/0	1/8/0	1/13/0	1/4/0	1/52/0	--	1/3/0	--	--	1/-2/0	--
Kevin Terry	7/63/0	2/21/0	1/12/0	--	--	--	--	--	1/9/0	--	--	1/12/0	2/9/0
Torry Locklin	5/105/2	--	--	1/60/1	--	--	--	1/8/0	--	--	--	1/14/1	2/23/0
Trevor Kardell	5/65/1	--	--	1/17/0	3/44/1	--	1/4/0	--	--	--	--	--	--
Daniel Hishaw Jr.	3/95/1	1/5/0	--	1/17/0	1/73/1	--	DNP	DNP	DNP	DNP	DNP	DNP	DNP
Sevion Morrison	3/26/0	--	--	1/13/0	--	--	1/1/0	--	1/12/0	DNP	--	--	--
Ky Thomas	3/4/0	1/1/0	--	1/2/0	DNP	DNP	1/1/0	--	DNP	--	--	--	DNP
Trevor Wilson	2/52/0	DNP	DNP	DNP	DNP	DNP	DNP	--	2/52/0	DNP	DNP	--	--
Steven McBride	2/23/0	2/23/0	--	--	--	--	--	DNP	DNP	DNP	DNP	DNP	DNP
Douglas Emilien	1/11/0	--	--	--	--	1/11/0	--	--	--	--	--	--	--

GAME-BY-GAME SACKS

	UA-A	TOT	TTU	WVU	UH	DUKE	ISU	TCU	OU	BU	OSU	TTU	UT	KSU
Lonnie Phelps Jr.	7-0	7.0	3-19	--	--	1-6	1-3	1-9	--	--	--	--	--	1-3
Craig Young	4-1	4.5	--	--	1-2	--	1-8	--	1-6	--	0.5-2	--	--	1-5
Jereme Robinson	2-2	3	0.5-1	--	1-2	--	0.5-5	--	--	1-15	--	--	--	--
Caleb Sampson	2-1	2.5	0.5-2	--	1-8	--	--	--	--	1-7	--	--	--	--
Taiwan Beryhill	2-0	2.0	--	--	1.0-3	--	1-10	--	--	--	--	--	--	--
Sam Burt	1-1	1.5	--	--	--	--	1.5-12	--	--	--	--	--	--	--
Rich Miller	1-0	1.0	--	--	--	--	--	--	--	--	1-4	--	--	--
Malcolm Lee	1-0	1.0	--	--	--	--	--	--	--	--	--	1-5	--	--
Hayden Hatcher	0-1	0.5	0.5-2	--	--	--	--	--	--	--	--	--	--	--
Caleb Taylor	0-1	0.5	0.5-1	--	--	--	--	--	--	--	--	--	DNP	DNP
Tommy Dunn Jr.	0-1	0.5	--	--	--	--	--	--	--	--	0.5-2	--	--	--

GAME-BY-GAME TACKLES

	UA-A	TOT	TTU	WVU	UH	DUKE	ISU	TCU	OU	BU	OSU	TTU	UT	KSU
Kenny Logan Jr	65-31	96	4-0	3-7	3-2	3-1	4-0	8-4	7-7	5-3	6-2	8-3	9-1	5-1
Rich Miller	53-30	83	2-4	7-5	7-2	4-0	2-5	5-4	4-5	6-1	5-1	4-2	3-1	4-0
Craig Young	42-16	58	1-1	2-5	7-0	4-1	5-0	4-1	2-1	2-2	4-1	3-1	1-2	7-1
Lonnie Phelps Jr.	42-11	53	6-1	1-1	4-1	5-1	3-0	2-3	1-0	6-2	3-0	5-1	3-0	4-1
Mello Dotson	37-13	50	1-0	4-0	3-0	8-1	5-2	1-2	3-4	3-1	3-0	3-2	1-1	2-0
Marvin Grant	32-15	47	2-0	2-1	1-0	3-1	2-2	1-1	3-3	7-4	1-1	1-0	5-1	4-1
Lorenzo McCaskill	29-17	46	2-1	1-0	3-1	1-0	0-1	0-1	7-5	1-4	4-1	1-2	6-1	3-0
OJ Burroughs	34-7	41	1-0	3-0	1-0	5-0	3-0	2-3	3-4	3-0	--	3-0	6-0	4-0
Taiwan Berryhill	26-13	39	3-0	0-3	2-1	--	2-1	1-2	3-3	1-2	1-0	7-1	3-1	2-0
Cobee Bryant	29-5	34	--	3-1	3-0	4-0	5-1	1-0	3-1	DNP	4-2	3-0	1-0	1-0
Jereme Robinson	17-11	28	1-1	2-0	2-1	2-0	0-3	0-2	2-2	2-0	4-0	0-1	0-1	2-0
Malcolm Lee	18-9	27	1-1	2-0	1-1	0-2	3-1	2-0	2-2	1-1	1-0	2-1	2-0	1-0
Eriq Gilyard	18-6	24	4-1	1-2	1-0	1-0	1-1	2-0	0-1	3-1	1-0	1-0	2-0	1-0
Kalon Gervin	16-4	20	1-1	3-1	--	3-0	3-0	--	3-2	1-0	1-0	--	--	1-0
Caleb Sampson	13-7	20	1-1	1-3	1-1	3-0	--	--	--	1-1	--	2-1	3-0	1-0
Sam Burt	11-7	18	1-0	2-1	0-2	--	1-1	2-1	--	1-2	--	2-1	--	2-0
Hayden Hatcher	9-9	18	1-2	1-1	2-0	--	--	0-1	1-0	1-1	0-2	1-0	2-0	--
Eddie Wilson	9-8	17	--	2-0	1-0	1-0	0-3	1-2	2-2	0-1	--	--	2-0	--
Tommy Dunn Jr.	7-2	9	2-0	--	--	--	1-0	--	0-1	--	2-1	1-0	1-0	--
Caleb Taylor	2-7	9	0-1	--	--	--	1-1	0-1	1-3	--	--	0-1	DNP	DNP
Zion DeBose	6-1	7	1-0	--	--	DNP	1-0	--	1-0	DNP	1-1	1-0	1-0	--
DJ Withers	4-2	6	0-1	--	--	1-0	--	--	--	--	--	0-1	3-0	--
Gavin Potter	3-2	5	--	0-1	1-0	2-1	DNP	DNP	DNP	DNP	DNP	--	DNP	DNP
Dylan Downing	3-0	3	--	DNP	--	--	--	1-0	--	--	--	--	--	2-0
Andrew Russell	4-0	--	--	2-0	1-0	--	--	--	1-0	--	--	--	1-0	--
Torry Locklin	2-1	3	1-0	1-0	--	--	--	--	--	0-1	--	--	1-0	--
Jarrett Paul	3-1	4	2-1	--	1-0	--	DNP	DNP	DNP	DNP	DNP	DNP	DNP	DNP
Donovan Gaines	2-0	2	--	--	--	--	--	1-0	1-0	--	--	DNP	1-0	--
Kwinton Lassiter	2-0	2	1-0	--	--	--	--	--	--	--	--	--	1-0	1-0
Shaad Dabney	1-1	2	0-1	--	--	--	--	1-0	--	--	--	--	1-0	--
Kelan Robinson	2-0	2	--	DNP	DNP	DNP	--	2-0	--	--	--	--	--	--
Earl Bostick Jr.	2-0	2	--	--	--	--	--	--	--	--	--	1-0	1-0	--
Jared Casey	1-0	1	1-0	--	--	--	--	--	--	--	--	--	1-0	--
Edwin White-Schultz	1-1	2	1-1	--	--	DNP	DNP	DNP	DNP	DNP	DNP	DNP	DNP	DNP
Davion Westmoreland	1-0	1	DNP	DNP	DNP	DNP	DNP	DNP	DNP	1-0	DNP	DNP	0-1	--
Quentin Skinner	1-0	1	--	--	--	--	--	1-0	--	--	--	--	--	--
Tabor Allen	1-0	1	--	--	--	--	--	1-0	--	--	--	--	--	--
D'Marion Alexander	1-0	1	1-0	DNP	DNP	DNP	DNP	DNP	DNP	DNP	DNP	DNP	DNP	DNP
Jelani Arnold	1-0	1	--	--	--	DNP	1-0	--	DNP	DNP	--	--	--	--
Tristian Fletcher	1-0	1	DNP	DNP	DNP	DNP	DNP	DNP	DNP	DNP	DNP	1-0	--	--
Cole Petrus	1-0	1	1-0	--	--	--	--	--	--	--	--	--	--	--
Devin Neal	1-0	1	--	--	--	--	--	--	--	1-0	--	--	--	--
Landon Nelson	1-0	1	DNP	DNP	DNP	DNP	DNP	DNP	DNP	DNP	DNP	DNP	1-0	DNP
Mason Fairchild	0-1	1	--	--	--	--	--	--	--	0-1	--	--	--	--
Monte McGary	0-1	1	0-1	--	--	--	--	--	DNP	--	--	DNP	--	DNP

GAME-BY-GAME TACKLES-FOR-LOSS

	UA-A	TOT	TTU	WVU	UH	DUKE	ISU	TCU	OU	BU	OSU	TTU	UT	KSU
Lonnie Phelps Jr.	10-1	10.5	4.0-21	--	10-1	1.0-6	1.0-3	1.5-10	--	--	--	1.0-4	--	1.0-3
Jereme Robinson	5-3	6.5	1.5-2	--	1-2	--	1.0-5	--	--	1.0-15	2.0-5	--	--	--
Taiwan Berryhill	6-0	6.0	1.0-2	0.5-3	1.0-3	--	1.0-10	--	--	1.0-3	--	1.0-3	--	1.0-1
Craig Young	5-1	5.5	--	--	1.0-2	--	1.0-8	1.0-3	1.0-6	--	0.5-2	--	--	1.0-5
Malcolm Lee	3-1	3.5	--	0.5-1	--	0.5-3	1.0-5	--	--	--	--	1.0-5	--	1.0-1
Caleb Sampson	3-1	3.5	1.5-3	--	1-8	--	--	--	--	1.0-7	--	--	--	--
Rich Miller	2-2	3.0	--	--	1.0-7	--	0.5-1	0.5-1	--	--	1.0-4	--	--	--
Eriq Gilyard	2-0	2.0	1.0-1	--	--	--	--	--	--	--	--	--	--	1.0-1
Hayden Hatcher	1-2	2.0	1.5-5	--	--	--	--	--	--	--	0.5-0	--	--	--
Marvin Grant	1-1	1.5	--	--	--	--	--	--	--	--	--	--	1.0-2	0.5-0
Sam Burt	1-1	1.5	--	--	--	--	1.5-12	--	--	--	--	--	--	--
Tommy Dunn Jr.	1-1	1.5	1.0-1	--	--	--	--	--	--	--	0.5-2	--	--	--
Eddie Wilson	1-1	1.5	--	--	--	1.0-1	--	0.5-1	--	--	--	--	--	--
Kenny Logan Jr.	0-3	1.5	--	--	--	--	--	--	1.0-2	--	--	--	--	0.5-1
Zion DeBose	1-0	1.0	--	--	--	DNP	1.0-4	--	--	DNP	--	--	--	--
DJ Withers	1-0	1.0	--	--	--	--	--	--	--	--	--	--	1.0-1	--
Kalon Gervin	1-0	1.0	--	--	--	--	--	--	--	--	1.0-1	--	--	--
Mello Dotson	1-0	1.0	--	--	--	1.0-2	--	--	--	--	--	--	--	--
Caleb Taylor	1-0	1.0	0.5-1	--	--	--	--	--	0.5-0	--	--	--	DNP	DNP
Cobee Bryant	0-1	0.5	--	--	--	--	--	--	--	DNP	0.5-1	--	--	--
Lorenzo McCaskill	0-1	0.5	--	--	--	--	--	--	0.5-1	--	--	--	--	--
OJ Burroughs	0-1	0.5	--	--	--	--	--	0.5-1	--	--	--	--	--	--
Gavin Potter	0-1	0.5	--	--	--	0.5-3	--	DNP	DNP	DNP	DNP	DNP	DNP	DNP

DRIVE SUPERLATIVES

	KANSAS	OPPONENT
Most Plays/Result	16, two times (MR at Kansas State, TD)	16, at Oklahoma (FG)
Most Yards/Result	97, at Houston (TD)	99, (Two times, MR at Baylor, TD)
Most Time/Result	8:20, at Kansas State (TD)	7:37, vs. Iowa State (missed FG)

SCORING DRIVE ANALYSIS

YARDAGE	KANSAS		OPPONENTS	
	TD	FG	TD	FG
No Drive	--	--	--	--
Negative Yds.	--	--	--	--
0-9	2	--	2	--
10-19	1	--	--	--
20-29	6	--	3	3
30-39	--	1	1	1
40-49	3	--	4	--
50-59	1	1	3	4
60-69	7	2	10	7
70-79	27	3	16	4
80-89	4	--	5	--
90-99	3	--	4	--

GAME OPENING DRIVES

OPPONENTS	KANSAS			OPPONENTS		
	PTS.	1STD	YDS.	PTS.	1STD	YDS.
Tennessee Tech	7	2	40	0	0	-1
West Virginia	0	0	4	7	2	75
Houston	0	0	4	7	3	82
Duke	0	3	74	0	0	8
Iowa State	0	1	32	0	1	18
TCU	0	1	19	3	4	57
Oklahoma	7	3	75	7	4	79
Baylor	0	0	2	7	3	41
Oklahoma State	7	3	73	0	2	40
Texas Tech	7	1	75	7	4	75
Texas	0	0	3	0	1	20
Kansas State	7	5	75	0	0	9

SECOND HALF OPENING DRIVES

OPPONENTS	KANSAS			OPPONENTS		
	PTS.	1STD	YDS.	PTS.	1STD	YDS.
Tennessee Tech	0	2	53	0	0	3
West Virginia	7	3	75	0	1	20
Houston	7	4	75	7	4	69
Duke	0	1	18	0	2	43
Iowa State	0	2	34	3	3	62
TCU	7	2	75	0	0	4
Oklahoma	0	1	13	7	3	47
Baylor	0	0	9	0	3	33
Oklahoma State	7	4	75	3	3	34
Texas Tech	0	4	56	0	1	6
Texas	0	0	8	7	2	61
Kansas State	0	0	3	0	0	5

DRIVE CHART

DRIVE START RESULT	1-9	10-19	20-29	30-39	40-49	50+
	NO/TD/FG	NO/TD/FG	NO/TD/FG	NO/TD/FG	NO/TD/FG	NO/TD/FG
Tennessee Tech	0/0/0	0/0/0	6/3/0	3/2/0	0/0/0	3/3/0
West Virginia	0/0/0	2/0/0	5/4/0	2/1/0	0/0/0	2/2/0
Houston	1/1/0	1/1/0	5/2/1	2/0/0	0/0/0	3/2/1
Duke	1/0/0	0/0/0	6/3/0	2/1/0	1/1/0	1/0/0
Iowa State	0/0/0	0/0/0	7/1/0	0/0/0	2/0/0	2/1/0
TCU	1/0/0	1/0/0	6/2/1	4/1/0	1/0/0	1/1/0
Oklahoma	0/0/0	0/0/0	9/3/0	1/1/0	1/0/0	2/2/0
Baylor	4/2/0	0/0/0	5/0/1	0/0/0	0/0/0	2/1/0
Oklahoma State	0/0/0	1/0/0	7/3/3	0/0/0	1/0/0	1/0/0
Texas Tech	0/0/0	1/0/0	9/3/0	0/0/0	2/1/0	0/0/0
Texas	1/0/0	0/0/0	6/2/0	3/0/0	0/0/0	0/0/0
Kansas State	2/0/0	0/0/0	6/4/0	1/0/0	1/0/0	0/0/0

THREE-AND-OUTS

	KANSAS THREE-AND-OUT/DRIVES	OPPONENT THREE-AND-OUT/DRIVES
Tennessee Tech	0/11	6/14
West Virginia	2/11	0/10
Hosuton	2/12	0/11
Duke	1/11	1/10
Iowa State	3/11	1/10
TCU	2/14	3/14
Oklahoma	4/13	0/14
Baylor	3/11	0/11
Oklahoma State	1/10	1/11
Texas Tech	1/12	1/13
Texas	3/11	0/11
Kansas State	5/11	3/14

KANSAS SCORING DRIVES

OPPONENT	PLAYS	YDS.	TIME	DRIVE	SCORING PLAY
Tenn. Tech	4	40	1:53	TD	Neal 19 yd TD rush
Tenn. Tech	2	65	:49	TD	Hishaw 9 yd TD rush
Tenn. Tech	--	--	--	TD	Bryant FG Return
Tenn. Tech	6	22	3:24	TD	Daniels 11 yd TD rush
Tenn. Tech	7	63	1:29	TD	Fairchild 2 yd TD reception
Tenn. Tech	1	80	0:13	TD	Neal 80 yd TD rush
Tenn. Tech	4	76	2:01	TD	Morrison 11 yd TD rush
Tenn. Tech	4	25	2:42	TD	Bean 7 yd TD rush
West Va.	9	79	5:01	TD	Fairchild 10 yd TD reception
West Va.	11	75	4:49	TD	Neal 6 yd TD rush
West Va.	10	75	2:42	TD	Neal 17 yd TD reception
West Va.	8	75	3:28	TD	Hishaw 3 yd TD rush
West Va.	6	24	3:00	TD	Neal 2 yd TD rush
West Va.	4	65	1:56	TD	Hishaw 30 yd TD rush
West Va.	5	25	--	TD	Skinner 4 yd TD reception
Houston	9	75	4:35	TD	Daniels 12 yd TD rush
Houston	1	8	0:05	TD	Hishaw Jr. 8 yd TD rush
Houston	10	84	5:06	TD	Grimm 5 yd TD reception
Houston	7	97	3:51	TD	Locklin 60 yd TD reception
Houston	10	75	6:06	TD	Daniels 9 yd TD rush
Houston	5	23	1:35	TD	Casey 8 yd TD reception
Houston	9	70	4:33	FG	Borcila 22 yd FG
Houston	5	31	1:50	FG	Borcila 33 yd FG
Duke	7	57	3:16	TD	Kardell 6 yd TD reception
Duke	2	76	1:00	TD	Hishaw 73 yd TD reception
Duke	11	75	5:13	TD	Grimm 19 yd TD reception
Duke	4	62	1:02	TD	Arnold 36 yd TD reception
Duke	8	75	4:12	TD	Daniels 3 yd TD rush
Iowa State	7	79	3:59	TD	Hishaw 4 yd TD rush
Iowa State	4	19	2:31	TD	Daniels 2 yd TD rush
TCU	8	53	2:50	FG	Borcila 40 yd FG
TCU	4	75	2:01	TD	Fairchild 12 yd TD reception
TCU	5	40	2:06	TD	Grimm 8 yd TD reception
TCU	4	72	2:05	TD	Skinner 38 yd TD reception
TCU	4	61	2:19	TD	Skinner 29 yd TD reception
Oklahoma	6	75	2:39	TD	Arnold 39 yd TD reception
Oklahoma	9	65	4:28	TD	Neal 11 yd TD rush
Oklahoma	4	75	1:04	TD	Fairchild 18 yd TD reception
Oklahoma	3	47	0:53	TD	Arnold 28 yd TD reception
Oklahoma	7	28	3:36	TD	Thomas 1 yd TD rush
Oklahoma	7	75	1:47	TD	Fairchild 9 yd TD reception
Baylor	12	62	7:02	FG	Borcila 30 yd FG
Baylor	3	9	1:07	TD	Neal 2 yd TD rush
Baylor	11	95	4:07	TD	Skinner 24 yd TD reception
Baylor	8	93	2:56	TD	Bean 4 yd TD rush
Oklahoma St.	4	73	1:32	TD	Neal 31 yd TD rush
Oklahoma St.	16	76	6:09	FG	Borcila 21 yd FG
Oklahoma St.	2	75	0:49	TD	Bean 73 yd TD rush
Oklahoma St.	7	87	3:04	TD	Arnold 8 yd TD reception
Oklahoma St.	15	75	7:52	TD	Casey 2 yd TD reception
Oklahoma St.	10	72	5:35	FG	Borcila 20 yd FG
Oklahoma St.	7	64	4:16	FG	Borcila 31 yd FG
Texas Tech	4	75	2:11	TD	Casey 66 yd TD reception
Texas Tech	7	77	3:52	TD	Bean 16 yd TD rush
Texas Tech	4	73	1:47	TD	Grimm 3 yd TD reception
Texas Tech	6	60	1:38	TD	Skinner 20 yd TD reception
Texas	7	80	3:16	TD	Locklin 14 yd TD reception
Texas	4	74	0:59	TD	Grimm 12 yd TD reception
Kansas State	9	75	5:16	TD	Locklin 12 yd TD rush
Kansas State	11	75	4:41	TD	Neal 11 yd TD rush
Kansas State	7	75	4:12	TD	Neal 3 yd TD rush
Kansas State	16	75	8:20	TD	Daniels 1 yd TD rush

OPPONENT SCORING DRIVES

OPPONENT	PLAYS	YDS.	TIME	DRIVE	SCORING PLAY
Tenn. Tech	7	23	3:14	FG	Parker 28 yd FG
Tenn. Tech	9	75	4:46	TD	Price 4 yd TD reception
West Va.	4	75	1:41	TD	James 59 yd TD reception
West Va.	12	50	5:45	TD	Donaldson 1 yd TD rush
West Va.	4	75	1:42	TD	Ford-Wheaton 67 yd TD reception
West Va.	11	75	5:15	TD	Ford-Wheaton 5 yd TD reception
West Va.	13	65	6:02	FG	Legg 27 yd FG
West Va.	14	64	6:55	FG	Legg 28 yd FG
West Va.	12	85	1:42	TD	Donaldson 1 yd TD rush
Houston	9	82	4:07	TD	Henry 34 yd TD reception
Houston	3	48	1:08	TD	Campbell 40 yd TD rush
Houston	10	69	4:23	TD	Henry 1 yd TD rush
Houston	5	75	2:39	TD	Tune 14 yd TD rush
Houston	13	72	5:25	FG	Baxa 20 yd FG
Duke	4	66	1:39	TD	Colemand 5 yd TD rush
Duke	12	70	6:18	FG	Ham 22 yd FG
Duke	9	55	1:01	FG	Ham 37 yd FG
Duke	10	92	4:40	TD	Waters 3 yd TD rush
Duke	7	70	1:57	TD	Calhous 27 yd TD reception
Iowa State	6	75	2:34	TD	Dean 9 yd TD reception
Iowa State	12	62	5:25	FG	Gilbert 35 yd FG
TCU	10	57	4:10	FG	Kell 39 yd FG
TCU	6	99	2:36	TD	Miller 1 yd TD rush
TCU	4	61	1:03	TD	Davis 51 yd TD reception
TCU	5	26	1:00	TD	Duggan 3 yd TD rush
TCU	5	50	1:27	TD	Barber 25 yd TD reception
TCU	6	68	2:36	TD	Johnston 24 yd TD reception
Oklahoma	10	79	2:41	TD	Barnes 1 yd TD rush
Oklahoma	9	75	2:22	TD	Gray 2 yd TD rush
Oklahoma	5	80	0:57	TD	Barnes 6 yd TD rush
Oklahoma	7	65	2:12	TD	Wease 24 yd TD reception
Oklahoma	3	54	0:49	TD	Gray 28 yd TD rush
Oklahoma	9	47	2:33	TD	Gabriel 1 yd TD rush
Oklahoma	10	75	3:20	TD	Willis 26 yd TD reception
Oklahoma	16	55	5:15	FG	Schmit 37 yd FG
Baylor	7	41	2:52	TD	Baldwin 17 yd RD reception
Baylor	2	25	0:40	TD	Reese 14 yd TD rush
Baylor	16	73	6:55	TD	Drones 4 yd TD rush
Baylor	15	99	7:23	TD	Nabors 10 yd TD rush
Baylor	7	69	3:52	TD	Reese 2 yd TD rush
Oklahoma St.	15	75	5:10	TD	Johnson 8 yd TD reception
Oklahoma St.	11	54	3:41	FG	Brown 35 yd FG
Oklahoma St.	10	75	3:31	TD	Nixon 35 yd TD reception
Texas Tech	8	75	3:09	TD	Smith 6 yd TD rush
Texas Tech	12	60	3:47	FG	Wolff 33 yd FG
Texas Tech	6	76	2:26	TD	Thompson 36 yd TD rush
Texas Tech	12	61	3:51	TD	Tharp 1 yd TD reception
Texas Tech	3	35	0:13	FG	Wolff 51 yd FG
Texas Tech	9	79	3:40	TD	Shough 9 yd TD rush
Texas Tech	9	63	3:47	FG	Wolff 30 yd FG
Texas Tech	3	8	0:36	FG	Brooks 5 yd TD rush
Texas	9	68	3:58	TD	Robinson 2 yd TD rush
Texas	2	28	0:26	TD	Robinson 7 yd TD rush
Texas	12	46	4:40	FG	Auburn 28 yd FG
Texas	7	80	2:27	TD	Robinson 15 yd TD reception
Texas	9	60	2:08	TD	Robinson 1 yd TD rush
Texas	10	28	4:12	FG	Auburn 40 yd FG
Texas	12	65	5:11	TD	Brooks 3 yd TD rush
Texas	3	75	1:24	TD	Brooks 75 yd TD rush
Kansas State	1	5	0:05	TD	Knowles 5 yd TD rush
Kansas State	7	75	2:43	TD	Wheeler 42 yd TD reception
Kansas State	--	--	--	--	Safety
Kansas State	9	61	2:28	TD	Knowles 4 yd TD rush
Kansas State	5	92	2:42	TD	Brooks 14 yd TD reception
Kansas State	8	38	4:15	TD	Vaughn 1 yd TD rush
Kansas State	6	22	2:28	FG	Zentner 27 yd FG
Kansas State	8	85	4:44	TD	Giddens 5 yd TD rush

KANSAS IN THE RED ZONE

DATE	OPPONENT	SCORE	TIMES IN RZ	TIMES SCORED	TOTAL PTS	TDS	RUSH TDS	PASS TDS	FGS MADE	FGA	DOWN	INT	Failed to Score Inside Red Zone		
													FUMB	HALF	GAME
Sept. 2	Tenn. Tech	W, 56-10	7	6	42	6	5	1	0	0	1	0	0	0	0
Sept. 10	West Virginia	W, 55-42	6	6	42	6	3	3	0	0	0	0	0	0	0
Sept. 17	Houston	W, 48-30	7	7	41	5	3	2	2	0	0	0	0	0	0
Sept. 24	Duke	W, 35-27	4	3	21	3	1	2	0	0	1	0	0	0	0
Oct. 1	Iowa State	W, 14-11	2	2	14	2	2	0	0	0	0	0	0	0	0
Oct. 8	TCU	L, 31-38	5	3	17	2	0	2	1	2	0	0	1	0	0
Oct. 15	Oklahoma	L, 42-52	4	4	28	4	2	2	0	0	0	0	0	0	0
Oct. 22	Baylor	L, 23-35	3	3	17	2	2	0	1	1	0	0	0	0	0
Nov. 5	Oklahoma St.	W, 37-16	5	5	23	2	0	2	3	3	0	0	0	0	0
Nov. 12	Texas Tech	L, 28-43	6	3	21	3	1	2	0	2	1	0	0	0	0
Nov. 19	Texas	L, 14-55	3	2	14	2	0	2	0	1	0	0	0	0	0
Nov. 26	Kansas State	L, 27-47	4	4	27	4	4	0	0	0	0	0	0	0	0
Totals			56	48	307	41	23	18	7	11	3	0	1	0	0
48-of-56 (85.7%)															

OPPONENTS IN THE RED ZONE

DATE	OPPONENT	SCORE	TIMES IN RZ	TIMES SCORED	TOTAL PTS	TDS	RUSH TDS	PASS TDS	FGS MADE	FGA	DOWN	INT	Failed to Score Inside Red Zone		
													FUMB	HALF	GAME
Sept. 2	Tenn. Tech	W, 56-10	4	2	10	1	0	1	1	2	0	0	0	0	1
Sept. 10	West Virginia	W, 55-42	6	5	28	3	2	1	2	2	0	1	0	0	0
Sept. 17	Houston	W, 48-30	3	3	1	1	2	0	1	1	0	0	0	0	0
Sept. 24	Duke	W, 35-27	4	4	20	2	2	0	2	2	0	0	0	0	0
Oct. 1	Iowa State	W, 14-11	4	2	11	1	0	1	1	3	0	0	0	0	0
Oct. 8	TCU	L, 31-38	2	2	14	2	2	0	0	0	0	0	0	0	0
Oct. 15	Oklahoma	L, 42-52	6	5	31	4	4	0	1	1	0	0	0	0	0
Oct. 22	Baylor	L, 23-35	7	5	35	5	4	1	0	0	1	1	0	0	0
Nov. 5	Oklahoma St.	W, 37-16	3	2	10	1	0	1	1	1	0	0	1	0	0
Nov. 12	Texas Tech	L, 28-43	6	6	33	4	3	1	2	2	0	0	0	0	0
Nov. 19	Texas	L, 14-55	6	6	38	5	4	1	1	1	0	0	0	0	0
Nov. 26	Kansas State	L, 27-47	6	6	38	5	4	1	1	1	0	0	0	0	0
Totals			57	48	284	35	27	8	13	16	1	2	1	1	1
48-of-57 (84.2%)															

KANSAS THIRD DOWN CONVERSIONS

DATE	OPPONENT	SCORE	OVERALL	PCT.	1ST QTR	PCT.	2ND QTR	PCT.	3RD QTR	PCT.	4TH QTR	PCT.	OT	PCT.
Sept. 2	Tenn. Tech	W, 56-10	6-8	75.0	1-1	100.0	3-4	75.0	2-3	66.7	0-0	0.0	0-0	0.0
Sept. 10	West Virginia	W, 55-42	11-15	73.3	0-2	0.0	5-5	100.0	4-5	80.0	1-2	50.0	1-1	100.0
Sept. 17	Houston	W, 48-30	7-12	58.3	2-4	50.0	3-3	100.0	2-3	66.7	0-2	0.0	0-0	0.0
Sept. 24	Duke	W, 35-27	6-10	60.0	1-3	33.3	3-3	100.0	1-1	100.0	1-3	33.3	0-0	0.0
Oct. 1	Iowa State	W, 14-11	3-10	30.0	1-2	50.0	2-4	50.0	0-2	0.0	0-2	0.0	0-0	0.0
Oct. 8	TCU	L, 31-38	5-14	35.7	0-2	0.0	1-3	33.3	2-4	50.0	2-5	40.0	0-0	0.0
Oct. 15	Oklahoma	L, 42-52	5-11	45.5	2-3	66.7	1-3	33.3	0-3	0.0	2-2	100.0	0-0	0.0
Oct. 22	Baylor	L, 23-35	6-11	54.5	1-3	33.3	0-2	0.0	4-4	100.0	1-2	50.0	0-0	0.0
Nov. 5	Oklahoma St.	W, 37-16	6-14	42.9	3-5	60.0	0-1	0.0	2-4	50.0	1-4	25.0	0-0	0.0
Nov. 12	Texas Tech	L, 28-43	6-13	46.2	0-2	0.0	2-3	66.7	2-4	50.0	2-4	50.0	0-0	0.0
Nov. 19	Texas	L, 14-55	4-11	36.4	1-4	25.0	2-3	66.7	0-2	0.0	1-2	50.0	0-0	0.0
Nov. 27	Kansas State	L, 27-47	6-12	50.0	1-1	100.0	2-4	50.0	3-5	60.0	0-2	0.0	0-0	0.0
Kansas			71-141	50.4	13-32	40.6	24-38	63.2	22-40	55.0	11-30	36.7	1-1	100.0
Opponents			84-179	46.9	21-39	53.8	18-46	39.1	20-40	50.0	25-53	47.2	0-1	0.0

KANSAS FOURTH DOWN CONVERSIONS

DATE	OPPONENT	SCORE	OVERALL	PCT.	1ST QTR	PCT.	2ND QTR	PCT.	3RD QTR	PCT.	4TH QTR	PCT.	OT	PCT.
Sept. 2	Tenn. Tech	W, 56-0	0-1	0.0	0-0	0.0	0-1	0.0	0-0	0.0	0-0	0.0	0-0	0.0
Sept. 10	West Virginia	W, 55-42	1-1	0.0	0-0	0.0	0-0	0.0	0-0	0.0	0-0	0.0	0-0	0.0
Sept. 17	Houston	W, 48-10	1-1	100.0	0-0	0.0	0-0	0.0	1-1	100.0	0-0	0.0	0-0	0.0
Sept. 24	Duke	W, 35-27	1-2	50.0	1-2	50.0	0-0	0.0	0-0	0.0	0-0	0.0	0-0	0.0
Oct. 1	Iowa State	W, 14-11	0-0	0.0	0-0	0.0	0-0	0.0	0-0	0.0	0-0	0.0	0-0	0.0
Oct. 8	TCU	L, 31-38	1-3	33.3	0-0	0.0	0-1	0.0	0-0	0.0	1-2	50.0	0-0	0.0
Oct. 15	Oklahoma	L, 42-52	0-0	0.0	0-0	0.0	0-0	0.0	0-0	0.0	0-0	0.0	0-0	0.0
Oct. 22	Baylor	L, 23-35	0-1	0.0	0-0	0.0	0-0	0.0	0-0	0.0	0-1	0.0	0-0	0.0
Nov. 5	Oklahoma St.	W, 37-16	2-2	100.0	0-0	0.0	0-0	0.0	2-2	100.0	0-0	0.0	0-0	0.0
Nov. 12	Texas Tech	L, 28-43	1-3	33.3	1-1	100.0	0-1	0.0	0-0	0.0	0-1	0.0	0-0	0.0
Nov. 19	Texas	L, 14-55	0-2	0.0	0-1	0.0	0-0	0.0	0-1	0.0	0-0	0.0	0-0	0.0
Nov. 26	Kansas State	L, 27-47	1-1	100.0	0-0	0.0	0-0	0.0	1-1	100.0	0-0	0.0	0-0	0.0
Kansas			8-17	47.1	2-5	60.0	0-3	0.0	4-5	80.0	1-4	25.0	0-0	0.0
Opponents			19-28	67.9	3-4	75.0	4-7	57.1	6-7	85.7	6-10	60.0	0-0	0.0

KANSAS TIME OF POSSESSION

DATE	OPPONENT	SCORE	OVERALL	1ST QTR	2ND QTR	3RD QTR	4TH QTR	OT
Sept. 2	Tenn. Tech	W, 56-10	24:24	2:24	10:14	5:53	5:35	--
Sept. 10	West Virginia	W, 55-42	27:33	2:36	12:31	8:04	4:21	--
Sept. 17	Houston	W, 48-30	31:27	7:07	9:12	7:41	7:27	--
Sept. 24	Duke	W, 35-27	29:32	10:47	6:16	1:02	11:27	--
Oct. 1	Iowa State	W, 14-11	24:58	3:35	9:25	6:51	5:07	--
Oct. 8	TCU	L, 31-38	33:59	3:59	9:27	9:55	10:38	--
Oct. 15	Oklahoma	L, 42-52	29:41	8:17	8:37	7:24	5:23	--
Oct. 22	Baylor	L, 23-35	19:50	8:15	2:50	1:07	7:38	--
Nov. 5	Oklahoma St.	W, 37-16	35:09	9:00	5:20	7:52	12:57	--
Nov. 12	Texas Tech	L, 28-43	28:33	4:50	8:43	8:48	6:12	--
Nov. 19	Texas	L, 14-55	28:02	6:59	7:43	7:02	6:18	--
Nov. 26	Kansas State	L, 27-47	31:00	6:11	11:26	2:57	10:26	--
Kansas			Total	74:18	101:45	74:36	93:29	--
			Avg.	6:12	8:29	6:13	7:47	--
Opponents			Total	85:46	98:11	74:01	117:54	--
			Avg.	7:09	8:11	6:10	9:50	--

SEASON GAME HIGHS

Kansas individuals

Rushes	32	Devin Neal vs. Oklahoma State (Nov. 5, 2022)
Yards Rushing	224	Devin Neal vs. Oklahoma State (Nov. 5, 2022)
TD Rushes	2	Devin Neal at Kansas State (Nov. 26, 2022)
		Jalon Daniels at Houston (Sept. 17, 2022)
		Devin Neal vs. Tennessee Tech (Sept. 2, 2022)
		Devin Neal at West Virginia (Sept. 10, 2022)
		Daniel Hishaw Jr. at West Virginia (Sept. 10, 2022)
Long Rush	80	Devin Neal vs. Tennessee Tech (Sept. 2, 2022)
Pass Attempts	32	Jalon Daniels at Kansas State (Nov. 26, 2022)
Pass Completions	20	Jalon Daniels at Kansas State (Nov. 26, 2022)
Yards Passing	324	Jalon Daniels vs. Duke (Sept. 24, 2022)
TD Passes	4	Jason Bean at Oklahoma (Oct. 15, 2022)
		Jason Bean vs. TCU (Oct. 8, 2022)
		Jalon Daniels vs. Duke (Sept. 24, 2022)
Long Pass	73	Jalon Daniels vs. Duke (Sept. 24, 2022)
Receptions	7	Luke Grimm vs. Oklahoma State (Nov. 5, 2022)
Yards Receiving	113	Lawrence Arnold at Oklahoma (Oct. 15, 2022)
TD Receptions	2	Lawrence Arnold at Oklahoma (Oct. 15, 2022)
		Mason Fairchild at Oklahoma (Oct. 15, 2022)
		Quentin Skinner vs. TCU (Oct. 8, 2022)
Long Reception	73	Daniel Hishaw vs. Duke (Sept. 24, 2022)
Field Goals	2	Jacob Borcila at Houston (Sept. 17, 2022)
Long Field Goal	33	Jacob Borcila at Houston (Sept. 17, 2022)
Punts	6	Reis Vernon vs. Iowa State (Oct. 1, 2022)
Punting Avg	45.0	Reis Vernon vs. Duke (Sept. 24, 2022)
Long Punt	60	Reis Vernon at Oklahoma (Oct. 15, 2022)
Punts Inside 20	3	Reis Vernon vs. Iowa State (Oct. 1, 2022)
Long Punt Return	16	OJ Burroughs vs. Duke (Sept. 24, 2022)
Long Kickoff Return	38	Kenny Logan Jr. vs. Tennessee Tech (Sept. 2, 2022)
Tackles	14	Kenny Logan Jr. at Oklahoma (Oct. 15, 2022)
Sacks	3	Lonnie Phelps vs. Tennessee Tech (Sept. 2, 2022)
Tackles For Loss	4	Lonnie Phelps vs. Tennessee Tech (Sept. 2, 2022)
Interceptions	1	Eriq Gilyard vs. Tennessee Tech (Sept. 2, 2022)

Kansas Team

Rushes	46	vs. Oklahoma State (Nov. 5, 2022)
Yards Rushing	351	vs. Oklahoma State (Nov. 5, 2022)
Yards Per Rush	9.9	vs. Tennessee Tech (Sept. 2, 2022)
TD Rushes	6	vs. Tennessee Tech (Sept. 2, 2022)
Pass Attempts	34	vs. TCU (Oct. 8, 2022)
Pass Completions	21	vs. TCU (Oct. 8, 2022)
		at Kansas State (Nov. 26, 2022)
Yards Passing	351	vs. TCU (Oct. 8, 2022)
Yards Per Pass	14.4	vs. Duke (Sept. 24, 2022)
TD Passes	4	at Oklahoma (Oct. 15, 2022)
		vs. TCU (Oct. 8, 2022)
		vs. Duke (Sept. 24, 2022)
Total Plays	72	vs. TCU (Oct. 8, 2022)
Total Offense	554	vs. Oklahoma State (Nov. 5, 2022)
Yards Per Play	10.2	vs. Tennessee Tech (Sept. 2, 2022)
Points	56	vs. Tennessee Tech (Sept. 2, 2022)
Sacks By	5	vs. Iowa State (Oct. 1, 2022)
		vs. Tennessee Tech (Sept. 2, 2022)
First Downs	25	at Houston (Sept. 17, 2022)
Penalties	7	vs. Duke (Sept. 24, 2022)
Penalty Yards	83	vs. Duke (Sept. 24, 2022)
Turnovers	3	vs. Tennessee Tech (Sept. 2, 2022)
Interceptions By	1	vs. Tennessee Tech (Sept. 2, 2022)
Punts	6	vs. Iowa State (Oct. 1, 2022)
Punting Avg	44.5	at West Virginia (Sept. 10, 2022)
Long Punt	60	at Oklahoma (Oct. 15, 2022)
Punts Inside 20	3	vs. Iowa State (Oct. 1, 2022)
Long Punt Return	16	vs. Duke (Sept. 24, 2022)

Opponent Individuals

Rushes	31	Richard Reese at Baylor (Oct. 22, 2022)
Yards Rushing	243	Bijan Robinson vs. Texas (Nov. 19, 2022)
TD Rushes	4	Bijan Robinson vs. Texas (Nov. 19, 2022)
Long Rush	70	Jonathan Brooks vs. Texas (Nov. 19, 2022)
Pass Attempts	48	Hunter Dekkers vs. Iowa State (Oct. 1, 2022)
Pass Completions	30	Hunter Dekkers vs. Iowa State (Oct. 1, 2022)
Yards Passing	403	Dillon Gabriel at Oklahoma (Oct. 15, 2022)
TD Passes	3	Max Duggan vs. TCU (Oct. 8, 2022)
		JT Daniels at West Virginia (Sept. 10, 2022)
Long Pass	80	Will Howard at Kansas State (Nov. 26, 2022)
Receptions	14	Quentin Johnson vs. TCU (Oct. 8, 2022)
Yards Receiving	206	Quentin Johnson vs. TCU (Oct. 8, 2022)
TD Receptions	2	Bryce Ford-Wheaton at West Virginia (Sept. 10, 2022)
Long Reception	80	Deuce Vaughn at Kansas State (Nov. 26, 2022)
Field Goals	3	Trey Wolff at Texas Tech (Nov. 12, 2022)
Long Field Goal	51	at Texas Tech (Nov. 12, 2022)
Punts	6	Nicholas Bigelow vs. Tennessee Tech (Sept. 2, 2022)
Punting Avg	62.7	Ty Zentner at Kansas State (Nov. 26, 2022)
Long Punt	72	Ty Zentner at Kansas State (Nov. 26, 2022)
Punts Inside 20	2	Ty Zentner at Kansas State (Nov. 26, 2022)
		Laine Wilkins at Houston (Sept. 17, 2022)
Long Punt Return	22	Xavier Worthy vs. Texas (Nov. 19, 2022)
		Gavin Holmes at Baylor (Oct. 22, 2022)
Long Kickoff Return	69	Malik Knowles at Kansas State (Nov. 26, 2022)
Tackles	11	Kendal Daniels vs. Oklahoma State (Nov. 5, 2022)
		Jason Taylor II vs. Oklahoma State (Nov. 5, 2022)
Sacks	2	Jesiah Pierre at Texas Tech (Nov. 12, 2022)
Tackles For Loss	2	Dadrion Taylor-Demerson at Texas Tech (Nov. 12, 2022)
		Jesiah Pierre at Texas Tech (Nov. 12, 2022)
		David Ugwoegbu at Oklahoma (Oct. 15, 2022)
		Danny Stutsman at Oklahoma (Oct. 15, 2022)
		Sean Martin at West Virginia (Sept. 10, 2022)
Interceptions	1	Jaylin Ford vs. Texas (Nov. 19, 2022)
		Kosi Eldridge at Texas Tech (Nov. 12, 2022)
		CJ Coldon at Oklahoma (Oct. 15, 2022)
		DaShaun White at Oklahoma (Oct. 15, 2022)
		Jamoi Hodge vs. TCU (Oct. 8, 2022)
		Jacquez McGowan vs. Tennessee Tech (Sept. 2, 2022)

Opponent Team

Rushes	57	vs. Texas (Nov. 19, 2022)
		at Baylor (Oct. 22, 2022)
		at Oklahoma (Oct. 15, 2022)
Yards Rushing	427	vs. Texas (Nov. 19, 2022)
Yards Per Rush	7.5	vs. Texas (Nov. 19, 2022)
TD Rushes	6	vs. Texas (Nov. 19, 2022)
Pass Attempts	48	vs. Iowa State (Oct. 1, 2022)
Pass Completions	30	vs. Iowa State (Oct. 1, 2022)
Yards Passing	403	at Oklahoma (Oct. 15, 2022)
Yards Per Pass	10.1	at Kansas State (Nov. 26, 2022)
TD Passes	3	vs. TCU (Oct. 8, 2022)
		at West Virginia (Sept. 10, 2022)
Total Plays	100	at Oklahoma (Oct. 15, 2022)
Total Offense	701	at Oklahoma (Oct. 15, 2022)
Yards Per Play	7.1	vs. TCU (Oct. 8, 2022)
Points	55	vs. Texas (Nov. 19, 2022)
Sacks By	1	at Baylor (Oct. 22, 2022)
		at Oklahoma (Oct. 15, 2022)
		vs. TCU (Oct. 8, 2022)
		vs. Iowa State (Oct. 1, 2022)
		vs. Duke (Sept. 24, 2022)
First Downs	36	at Oklahoma (Oct. 15, 2022)
Penalties	10	at Houston (Sept. 17, 2022)
Penalty Yards	73	at Houston (Sept. 17, 2022)
Turnovers	4	vs. Oklahoma State (Nov. 5, 2022)
Punts	6	vs. Tennessee Tech (Sept. 2, 2022)
Punting Avg	62.7	at Kansas State (Nov. 26, 2022)
Long Punt	72	at Kansas State (Nov. 26, 2022)
Punts Inside 20	2	at Kansas State (Nov. 26, 2022)
		at Houston (Sept. 17, 2022)
Long Punt Return	22	vs. Texas (Nov. 19, 2022)
		at Baylor (Oct. 22, 2022)

THE LAST TIME KANSAS ...

TEAM

Scored 80+ points	86 vs. South Dakota State, 1947
Scored 70-79 points	76, Nebraska, 2007
Scored 60-69 points	62, Southeastern Louisiana, 2007
Scored 50-59 points	55 at West Virginia, 2022
Scored 40-49 points	42 at Oklahoma, 2022
Scored 40+ points in back-to-back games	55 at West Virginia, 2022, 45 at Houston, 2022
Rushed for 500+ yards	556, Missouri, 1975
Rushed for 400-499 yards	405 vs. Rutgers, 2018
Rushed for 300-399 yards	364 vs. Oklahoma State, 2022
Rushed for 200-299 yards	242 at Texas Tech, 2022
Passed for 500+ yards	Never
Passed for 400-499 yards	415, vs. Texas Tech, 2019
Passed for 300-399 yards	351 vs. TCU, 2022
Rushed/Passed for 200+ yards	242 rush, 283 pass at Texas Tech, 2022
Had 600+ yards of total offense	615 vs. FIU, 2007
Had 500-599 yards of total offense	554 vs. Oklahoma State, 2022
Scored on first offensive play	vs. Cental Michigan, 2014 (Pierson 74 yd run)
Won on final offensive play	at Texas, 2021 (Casey 2 pt. conversion)
Won on final defensive play	at West Virginia, 2022 (Bryant interception in OT)
Lost on final defensive play	at TCU, 2021 (Kell 25 yd FG)
Won in overtime	at West Virginia, 2022
Lost in overtime	vs. Nicholls (26-23), 2018
Recorded a safety	vs. Nicholls, 2018
Recorded two safeties	vs. Southeastern Louisiana, 2007
Recorded two defensive touchdowns	vs. Rutgers, 2018
Executed a two-point conversion	vs. West Virginia, 2021
Recorded a 90+ yard scoring drive	97 at Houston, 2022
Zero punts in a game	vs. Tennessee Tech, 2022
Zero sacks allowed in a game	vs. Oklahoma State, 2022
Recorded a shutout	vs. Louisiana Tech, 2008
Held opponent to 0 yards rushing	(-31) vs. Southeastern Louisiana, 2007
Blocked multiple kicks in a game	2, vs. South Dakota State, 2011 (2 Blocked Punts)
Blocked multiple punts in a game	2, vs. South Dakota State, 2011
Scored a special teams TD	Jacobee Bryant vs. Tennessee Tech, 2022
Scored a special teams & defensive TD	vs. FIU, 2007
10+ Pass Breakups in a game	10, at West Virginia, 2020
Had a weather delay	69 minutes, at Houston, 2022

INDIVIDUAL OFFENSE

Rushed for 200+ yards	224, Devin Neal vs. Oklahoma State, 2022
Rushed for 150-199 yards	190, Devin Neal at Texas Tech, 2022
Two Players Rushed for 100+ yards	Khalil Hebert (187), Pooka Williams Jr., (121) at Boston College, 2019
Three Players Rushed for 100+ yards	Smith (253), Banks (120) and Wright (116), vs. Missouri, 1975
Had 40+ carries	40, June Henley vs. Iowa State, 1996
Had 30-39 carries	32, Devin Neal vs. Oklahoma State, 2022
Had 25-29 carries	25, Pooka Williams Jr., at Texas, 2019
Rushed for 5 TDs	Never
Rushed for 4 TDs	James Sims vs. Colorado, 2010
Rushed for 3 TDs	Devin Neal at Texas, 2021
Passed for 500+ yards	Never
Passed for 400-499 yards	415, Carter Stanley vs. Texas Tech, 2019
Passed for 300-399 yards	323, Jason Bean at Duke, 2021
Threw 5+ TDs	6, Todd Reesing vs. Nebraska, 2007
Threw 4 TDs	4, Jason Bean at Oklahoma, 2022
Threw 3 TDs	3, Jalon Daniels, at Houston, 2022
Rushed and Passed for 5+ Touchdowns	5, Jalon Daniels at Houston, 2022
Had 60+ pass attempts	62, Peyton Bender vs. Central Michigan, 2017
Had 50-59 pass attempts	62, Peyton Bender vs. Central Michigan, 2017
Had 40-49 pass attempts	44, Carter Stanley at Iowa State, 2019
Had 30-39 pass attempts	32, Jalon Daniels at Kansas State, 2022
Had 30+ pass completions	30, Peyton Bender at Ohio, 2017
Had 25-29 pass completions	26, Carter Stanley vs. Texas Tech, 2019
QB Rush for 100+ yards	123, Jalon Daniels at Houston, 2022
QB Rush for 100+ yards, pass for 200+ yards	(121 / 217) Bill Whittemore vs. Colorado, 2002
Had 15+ catches	16, Kerry Meier vs. Iowa State, 2009
Had 10-14 catches	10, Steven Sims Jr., vs. Oklahoma State, 2018
Had Two Players with 10+ catches	Dezmon Briscoe (14) and Kerry Meier (10) vs. Missouri, 2009
Had 250+ yards receiving	269, Dezmon Briscoe at Oklahoma, 2008
Had 200-249 yards receiving	233, Steven Sims Jr. vs. K-State, 2017
Had 150-199 yards receiving	186, Stephon Robinson Jr., vs. Texas Tech, 2019
Had Two Players 100+ yards receiving	Lawrence Arnold (113), Mason Fairchild (106) at Oklahoma, 2022

Had 100+ yards rushing and receiving	Devin Neal (224 rush, 110 receiving) vs. Oklahoma State, 2022
Had 200+ yards rushing and 100+ yards receiving	Devin Neal (224 rush, 110 receiving) vs. Oklahoma State, 2022
Had a touchdown rushing and receiving	Devin Neal at West Virginia, 2022
2 Players with 100+ yards receiving	Lawrence Arnold (113), Mason Fairchild (106) at Oklahoma, 2022
3 Players with 100+ yards receiving	Never
Had 4+ TD receptions	4, Quintin Smith vs. Louisville, 1989
Had 3 TD receptions	3, Dezmon Briscoe vs. Minnesota, 2008
Had 2 TD receptions	2, Lawrence Arnold, Mason Fairchild at Oklahoma, 2022

INDIVIDUAL DEFENSE

Intercepted 3 passes	3, Bill Crank vs. Tulane, 1958
Intercepted 2 passes	2, Hasan Defense at West Virginia, 2018
Returned multiple interceptions for TDs	2, Patrick Brown vs. UAB, 1997
Returned an interception for a TD	Cobee Bryant at West Virginia, 2022
Interception Return for 100+ yards	100, Aqib Talib vs. FIU, 2007
Recorded 15+ Tackles	15, Kenny Logan Jr. at TCU, 2021
Recorded 10-14 Tackles	11, Marvin Grant at Baylor, 2022
Two Players with 10+ Tackles	(14) Kenny Logan Jr., (12) Lorenzo McCaskill at Oklahoma, 2022
Three players with 10+ Tackles	(12) Joe Dineen Jr., (10) Keith Loneker Jr., (10) Tyrone Miller Jr., at Texas, 2017
Recorded 5+ Sacks	5, Brandon Perkins vs. Louisiana Tech, 2005
Recorded 4 Sacks	5, Brandon Perkins vs. Louisiana Tech, 2005
Recorded 3 Sacks	3, Lonnie Phelps vs. Tennessee Tech, 2022
Had 5+ Pass Breakups	5, JaCorey Shepherd vs. Iowa State
Recorded 2+ Fumble Recoveries	2, Hayden Hatcher at Oklahoma, 2022
Returned a fumble for a TD	63, Cassius Sendish, at Oklahoma, 2014

INDIVIDUAL SPECIAL TEAMS

Returned a Kickoff for a Touchdown	100, Kenny Logan Jr., vs. Iowa State, 2020
Punt Return for a Touchdown	76, Nick Harwell vs. West Virginia, 2014
Blocked a Punt	Stephon Robinson Jr., vs. Nicholls, 2018
Blocked Punt Return for a TD	Dakota Lewis vs. FIU, 2007
Blocked a FG	Jereme Robinson vs. Tennessee Tech, 2022
Blocked FG Return for a TD	61, Cobee Bryant vs. Tennessee Tech, 2022
Blocked a PAT	Team, at Oklahoma, 2018
Returned a PAT for a Two-Point Conversion	Carl Nesmith vs. Texas, 2000
Executed a Fake Punt for a First Down	Ryan Schadler at West Virginia, 2018
Executed a Fake Field Goal	T.J. Millweard and Trent Smiley vs. TCU, 2014
Executed an onside kick	Jacob Borcila vs. TCU, 2020
Made 5+ Field Goals	5, Bruce Kallmeyer vs. Wichita State, 1983
Made 4 Field Goals	4, Scott Webb vs. Kansas State, 2006
Made a Field Goal of 50+ Yards	50, Jacob Borcila, at Duke, 2021
Recorded a 70+ yard Punt	76, Kyle Thompson at Texas, 2018
Recorded a 60-69 yard Punt	60, Reis Vernon at Oklahoma, 2022

THE LAST TIME A KANSAS OPPONENT ...

TEAM	
Scored 80+ points	Never
Scored 70-79 points	70 at Oklahoma State, 2011
Scored 60-69 points	62 at Oklahoma, 2020
Scored 50-59 points	55, vs. Texas, 2022
Scored 40-49 points	47 at Kansas State, 2022
Rushed for 500+ yards	510, at Oklahoma, 2014
Rushed for 400-499 yards	427, vs. Texas, 2022
Rushed for 300-399 yards	302, at Baylor, 2022
Rushed for 200-299 yards	242 at Kansas State, 2022
Passed for 500+ yards	548, at Texas Tech, 2016
Passed for 400-499 yards	403, at Oklahoma, 2022
Passed for 300-399 yards	308, vs. TCU, 2022
Rushed/Passed for 200+ yards	213 pass, 230 rush at Kansas State, 2022
Had 600+ yards of total offense	701 at Oklahoma, 2022
Had 500-599 yards of total offense	539, vs. Texas, 2022
Scored on first offensive play	vs. Texas, 2017 (49-yard reception)
Won on final offensive play	at TCU, 2021 (Kell 25 yd FG)
Lost on final defensive play	at Texas, 2021 (Casey 2 pt. Conversion)
Won in overtime	26-23, vs. Nicholls, 2018
Lost in overtime	55-42 at West Virginia, 2022
Recorded a safety	at Kansas State, 2022 (Penalty)
Recorded two safeties	at Texas, 2001
Recorded two defensive touchdowns	TCU, 2020 (fumble ret., INT ret.)
Recorded two special teams touchdowns	at Kansas State, 2020 (two punt returns)
Zero punts in a game	vs. Texas Tech, 2021
Zero sacks allowed in a game	at West Virginia, 2022
Held KU to 0 yards rushing	-25 at TCU, 2017
Blocked multiple kicks in a game	at Texas, 2019 (blocked 2 FGs)
Scored a special teams TD	vs. TCU, 2020 (Punt Return TD)
Scored a special teams & defensive TD	vs. TCU, 2020

INDIVIDUAL OFFENSE

Rushed for 300+ yards	427, Samaje Perine at Oklahoma, 2014
Rushed for 200+ yards	243, Bijan Robinson vs. Texas, 2022
Two Players Rushed for 100+ yards	Brown (156), Mathis (118) vs. West Virginia, 2021
Three Players Rushed for 100+ yards	Howard (129), Smallwood (115), Shell (108) vs. West Virginia, 2015
Had a 90+ yard run from scrimmage	93, D'Onte Foreman at Texas, 2015
Had 40+ carries	51, D'Onta Foreman vs. Texas, 2016
Had 30-39 carries	31, Richard Reese at Baylor, 2022
Had 25-29 carries	25, Deuce Vaughn at Kansas State, 2022
Rushed for 5+ TDs	5, Samaje Perine at Oklahoma, 2014
Rushed for 4 TDs	Bijan Robinson, vs. Texas, 2022
Rushed for 3 TDs	3, Reese White at Coastal Carolina, 2021
Passed for 500+ yards	Never
Passed for 400-499 yards	403, Dillon Gabriel at Oklahoma, 2022
Passed for 300-399 yards	355, JT Daniels at West Virginia, 2022
Threw 5+ TDs	6, Casey Thompson at Texas, 2021
Threw 4 TDs	Brock Purdy, at Iowa State, 2021
Threw 3 TDs	JT Daniels at West Virginia, 2022
Had 50+ pass attempts	50, Patrick Mahomes II vs. Texas Tech, 2015
Had 40-49 pass attempts	42, Dillon Gabriel at Oklahoma, 2022
Had 30-39 pass attempts	34, Jett Duffey vs. Texas Tech, 2019
Had 30+ pass completions	Hunter Dekkers vs. Iowa State, 2022
Had 25-29 pass completions	29, Dillon Gabriel at Oklahoma, 2022
Had completion percentage of 75 percent (Min. 20 pass attempts)	75.8% Gunnar Holmberg at Duke, 2021 (22-of-29)
Had completion percentage of 80 percent (Min. 20 pass attempts)	84.3%, Baker Mayfield vs. Oklahoma (27-of-32)
Had completion percentage of 90+ percent (Min. 20 pass attempts)	95.8%, Geno Smith at West Virginia 2012 (23-of-24)**

QB Rush for 100+ yards	127, Skylar Thompson vs. Kansas State, 2019
QB Rush for 100+ yards, pass for 200+ yards	Robert Griffin III (103 rush, 312 pass) Baylor, 2011
Had 15+ catches	15, Dana Alexander vs. Missouri, 2009
Had 10-14 catches	13 Xavier Hutchinson Hunter Dekkers vs. Iowa State, 2022
Had Two Players with 10+ catches	Never*
Had 250+ yards receiving	300, Adarius Bowman vs. Oklahoma State, 2006
Had 200-249 yards receiving	206, Quentin Johnson, vs. TCU, 2022
Had 150-199 yards receiving	152 Bryce Ford-Wheaton at West Virginia, 2022
Had 100+ yards rushing and receiving	O. Smith (157 rushing, 108 receiving) at Georgia Tech, 2011
Had a touchdown rushing and receiving	Ta'Zhawn Henry at Houston, 2022
2 Players with 100+ yards receiving	Marvin Mims (106), Brayden Willis (102), at Oklahoma, 2022

3 Players with 100+ yards receiving	Never*
Had 4+ TD receptions	4, Adarius Bowman vs. Oklahoma, 2006
Had 3 TD receptions	Xavier Worthy, at Texas, 2021
Had 2 TD receptions	Bryce Ford-Wheaton at West Virginia, 2022

INDIVIDUAL DEFENSE

Intercepted 3+ passes	3, Darcel McBeth Texas Tech, 2008
Intercepted 2 passes	Kolby Harvell-Peel at Oklahoma State, 2019
Returned multiple interceptions for TDs	Never*
Returned an interception for a TD	CJ Ceasar vs. TCU, 2020
Interception Return for 100+ yards	Never*
Recorded 15+ Tackles	15, Raaquan Davis at Baylor, 2016
Recorded 10-14 Tackles	10, Drake Cheatum at Kansas State, 2022
Two Players with 10+ Tackles	12, Ty Summers and 11, Denzel Johnson vs. TCU, 2016
Recorded 5+ Sacks	Never*
Recorded 4 Sacks	Never*
Recorded 3 Sacks	3.5, Josaiah Steward at Coastal Carolina, 2021
Forced 2 fumbles	K.J. Smith at Baylor, 2014

INDIVIDUAL SPECIAL TEAMS

Returned a Kickoff for a Touchdown	Tristan Ebner at Baylor, 2020
Kickoff Return of 100 Yards	Tristan Ebner at Baylor, 2020
Two returns for TDs	Phillip Brooks at Kansas State, 2020 (Punts)
Punt Return for a Touchdown	Derius Davis vs. TCU, 2020
Blocked a Punt	Alex Spillum, at Coastal Carolina, 2021
Blocked a Punt Return for a TD	Alex Spillum, at Coastal Carolina, 2021
Blocked a FG	Nick McCann vs. Texas Tech, 2019
Blocked FG Return for a TD	Deonte Roberts (64) vs. Rutgers, 2018
Blocked a PAT	Jeffrey Gunter, at Coastal Carolina, 2021
Returned a PAT for a Two-Point Conversion	D'Shawn Jamison at Texas, 2019
Made 5+ Field Goals	5, Jeff Jacke, at Missouri, 1992
Made 4+ Field Goals	Chris Callahan, at Baylor, 2014
Made a Field Goal of 50+ Yards	52, M. McCrane, at Kansas State, 2014
Recorded a 70+ yard Punt	72, Ty Zentner at Kansas State, 2022
Recorded a 60-69 yard Punt	65, Ty Zentner at Kansas State, 2022